



***PROTOCOL***



# 2023 Humana Skate America

October 20 - 22, 2023 Allen, TX / USA



## Protocol

of the

**ISU Grand Prix of Figure Skating® 2023 / 2024**

**2023 Humana Skate America**

organized by

**The United States Figure Skating Association**

with the authorization of the

**International Skating Union**

held in

**Allen, TX, USA**

**October 20 to 22, 2023**

The events of the  
ISU Grand Prix of Figure Skating® 2023 Humana Skate America  
took place at the

**“Credit Union of Texas Event Center”**

an artificial and heated indoor ice surface.





# 2023 Humana Skate America

October 20 - 22, 2023 Allen, TX / USA



## International Skating Union (ISU)

### Council

**President:** Jae Youl Kim Republic of Korea

### 1st Vice President

Speed Skating: Tron Espeli Norway

### Vice President

Figure Skating: Benoit Lavoie Canada

### Members

Figure Skating: Patricia St. Peter USA  
Tatsuro Matsumura Japan  
Susanna Rahkamo Finland  
György Elek Hungary  
Maria Teresa Samaranch Spain

Speed Skating: Suwanna Silpa-Archa Thailand  
Sergio Anesi Italy  
Stoytcho G. Stoytchev Bulgaria  
Alexander Kibalko Russia  
Albert Hazelhoff Netherlands

Athletes Representative: Eric Radford Canada

Director General: Fredi Schmid Switzerland  
Treasurer: Ulrich Linder Switzerland  
Legal Advisors: Michael Geistlinger Austria

Figure Skating Technical Sports Director: vacant

Speed Skating Technical Sports Director: Hugo Herrnhof Italy

### Technical Committees

#### Single & Pair Skating

Chairperson: Fabio Bianchetti Italy  
Members: Leena Laaksonen Finland  
Yukiko Okabe Japan  
Emilie Billow Sweden  
Susan Lynch Australia  
Appointed Skater: Cong Han China  
Appointed Coach: Patrick Meier Switzerland

#### Ice Dance

Chairperson: Shawn Rettstatt USA  
Members: Hilary Selby Great Britain  
David Molina France  
Ingrid Charlotte Wolter Germany  
Appointed Skater: Kaitlyn Weaver Canada  
Appointed Coach: Alper Uçar Türkiye

#### Synchronized Skating

Chairperson: Philippe Maitrot France  
Members: Petra Tyrbo Sweden  
Lois Long USA  
Nina Bischoff Switzerland  
Appointed Skater: Ida Hellström Finland  
Appointed Coach: Cathy Dalton Canada





# 2023 Humana Skate America

October 20 - 22, 2023 Allen, TX / USA



## Time Schedule

Thursday, October 19, 2023	10:30	Team Leaders Meeting
	11:30	Medical Meeting
	16:00	Referees and Technical Controllers Meeting
	17:00	Judges Meeting
Friday, October 20, 2023	18:30	PAIRS – Short Program
	19:53	MEN – Short Program
Saturday, October 21, 2023	14:03	ICE DANCE – Rhythm Dance
	15:39	PAIRS – Free Skating
	18:16	WOMEN – Short Program
	20:04	MEN – Free Skating
		Victory Ceremonies Men and Pairs
Sunday October 22, 2023	13:15	ICE DANCE – Free Dance
	15:03	WOMEN – Free Skating
		Victory Ceremonies Women and Dance
	19:30	Exhibition Gala



# 2023 Humana Skate America

October 20 - 22, 2023 Allen, TX / USA



## ISU Event Officials

**ISU Representative** Ms. Patricia ST. PETER

**ISU Event Manager** Mr. Wieland LÜDERS

**ISU Assistant Event Manager** Mr. Hirohiko SASO

### MEN

Referee Ms. Aniela HEBEL-SZMAK  
Technical Controller Ms. Emilie BILLOW  
Technical Specialist Ms. Nilda Nancy GARCIA VILLARREAL  
Technical Specialist Ms. Claudia UNGER  
Data Operator Ms. Eva MARTINEK  
Replay Operator Mr. David SANTEE

### WOMEN

Referee Ms. Anne CAMMETT  
Technical Controller Ms. Emilie BILLOW  
Technical Specialist Ms. Claudia Unger  
Technical Specialist Ms. Nilda Nancy GARCIA VILLARREAL  
Data Operator Mr. David SANTEE  
Replay Operator Ms. Eva MARTINEK

### PAIRS

Referee Ms. Aniela HEBEL-SZMAK  
Technical Controller Ms. Kerstin KIMMINUS  
Technical Specialist Ms. Dana GRAHAM  
Technical Specialist Ms. Stephanie LAFLEUR MORIN  
Data Operator Mr. David SANTEE  
Replay Operator Ms. Eva MARTINEK

### ICE DANCE

Referee Ms. Hilary SELBY  
Technical Controller Ms. Christine HURTH  
Technical Specialist Ms. Julia REY  
Technical Specialist Mr. Sergei BARANOV  
Data Operator Ms. Eva MARTINEK  
Replay Operator Mr. David SANTEE





# 2023 Humana Skate America

October 20 - 22, 2023 Allen, TX / USA



## Participating ISU Members and Entries

Member		Men	Women	Pairs	Ice Dance	Total
Australia	AUS	0	0	0	1	2
Azerbaijan	AZE	1	0	0	0	1
Belgium	BEL	0	1	0	0	1
Canada	CAN	1	0	1	1	5
China	CHN	0	1	0	0	1
Czech Republic	CZE	0	0	0	2	4
Spain	ESP	0	0	0	1	2
Estonia	EST	0	1	0	0	1
France	FRA	1	0	0	1	3
Great Britain	GBR	0	0	1	0	2
Georgia	GEO	1	0	0	0	1
Germany	GER	0	0	1	0	2
Italy	ITA	0	0	1	0	2
Japan	JPN	3	3	0	0	6
Republic of Korea	KOR	0	2	0	1	4
Latvia	LAT	1	0	0	0	1
Poland	POL	0	1	0	0	1
Sweden	SWE	1	0	0	0	1
United States of America	USA	3	3	3	3	18
		<b>12</b>	<b>12</b>	<b>7</b>	<b>10</b>	<b>58</b>
<b>Nations</b>		8	7	5	7	19

17/10/2023 15:39:15 UTC





# 2023 Humana Skate America

October 20 - 22, 2023 Allen, TX / USA



## ORGANIZING COMMITTEE

### U.S. FIGURE SKATING

#### Leadership

Sam Auxier, President  
Tracy Marek, Chief Executive Officer  
Troy Goldstein, U.S. Figure Skating ISU Representative  
David Raith, Sr. Advisor

#### Events

Bob Dunlop, Sr. Director of Events  
Robert Keene, Director US Technology  
Terri Herron, Sr. Manager, National Camps and Special Events  
Megan Romeo, Sr. Manager, Events  
Cassie Prescott, Manager, Events  
Tom Wehrle, Video Production Specialist

#### Marketing/Media

Annie White, Sr. Director of Marketing & Sales  
Kara Raney, Director, Communications  
Kristen Henneman, Sr. Manager, Communications  
Sammie Lisberg, Manager, Social Media  
Gabrielle Alleyne, Coordinator, Partnership Marketing & Community Relations  
Jack Ginsburg, Manager, Content  
Sarah Tyler, Video Content Creator  
Meg Metzger-Seymour, Manager, Multimedia Design





# 2023 Humana Skate America

October 20 - 22, 2023 Allen, TX / USA



## PAIRS

<b>Credit Union of Texas Event Center</b>	20 OCT 2023	18:30	Short Program
	21 OCT 2023	15:39	Free Skating

Size of Skating Arena:	30m*60m
Ice Conditions:	very good
Number of Entries:	7
Number of Participants:	7

Entry Withdrawn:

<b>Short Program</b>		
Duration:	2:40 +/- 10 seconds	
Segment Factor:	1.00	
<b>Program Component Factors:</b>	Composition	1.33
	Presentation	1.33
	Skating Skills	1.33

<b>Free Skating</b>		
Duration:	4:00 +/- 10 seconds	
Segment Factor:	1.00	
<b>Program Component Factors:</b>	Composition	2.67
	Presentation	2.67
	Skating Skills	2.67



## RESULTS

### PAIRS

Pl.	Name	Nation	Total Score	SP	FS
1	Annika HOCHE / Robert KUNKEL	GER	184.23	1	1
2	Lia PEREIRA / Trennt MICHAUD	CAN	182.59	2	2
3	Chelsea LIU / Balazs NAGY	USA	177.66	3	3
4	Valentina PLAZAS / Maximiliano FERNANDEZ	USA	157.08	7	4
5	Isabelle MARTINS / Ryan BEDARD	USA	154.66	4	5
6	Irma CALDARA / Riccardo MAGLIO	ITA	138.18	5	6
7	Anastasia VAIPAN-LAW / Luke DIGBY	GBR	133.84	6	7



**Ms. Aniela HEBEL-SZMAK, ISU**  
Referee



**Ms. Kerstin KIMMINUS, ISU**  
Technical Controller

**Legend:**

**SP** Short Program      **FS** Free Skating      **Pl.** Place



# 2023 Humana Skate America

October 20 - 22, 2023 Allen, TX / USA



## PANEL OF JUDGES

### PAIRS

#### Officials

Technical Controller	Ms. Kerstin KIMMINUS	ISU
Technical Specialist	Ms. Dana GRAHAM	ISU
Technical Specialist	Ms. Stephanie LAFLEUR MORIN	ISU

#### Judges

Referee	Ms. Aniela HEBEL-SZMAK	ISU
Judge No. 1	Ms. Yuko OGAWA	JPN
Judge No. 2	Ms. Laurie JOHNSON	USA
Judge No. 3	Ms. Florence VUYLSTEKER	FRA
Judge No. 4	Ms. Agita ABELE	LAT
Judge No. 5	Ms. Nicole LEBLANC-RICHARD	CAN
Judge No. 6	Ms. Nicole van GERWEN-MAAS	NED
Judge No. 7	Ms. Hui LIU	CHN
Judge No. 8	Ms. Virginia de AGOSTINI	ITA
Judge No. 9	Ms. Claudia STAHNKE	GER

#### Data/Replay Operator

Data Operator	Mr. David SANTEE	ISU
Replay Operator	Ms. Eva MARTINEK	ISU

## RESULTS

### PAIRS SHORT PROGRAM

Pl.	Name	Nation	Total Segment Score
1	Annika HOCHE / Robert KUNKEL	GER	63.59
2	Lia PEREIRA / Trennt MICHAUD	CAN	63.22
3	Chelsea LIU / Balazs NAGY	USA	61.23
4	Isabelle MARTINS / Ryan BEDARD	USA	52.59
5	Irma CALDARA / Riccardo MAGLIO	ITA	52.22
6	Anastasia VAIPAN-LAW / Luke DIGBY	GBR	50.60
7	Valentina PLAZAS / Maximiliano FERNANDEZ	USA	49.51



**Ms. Aniela HEBEL-SZMAK, ISU**  
Referee



**Ms. Kerstin KIMMINUS, ISU**  
Technical Controller

## JUDGES DETAILS PER SKATER PAIRS SHORT PROGRAM

Rank	Name	Nation	Starting Number	Total Segment Score	Total Element Score	Total Program Component Score (factored)						Total Deductions			
1	Annika HOCHE / Robert KUNKEL	GER	7	63.59	35.09	29.50						-1.00			
#	Executed Elements	Info	Base Value	GOE	J1	J2	J3	J4	J5	J6	J7	J8	J9	Ref.	Scores of Panel
1	3Tw4		6.00	1.37	2	2	3	1	2	2	3	3	2		7.37
2	3S<	F	3.44	-1.72	-5	-5	-5	-5	-5	-5	-5	-5	-5		1.72
3	3FTh		5.30	1.14	2	2	2	1	2	3	1	3	3		6.44
4	3Li4		5.10	1.17	4	2	-1	1	3	3	2	2	3		6.27
5	StSq4		3.90	0.78	3	3	-1	2	2	2	1	2	2		4.68
6	FiDs4		3.80	0.81	4	3	1	2	2	2	1	3	2		4.61
7	CCoSp4		3.50	0.50	2	1	0	2	1	2	-1	2	2		4.00
			<b>31.04</b>												<b>35.09</b>
Program Components				Factor											
Composition				1.33	7.75	7.75	6.00	7.25	7.50	7.50	7.00	7.50	8.00		7.46
Presentation				1.33	7.75	7.75	6.00	6.75	7.25	7.75	6.75	7.75	7.50		7.36
Skating Skills				1.33	7.50	7.25	7.25	7.00	7.50	7.50	7.00	7.50	7.75		7.36
<b>Judges Total Program Component Score (factored)</b>														<b>29.50</b>	
<b>Deductions:</b>				Falls	-1.00 (1)									<b>-1.00</b>	

Rank	Name	Nation	Starting Number	Total Segment Score	Total Element Score	Total Program Component Score (factored)						Total Deductions			
2	Lia PEREIRA / Trennt MICHAUD	CAN	3	63.22	34.29	28.93						0.00			
#	Executed Elements	Info	Base Value	GOE	J1	J2	J3	J4	J5	J6	J7	J8	J9	Ref.	Scores of Panel
1	3Tw2		5.40	0.62	-2	1	0	1	2	2	1	2	1		6.02
2	3T		4.20	0.84	3	4	2	2	1	2	1	2	2		5.04
3	3LoTh		5.00	0.64	2	1	-1	0	2	2	2	1	1		5.64
4	3Li4		5.10	1.09	3	2	2	2	2	2	3	2	2		6.19
5	FCCoSp4		3.50	-0.15	0	1	-1	0	-1	-1	0	-1	0		3.35
6	StSq3		3.30	0.52	3	2	1	2	2	2	1	1	1		3.82
7	FiDs4		3.80	0.43	3	1	1	1	2	1	-1	0	2		4.23
			<b>30.30</b>												<b>34.29</b>
Program Components				Factor											
Composition				1.33	7.50	7.50	7.25	7.25	7.75	6.75	7.00	7.25	7.50		7.32
Presentation				1.33	7.50	7.25	6.75	7.25	7.75	7.25	7.00	7.00	7.00		7.18
Skating Skills				1.33	7.25	7.50	7.50	7.00	7.50	7.00	7.25	6.50	7.25		7.25
<b>Judges Total Program Component Score (factored)</b>														<b>28.93</b>	
<b>Deductions:</b>														<b>0.00</b>	

Rank	Name	Nation	Starting Number	Total Segment Score	Total Element Score	Total Program Component Score (factored)						Total Deductions			
3	Chelsea LIU / Balazs NAGY	USA	2	61.23	33.92	27.31						0.00			
#	Executed Elements	Info	Base Value	GOE	J1	J2	J3	J4	J5	J6	J7	J8	J9	Ref.	Scores of Panel
1	3Tw3		5.70	1.71	2	4	4	2	3	3	3	3	3		7.41
2	3S		4.30	-0.80	-1	-1	-2	-2	-1	-2	-2	-3	-3		3.50
3	3STh		4.40	0.75	2	1	3	1	2	2	2	2	1		5.15
4	FiDs3		3.50	0.75	3	3	2	1	2	2	0	3	2		4.25
5	CCoSp4		3.50	-0.10	0	-1	0	-1	-1	2	0	0	0		3.40
6	StSq3		3.30	0.28	1	2	2	1	1	0	0	0	1		3.58
7	3Li4		5.10	1.53	4	4	3	3	4	2	2	2	3		6.63
			<b>29.80</b>												<b>33.92</b>
Program Components				Factor											
Composition				1.33	7.00	6.50	7.00	6.75	7.00	6.50	7.00	6.25	7.25		6.82
Presentation				1.33	6.75	6.25	6.75	6.50	6.75	6.75	6.75	7.00	6.50		6.68
Skating Skills				1.33	7.25	7.00	7.25	6.75	7.50	5.75	7.50	6.50	7.00		7.04
<b>Judges Total Program Component Score (factored)</b>														<b>27.31</b>	
<b>Deductions:</b>														<b>0.00</b>	

## JUDGES DETAILS PER SKATER

### PAIRS SHORT PROGRAM

Rank	Name	Nation	Starting Number	Total Segment Score	Total Element Score	Total Program Component Score (factored)						Total Deductions				
4	Isabelle MARTINS / Ryan BEDARD	USA	1	52.59	28.54	24.05						0.00				
#	Executed Elements	Info	Base Value	GOE	J1	J2	J3	J4	J5	J6	J7	J8	J9	Ref.	Scores of Panel	
1	3TwB		4.80	-1.17	-2	-3	-2	-3	-1	-2	-3	-2	-3		3.63	
2	3S		4.30	-0.61	-1	-1	-2	-2	-1	-2	-1	-1	-2		3.69	
3	3Li3		4.70	0.40	1	2	0	1	1	0	-1	2	1		5.10	
4	3STh		4.40	0.63	2	2	2	1	2	0	0	2	1		5.03	
5	FiDs4		3.80	0.33	1	1	0	1	1	0	1	1	1		4.13	
6	StSq2		2.60	0.26	1	2	1	1	1	1	1	1	0		2.86	
7	FCCoSp4		3.50	0.60	3	2	2	1	2	1	1	2	2		4.10	
			<b>28.10</b>												<b>28.54</b>	
Program Components			Factor													
Composition			1.33	6.25	6.25	5.50	6.00	6.25	5.00	6.25	6.25	6.50				6.11
Presentation			1.33	6.00	6.25	5.00	5.75	6.00	5.50	6.00	6.50	6.00	6.50	6.00		5.93
Skating Skills			1.33	6.50	5.75	5.75	6.00	6.50	5.25	6.25	5.75	6.25				6.04
<b>Judges Total Program Component Score (factored)</b>																<b>24.05</b>
<b>Deductions:</b>															<b>0.00</b>	

Rank	Name	Nation	Starting Number	Total Segment Score	Total Element Score	Total Program Component Score (factored)						Total Deductions				
5	Irma CALDARA / Riccardo MAGLIO	ITA	4	52.22	27.24	24.98						0.00				
#	Executed Elements	Info	Base Value	GOE	J1	J2	J3	J4	J5	J6	J7	J8	J9	Ref.	Scores of Panel	
1	3Tw2		5.40	0.77	1	0	2	1	1	2	3	2	1		6.17	
2	2A		3.30	-0.05	0	-1	0	-1	0	-1	1	1	0		3.25	
3	3LoTh		5.00	-1.21	-2	-3	-2	-2	-3	-3	-3	-1	-2		3.79	
4	3Li3		4.70	0.00	-1	-2	1	1	-2	0	0	1	1		4.70	
5	FiDs3		3.50	0.45	2	2	1	1	1	1	1	2	1		3.95	
6	StSq2		2.60	0.04	0	0	-1	0	1	-1	2	1	0		2.64	
7	CCoSp3		3.00	-0.26	0	0	-1	-1	-2	-2	-1	-1	1		2.74	
			<b>27.50</b>												<b>27.24</b>	
Program Components			Factor													
Composition			1.33	6.25	6.25	5.50	6.50	6.25	6.00	6.75	7.25	6.75				6.39
Presentation			1.33	6.00	6.00	4.75	6.25	6.00	6.50	6.75	6.75	6.25				6.25
Skating Skills			1.33	6.00	6.00	6.00	6.50	5.50	5.50	6.50	7.00	6.50				6.14
<b>Judges Total Program Component Score (factored)</b>																<b>24.98</b>
<b>Deductions:</b>															<b>0.00</b>	

Rank	Name	Nation	Starting Number	Total Segment Score	Total Element Score	Total Program Component Score (factored)						Total Deductions				
6	Anastasia VAIPAN-LAW / Luke DIGBY	GBR	5	50.60	26.18	25.42						-1.00				
#	Executed Elements	Info	Base Value	GOE	J1	J2	J3	J4	J5	J6	J7	J8	J9	Ref.	Scores of Panel	
1	3Tw1		5.10	-0.29	1	-2	-1	0	-1	-2	-1	1	0		4.81	
2	2A		3.30	0.42	2	1	1	1	2	-1	2	1	1		3.72	
3	3Li4		5.10	0.73	3	2	2	2	2	1	-1	0	1		5.83	
4	3STh	F	4.40	-2.20	-5	-5	-5	-5	-5	-5	-5	-5	-5		2.20	
5	StSq2		2.60	0.26	2	3	1	1	1	1	0	0	1		2.86	
6	FiDs2		3.20	0.09	2	1	0	0	1	0	-1	0	0		3.29	
7	CCoSp3		3.00	0.47	3	3	0	2	2	2	0	1	1		3.47	
			<b>26.70</b>												<b>26.18</b>	
Program Components			Factor													
Composition			1.33	7.00	6.75	6.00	6.50	6.50	6.25	6.50	6.25	6.25	6.50			6.46
Presentation			1.33	6.75	6.50	5.75	6.00	6.50	6.25	6.25	6.50	6.50	6.00			6.29
Skating Skills			1.33	6.75	6.50	6.50	6.25	6.25	6.00	6.50	6.25	6.25				6.36
<b>Judges Total Program Component Score (factored)</b>																<b>25.42</b>
<b>Deductions:</b> Falls															-1.00 (1)	



# 2023 Humana Skate America

October 20 - 22, 2023 Allen, TX / USA



## JUDGES DETAILS PER SKATER

### PAIRS SHORT PROGRAM

Rank	Name	Nation	Starting Number	Total Segment Score	Total Element Score	Total Program Component Score (factored)						Total Deductions				
7	Valentina PLAZAS / Maximiliano FERNANDEZ	USA	6	49.51	24.85	25.66						-1.00				
#	Executed Elements	Info	Base Value	GOE	J1	J2	J3	J4	J5	J6	J7	J8	J9	Ref.	Scores of Panel	
1	3Tw2		5.40	1.00	2	2	3	2	2	1	2	2	1		6.40	
2	2T		1.30	-0.63	-5	-5	-5	-4	-5	-5	-4	-5	-5		0.67	
3	3LoTh	F	5.00	-2.50	-5	-5	-5	-5	-5	-5	-5	-5	-5		2.50	
4	FiDs4		3.80	0.60	2	2	2	1	2	-1	2	0	2		4.40	
5	CCoSp4		3.50	-0.15	-1	1	2	-1	-1	0	-1	-1	0		3.35	
6	StSq2		2.60	0.19	2	0	1	1	1	0	2	0	0		2.79	
7	3Li4		5.10	-0.36	0	0	-1	0	0	-2	-2	-3	1		4.74	
			<b>26.70</b>												<b>24.85</b>	
Program Components				Factor												
Composition				1.33	6.75	6.25	7.50	6.75	6.50	6.50	6.75	6.25	6.50			6.57
Presentation				1.33	6.50	6.50	7.25	6.25	6.00	6.00	6.50	6.25	5.75			6.29
Skating Skills				1.33	6.50	6.50	6.75	6.75	6.25	5.75	7.00	6.25	6.00			6.43
<b>Judges Total Program Component Score (factored)</b>														<b>25.66</b>		
<b>Deductions:</b>		Falls	-1.00 (1)											<b>-1.00</b>		

Legend:							
#	Sequence number	GOE	Grade of Execution	Jx	Judges (x=1-9)	Ref.	Referee
<	Under-rotated jump	F	Fall				



## RESULTS

### PAIRS FREE SKATING

Pl.	Name	Nation	Total Segment Score
1	Annika HOCHE / Robert KUNKEL	GER	120.64
2	Lia PEREIRA / Trennt MICHAUD	CAN	119.37
3	Chelsea LIU / Balazs NAGY	USA	116.43
4	Valentina PLAZAS / Maximiliano FERNANDEZ	USA	107.57
5	Isabelle MARTINS / Ryan BEDARD	USA	102.07
6	Irma CALDARA / Riccardo MAGLIO	ITA	85.96
7	Anastasia VAIPAN-LAW / Luke DIGBY	GBR	83.24



**Ms. Aniela HEBEL-SZMAK, ISU**  
Referee



**Ms. Kerstin KIMMINUS, ISU**  
Technical Controller

## JUDGES DETAILS PER SKATER

### PAIRS FREE SKATING

Rank	Name	Nation	Starting Number	Total Segment Score	Total Element Score	Total Program Component Score (factored)	Total Deductions									
1	Annika HOCHE / Robert KUNKEL	GER	7	120.64	62.45	59.19	-1.00									
#	Executed Elements	Info	Base Value	GOE	J1	J2	J3	J4	J5	J6	J7	J8	J9	Ref.	Scores of Panel	
1	3Tw4		6.00	1.20	1	-1	2	2	2	2	3	3	2		7.20	
2	3S<	F	3.44	-1.72	-5	-5	-5	-5	-5	-5	-5	-5	-5		1.72	
3	2A+1A+2Aq+SEQ	q	7.70	-1.32	-3	-4	-5	-4	-5	-4	-4	-3	-4		6.38	
4	5RLi4		7.00	0.40	0	-2	-1	-1	1	2	3	1	2		7.40	
5	3FTh		5.30	1.21	2	2	3	2	2	2	3	2	3		6.51	
6	5ALi4		7.00	0.90	0	1	1	0	2	1	2	2	2		7.90	
7	ChSq1		3.00	0.71	1	1	1	1	2	2	1	2	2		3.71	
8	3LoTh		5.00	1.57	3	3	3	3	3	4	3	4	3		6.57	
9	3Li4		5.10	1.02	1	3	2	1	2	2	3	2	2		6.12	
10	BiDs2		3.40	0.63	2	1	1	2	2	2	2	2	2		4.03	
11	PCoSp3		4.00	0.91	2	1	3	2	3	3	2	3	1		4.91	
			<b>56.94</b>												<b>62.45</b>	
Program Components			Factor													
Composition			2.67	7.50	7.25	7.00	7.25	7.50	7.25	7.50	7.25	7.25	7.75	7.75		7.32
Presentation			2.67	7.50	7.00	7.50	7.25	7.25	7.25	7.50	7.75	8.00	7.50			7.46
Skating Skills			2.67	7.50	6.75	7.50	7.00	7.50	7.00	7.00	7.50	8.25	7.75			7.39
<b>Judges Total Program Component Score (factored)</b>														<b>59.19</b>		
<b>Deductions:</b>			Falls	-1.00 (1)											<b>-1.00</b>	

Rank	Name	Nation	Starting Number	Total Segment Score	Total Element Score	Total Program Component Score (factored)	Total Deductions									
2	Lia PEREIRA / Trennt MICHAUD	CAN	6	119.37	61.26	59.11	-1.00									
#	Executed Elements	Info	Base Value	GOE	J1	J2	J3	J4	J5	J6	J7	J8	J9	Ref.	Scores of Panel	
1	3Tw2		5.40	0.46	0	1	-2	1	2	1	1	1	1		5.86	
2	3T+2A<+SEQ	F	6.84	-2.10	-5	-5	-5	-5	-5	-5	-5	-5	-5		4.74	
3	3LoTh		5.00	-0.50	-1	-2	-2	-1	-1	1	-1	-1	0		4.50	
4	3S		4.30	0.86	2	3	2	2	2	2	1	2	2		5.16	
5	5RLi4		7.00	1.30	1	2	2	1	2	2	2	2	2		8.30	
6	BiDs4		4.00	0.69	3	1	0	2	2	2	2	1	2		4.69	
7	ChSq1		3.00	0.93	2	3	1	2	2	2	1	2	2		3.93	
8	3STh		4.40	0.31	2	1	-1	0	2	2	0	0	0		4.71	
9	5ALi4		7.00	1.20	2	2	1	2	2	3	2	1	1		8.20	
10	3Li4		5.10	0.73	2	3	0	2	2	2	0	0	2		5.83	
11	PCoSp4		4.50	0.84	1	2	2	2	3	2	3	0	1		5.34	
			<b>56.54</b>												<b>61.26</b>	
Program Components			Factor													
Composition			2.67	7.50	7.50	7.00	7.50	7.75	7.50	6.75	7.50	7.50	7.75			7.46
Presentation			2.67	7.50	7.25	7.25	7.25	7.50	7.25	6.75	7.50	7.50	7.50			7.36
Skating Skills			2.67	7.25	7.50	7.25	7.25	7.25	7.25	7.00	7.25	7.50	7.75			7.32
<b>Judges Total Program Component Score (factored)</b>														<b>59.11</b>		
<b>Deductions:</b>			Falls	-1.00 (1)											<b>-1.00</b>	



## JUDGES DETAILS PER SKATER

### PAIRS FREE SKATING

Rank	Name	Nation	Starting Number	Total Segment Score	Total Element Score	Total Program Component Score (factored)	Total Deductions									
3	Chelsea LIU / Balazs NAGY	USA	5	116.43	60.43	57.00	-1.00									
#	Executed Elements	Info	Base Value	GOE	J1	J2	J3	J4	J5	J6	J7	J8	J9	Ref.	Scores of Panel	
1	3Tw3		5.70	2.20	4	4	4	3	4	4	3	4	4		7.90	
2	3S		4.30	-1.29	-1	-3	-3	-3	-3	-3	-3	-4	-3		3.01	
3	2T+2A+SEQ		4.60	0.38	1	2	1	1	1	0	2	2	0		4.98	
4	5RLi4		7.00	1.60	2	3	1	2	3	3	2	2	2		8.60	
5	2LoTh		2.80	0.64	3	2	3	2	2	2	2	3	2		3.44	
6	ChSq1		3.00	0.86	2	1	2	2	1	3	2	2	1		3.86	
7	5ALi4		7.00	2.30	2	3	3	3	4	4	4	3	3		9.30	
8	3STh	F	4.40	-2.20	-5	-5	-5	-5	-5	-5	-5	-5	-5		2.20	
9	BoDs4		4.80	0.75	2	1	2	1	2	1	2	2	1		5.55	
10	PCoSp4		4.50	0.39	1	-1	2	1	1	1	2	1	-1		4.89	
11	3Li4		5.10	1.60	3	3	3	3	4	4	3	3	3		6.70	
			<b>53.20</b>												<b>60.43</b>	
Program Components			Factor													
Composition			2.67	7.00	6.50	7.50	7.25	7.25	7.00	7.50	7.25	7.00				7.18
Presentation			2.67	6.75	6.50	7.50	7.25	6.75	6.75	7.50	7.25	6.50				6.96
Skating Skills			2.67	7.25	7.00	7.75	7.00	7.75	6.75	7.50	7.25	6.75				7.21
<b>Judges Total Program Component Score (factored)</b>															<b>57.00</b>	
<b>Deductions:</b>			Falls	-1.00	(1)										<b>-1.00</b>	

Rank	Name	Nation	Starting Number	Total Segment Score	Total Element Score	Total Program Component Score (factored)	Total Deductions									
4	Valentina PLAZAS / Maximiliano FERNANDEZ	USA	1	107.57	55.61	51.96	0.00									
#	Executed Elements	Info	Base Value	GOE	J1	J2	J3	J4	J5	J6	J7	J8	J9	Ref.	Scores of Panel	
1	3Tw4		6.00	1.37	2	3	3	2	2	2	2	3	1		7.37	
2	2T		1.30	-0.22	-1	-2	-1	-2	-2	-2	1	-2	-2		1.08	
3	2S+2Aq+SEQ	q	4.60	-1.04	-2	-3	-4	-3	-4	-3	-3	-3	-3		3.56	
4	3Li4		5.10	0.51	1	2	0	1	1	1	1	-1	2		5.61	
5	3FTh		5.30	-1.29	-2	-3	-3	-2	-2	-2	-3	-2	-3		4.01	
6	5ALi4		7.00	0.70	1	1	0	1	1	1	2	1	1		7.70	
7	ChSq1		3.00	0.57	1	1	0	2	1	1	1	1	2		3.57	
8	3LoTh		5.00	-0.57	-1	0	0	-2	-3	-1	-1	-1	-2		4.43	
9	PCoSp4		4.50	0.58	1	3	2	2	1	1	1	0	1		5.08	
10	5RLi4		7.00	1.30	3	3	2	2	1	1	2	1	2		8.30	
11	BoDs3		4.40	0.50	1	3	0	2	2	2	1	-1	0		4.90	
			<b>53.20</b>												<b>55.61</b>	
Program Components			Factor													
Composition			2.67	6.25	6.50	6.50	6.75	6.50	5.50	6.50	6.50	6.50	6.75			6.50
Presentation			2.67	6.50	6.00	6.50	6.50	6.25	6.00	6.75	6.75	6.25				6.39
Skating Skills			2.67	6.75	7.00	7.00	6.50	6.50	6.25	6.50	6.25	6.50				6.57
<b>Judges Total Program Component Score (factored)</b>															<b>51.96</b>	
<b>Deductions:</b>															<b>0.00</b>	

## JUDGES DETAILS PER SKATER

### PAIRS FREE SKATING

Rank	Name	Nation	Starting Number	Total Segment Score	Total Element Score	Total Program Component Score (factored)	Total Deductions									
5	Isabelle MARTINS / Ryan BEDARD	USA	4	102.07	50.97	51.10	0.00									
#	Executed Elements	Info	Base Value	GOE	J1	J2	J3	J4	J5	J6	J7	J8	J9	Ref.	Scores of Panel	
1	3TwB		4.80	-0.96	-3	-4	-2	-2	-2	-2	-1	-1	-2		3.84	
2	2A+2A+SEQ		6.60	0.00	0	1	0	-1	0	0	0	0	0		6.60	
3	3T<	<	3.36	-1.10	-3	-2	-3	-3	-4	-3	-3	-4	-4		2.26	
4	5ALi4		7.00	0.90	1	2	1	1	1	2	3	1	1		7.90	
5	3STh		4.40	0.88	2	2	2	2	2	2	2	2	2		5.28	
6	PCoSp4		4.50	0.64	2	1	3	1	1	2	2	1	1		5.14	
7	4Li4		5.10	0.66	2	2	0	1	1	1	3	1	1		5.76	
8	3LoTh		5.00	-1.79	-3	-3	-4	-3	-4	-2	-4	-4	-4		3.21	
9	ChSq1		3.00	0.50	1	0	2	1	1	1	2	1	0		3.50	
10	5RLi1		5.80	-2.32	-5	-4	-4	-4	-5	-3	-1	-4	-4		3.48	
11	BoDs2		4.00	0.00	2	-1	1	0	-1	0	0	0	0		4.00	
			<b>53.56</b>												<b>50.97</b>	
Program Components			Factor													
Composition			2.67	6.50	6.50	6.75	6.25	6.25	6.00	6.75	6.50	6.50				6.46
Presentation			2.67	6.25	6.25	6.75	6.00	5.75	6.25	6.75	6.75	6.00				6.32
Skating Skills			2.67	6.50	6.00	7.25	6.00	6.50	5.75	6.50	6.25	6.75				6.36
<b>Judges Total Program Component Score (factored)</b>															<b>51.10</b>	

Deductions:

0.00

Rank	Name	Nation	Starting Number	Total Segment Score	Total Element Score	Total Program Component Score (factored)	Total Deductions									
6	Irma CALDARA / Riccardo MAGLIO	ITA	3	85.96	40.17	47.79	-2.00									
#	Executed Elements	Info	Base Value	GOE	J1	J2	J3	J4	J5	J6	J7	J8	J9	Ref.	Scores of Panel	
1	3Tw2		5.40	-0.08	0	-1	0	-1	-2	0	1	2	0		5.32	
2	2A	F	3.30	-1.65	-5	-5	-5	-5	-5	-5	-5	-5	-5		1.65	
3	3STh		4.40	-1.51	-3	-4	-3	-3	-4	-3	-4	-3	-4		2.89	
4	3LoTh		5.00	-1.64	-4	-3	-2	-3	-4	-3	-3	-3	-4		3.36	
5	2S+1A+1A+SEQ		3.50	0.09	1	1	0	1	0	0	1	1	1		3.59	
6	5ALiB	F	5.40	-2.70	-5	-5	-5	-5	-5	-5	-5	-5	-5		2.70	
7	5RLi2		6.20	-0.80	-1	-3	-1	-2	-2	-2	1	0	-1		5.40	
8	ChSq1		3.00	0.29	0	0	1	1	0	0	1	1	1		3.29	
9	BoDs2		4.00	0.29	1	2	0	0	1	-1	0	2	1		4.29	
10	3Li1		3.90	-0.78	-3	-2	-2	-4	-2	-3	1	-1	-1		3.12	
11	PCoSp4		4.50	0.06	0	-1	0	0	0	0	1	1	0		4.56	
			<b>48.60</b>												<b>40.17</b>	
Program Components			Factor													
Composition			2.67	6.00	6.25	6.00	5.50	5.50	6.25	6.25	6.00	6.50				6.04
Presentation			2.67	6.00	6.00	5.50	5.50	4.75	5.75	6.25	5.75	5.75				5.75
Skating Skills			2.67	6.25	6.25	6.50	5.75	5.00	5.50	6.50	6.25	6.25				6.11
<b>Judges Total Program Component Score (factored)</b>															<b>47.79</b>	
Deductions:			Falls												-2.00 (2)	
															<b>-2.00</b>	

## JUDGES DETAILS PER SKATER

### PAIRS FREE SKATING

Rank	Name	Nation	Starting Number	Total Segment Score	Total Element Score	Total Program Component Score (factored)						Total Deductions			
7	Anastasia VAIPAN-LAW / Luke DIGBY	GBR	2	83.24	36.07	48.17						-1.00			
#	Executed Elements	Info	Base Value	GOE	J1	J2	J3	J4	J5	J6	J7	J8	J9	Ref.	Scores of Panel
1	BoDs2		4.00	0.51	2	0	2	1	1	1	2	1	1		4.51
2	3Tw2		5.40	0.54	2	0	-1	1	1	2	1	1	1		5.94
3	2T		1.30	-0.15	0	-2	-2	0	-2	-1	-1	0	-3		1.15
4	1A+1A+SEQ		2.20	-0.24	-2	-2	-3	-2	-2	-2	-2	0	-3		1.96
5	3LoTh	F	5.00	-2.50	-5	-5	-5	-5	-5	-5	-5	-5	-5		2.50
6	5ALi		0.00	0.00	-	-	-	-	-	-	-	-	-		0.00
7	ChSq1		3.00	0.36	2	-1	-1	1	1	2	0	1	1		3.36
8	PCoSp3V		3.00	-0.64	-2	-3	-2	-2	-1	0	-1	-4	-4		2.36
9	5RLi3		6.60	0.09	0	-2	0	0	2	0	0	0	1		6.69
10	3STh		4.40	-1.70	-4	-3	-4	-4	-4	-3	-5	-4	-4		2.70
11	4Li3		4.70	0.20	0	-2	0	1	2	0	1	0	1		4.90
			<b>39.60</b>												<b>36.07</b>
<b>Program Components</b>				<b>Factor</b>											
Composition				2.67	6.25	5.75	5.00	6.00	6.25	6.00	6.25	5.75	6.75		6.04
Presentation				2.67	6.25	5.25	4.50	5.75	5.50	6.00	6.25	6.25	5.75		5.82
Skating Skills				2.67	6.25	5.75	6.25	6.25	5.75	6.50	6.50	6.00	6.25		6.18
<b>Judges Total Program Component Score (factored)</b>															<b>48.17</b>
<b>Deductions:</b>				Falls	-1.00 (1)										<b>-1.00</b>

Legend:							
#	Sequence number	GOE	Grade of Execution	Jx	Judges (x=1-9)	Ref.	Referee
<	Under-rotated jump	F	Fall	q	Jump landed on the quarter		



# 2023 Humana Skate America

October 20 - 22, 2023 Allen, TX / USA



## MEN

<b>Credit Union of Texas Event Center</b>	20 OCT 2023	19:53	Short Program
	21 OCT 2023	20:04	Free Skating

Size of Skating Arena:	30m*60m
Ice Conditions:	very good
Number of Entries:	12
Number of Participants:	12

Entry Withdrawn:

<b>Short Program</b>		
Duration:	2:40 +/- 10 seconds	
Segment Factor:	1.00	
<b>Program Component Factors:</b>	Composition	1.67
	Presentation	1.67
	Skating Skills	1.67

<b>Free Skating</b>		
Duration:	4:00 +/- 10 seconds	
Segment Factor:	1.00	
<b>Program Component Factors:</b>	Composition	3.33
	Presentation	3.33
	Skating Skills	3.33



## RESULTS

### MEN

Pl.	Name	Nation	Total Score	SP	FS
1	Ilya MALININ	USA	310.47	1	1
2	Kevin AYMOZ	FRA	279.09	2	2
3	Shun SATO	JPN	247.50	3	4
4	Nika EGADZE	GEO	237.45	5	5
5	Vladimir LITVINTSEV	AZE	237.44	8	3
6	Nozomu YOSHIOKA	JPN	233.56	4	7
7	Andrew TORGASHEV	USA	219.67	11	6
8	Tatsuya TSUBOI	JPN	216.98	9	8
9	Deniss VASILJEVS	LAT	215.34	6	10
10	Maxim NAUMOV	USA	210.53	10	9
11	Stephen GOGOLEV	CAN	210.48	7	11
12	Andreas NORDEBACK	SWE	198.95	12	12



**Ms. Aniela HEBEL-SZMAK, ISU**  
Referee



**Ms. Emilie BILLOW, ISU**  
Technical Controller

**Legend:**

**SP** Short Program      **FS** Free Skating      **Pl.** Place

## PANEL OF JUDGES

### MEN

#### Officials

Technical Controller	Ms. Emilie BILLOW	ISU
Technical Specialist	Ms. Nilda Nancy GARCIA VILLARREAL	ISU
Technical Specialist	Ms. Claudia UNGER	ISU

#### Judges

Referee	Ms. Aniela HEBEL-SZMAK	ISU
Judge No. 1	Ms. Deveny DECK	USA
Judge No. 2	Ms. Yulia LEVSHUNOVA	GEO
Judge No. 3	Ms. Nicole LEBLANC-RICHARD	CAN
Judge No. 4	Ms. Yuko OGAWA	JPN
Judge No. 5	Ms. Agita ABELE	LAT
Judge No. 6	Mr. Yury KLIUSHNIKOV	AZE
Judge No. 7	Mr. Antony GREVISSE	BEL
Judge No. 8	Ms. Laila DAVIDSSON	SWE
Judge No. 9	Ms. Florence VUYLSTEKER	FRA

#### Data/Replay Operator

Data Operator	Ms. Eva MARTINEK	ISU
Replay Operator	Mr. David SANTEE	ISU

## RESULTS

### MEN SHORT PROGRAM

Pl.	Name	Nation	Total Segment Score
1	Ilya MALININ	USA	104.06
2	Kevin AYMOZ	FRA	97.34
3	Shun SATO	JPN	91.61
4	Nozomu YOSHIOKA	JPN	87.44
5	Nika EGADZE	GEO	85.76
6	Deniss VASILJEVS	LAT	75.84
7	Stephen GOGOLEV	CAN	74.73
8	Vladimir LITVINTSEV	AZE	74.61
9	Tatsuya TSUBOI	JPN	72.57
10	Maxim NAUMOV	USA	70.73
11	Andrew TORGASHEV	USA	68.71
12	Andreas NORDEBACK	SWE	66.28



**Ms. Aniela HEBEL-SZMAK, ISU**  
Referee



**Ms. Emilie BILLOW, ISU**  
Technical Controller

## JUDGES DETAILS PER SKATER

### MEN SHORT PROGRAM

Rank	Name	Nation	Starting Number	Total Segment Score	Total Element Score	Total Program Component Score (factored)						Total Deductions				
1	Iliia MALININ	USA	12	104.06	60.20	43.86						0.00				
#	Executed Elements	Info	Base Value	GOE	J1	J2	J3	J4	J5	J6	J7	J8	J9	Ref.	Scores of Panel	
1	4T		9.50	3.39	3	3	3	4	4	5	4	4	3		12.89	
2	4Lz+3T		15.70	2.63	2	2	2	2	2	3	3	2	3		18.33	
3	CCSp4		3.20	0.78	2	2	2	3	3	3	3	2	1		3.98	
4	3A	x	8.80	2.63	3	4	2	3	4	4	3	4	2		11.43	
5	FSSp4		3.00	0.47	1	1	1	0	2	2	2	2	2		3.47	
6	StSq4		3.90	1.45	4	4	3	3	4	4	4	4	3		5.35	
7	CCoSp4		3.50	1.25	3	3	4	5	4	4	3	4	3		4.75	
			<b>47.60</b>												<b>60.20</b>	
Program Components				Factor												
Composition				1.67	8.75	8.75	8.50	8.50	9.00	9.50	8.50	8.75	8.50			8.68
Presentation				1.67	8.75	9.25	8.50	8.50	9.25	9.50	8.25	9.00	7.75			8.79
Skating Skills				1.67	9.25	9.25	8.25	8.25	8.75	9.75	8.75	8.75	8.50			8.79
<b>Judges Total Program Component Score (factored)</b>														<b>43.86</b>		
<b>Deductions:</b>														<b>0.00</b>		

Rank	Name	Nation	Starting Number	Total Segment Score	Total Element Score	Total Program Component Score (factored)						Total Deductions				
2	Kevin AYMOZ	FRA	9	97.34	51.48	45.86						0.00				
#	Executed Elements	Info	Base Value	GOE	J1	J2	J3	J4	J5	J6	J7	J8	J9	Ref.	Scores of Panel	
1	4T+3T		13.70	2.58	3	2	2	3	2	3	3	3	3		16.28	
2	3A		8.00	1.26	1	2	1	2	2	1	1	2	3		9.26	
3	CCSp4		3.20	0.82	2	3	2	3	3	3	2	3	2		4.02	
4	3Lz	x	6.49	1.52	1	3	2	3	3	3	1	4	3		8.01	
5	FSSp4		3.00	0.73	2	3	2	2	3	3	1	3	2		3.73	
6	CCoSp4		3.50	1.05	2	4	3	3	3	4	3	3	1		4.55	
7	StSq4		3.90	1.73	5	5	4	5	5	4	4	4	4		5.63	
			<b>41.79</b>												<b>51.48</b>	
Program Components				Factor												
Composition				1.67	9.00	8.50	9.25	9.00	10.00	9.50	9.00	9.00	9.25			9.14
Presentation				1.67	9.00	9.25	9.25	9.00	9.75	9.75	9.00	9.25	9.25			9.25
Skating Skills				1.67	8.75	9.25	9.00	8.50	9.50	9.50	9.00	8.75	9.25			9.07
<b>Judges Total Program Component Score (factored)</b>														<b>45.86</b>		
<b>Deductions:</b>														<b>0.00</b>		

Rank	Name	Nation	Starting Number	Total Segment Score	Total Element Score	Total Program Component Score (factored)						Total Deductions				
3	Shun SATO	JPN	11	91.61	50.10	41.51						0.00				
#	Executed Elements	Info	Base Value	GOE	J1	J2	J3	J4	J5	J6	J7	J8	J9	Ref.	Scores of Panel	
1	4T+3T		13.70	2.71	3	3	2	2	3	3	3	4	3		16.41	
2	4F!	!	11.00	-4.24	-4	-3	-4	-4	-3	-4	-4	-4	-4		6.76	
3	FCSp4		3.20	0.50	1	2	1	2	3	1	2	2	1		3.70	
4	3A	x	8.80	1.49	1	2	2	2	2	2	1	3	2		10.29	
5	CSSp4		3.00	0.69	2	3	2	3	2	2	1	3	2		3.69	
6	StSq4		3.90	1.00	2	2	2	3	3	3	3	3	2		4.90	
7	CCoSp4		3.50	0.85	2	2	2	2	3	3	2	4	3		4.35	
			<b>47.10</b>												<b>50.10</b>	
Program Components				Factor												
Composition				1.67	8.25	8.25	8.25	8.00	8.25	8.75	8.50	8.50	7.75			8.29
Presentation				1.67	8.00	8.50	8.00	7.75	8.50	8.75	8.25	8.25	7.00			8.18
Skating Skills				1.67	8.25	8.25	8.50	8.00	8.25	9.25	8.25	8.75	8.50			8.39
<b>Judges Total Program Component Score (factored)</b>														<b>41.51</b>		
<b>Deductions:</b>														<b>0.00</b>		



## JUDGES DETAILS PER SKATER

### MEN SHORT PROGRAM

Rank	Name	Nation	Starting Number	Total Segment Score	Total Element Score	Total Program Component Score (factored)						Total Deductions			
4	Nozomu YOSHIOKA	JPN	6	87.44	48.95	38.49						0.00			
#	Executed Elements	Info	Base Value	GOE	J1	J2	J3	J4	J5	J6	J7	J8	J9	Ref.	Scores of Panel
1	4T+3T		13.70	1.90	2	2	2	2	2	2	1	3	2		15.60
2	3A		8.00	1.94	2	3	2	3	3	1	1	4	3		9.94
3	FSSp4		3.00	0.51	1	2	2	2	2	1	0	3	2		3.51
4	3Lz	x	6.49	1.26	1	2	2	3	3	2	0	4	2		7.75
5	CCSp4		3.20	0.05	1	0	-1	2	1	0	-2	2	-2		3.25
6	StSq4		3.90	0.95	2	2	2	3	3	2	2	4	3		4.85
7	CCoSp4		3.50	0.55	2	1	1	2	2	2	0	4	1		4.05
			<b>41.79</b>												<b>48.95</b>
Program Components			Factor												
Composition			1.67	8.00	7.50	7.50	7.50	7.25	7.75	7.75	8.00	7.75	7.68		
Presentation			1.67	7.50	7.50	7.50	7.00	7.25	8.00	7.50	7.75	7.50	7.50		
Skating Skills			1.67	8.00	8.00	7.75	7.50	7.50	8.25	7.50	8.25	8.00	7.86		
<b>Judges Total Program Component Score (factored)</b>													<b>38.49</b>		
<b>Deductions:</b>														<b>0.00</b>	

Rank	Name	Nation	Starting Number	Total Segment Score	Total Element Score	Total Program Component Score (factored)						Total Deductions			
5	Nika EGADZE	GEO	8	85.76	48.49	37.27						0.00			
#	Executed Elements	Info	Base Value	GOE	J1	J2	J3	J4	J5	J6	J7	J8	J9	Ref.	Scores of Panel
1	4S+3T		13.90	-0.14	0	0	0	0	0	2	-1	0	-2		13.76
2	4T		9.50	1.36	1	2	1	1	2	2	1	2	0		10.86
3	FCSp3		2.80	0.20	1	1	0	1	1	1	0	1	0		3.00
4	3A	x	8.80	0.34	0	1	0	1	1	0	0	1	-1		9.14
5	StSq4		3.90	0.72	3	2	2	2	3	1	2	1	0		4.62
6	CSSp4		3.00	0.21	0	0	0	0	3	1	-2	2	2		3.21
7	CCoSp4		3.50	0.40	1	2	1	2	1	0	0	1	2		3.90
			<b>45.40</b>												<b>48.49</b>
Program Components			Factor												
Composition			1.67	7.75	7.50	7.50	7.50	7.00	8.00	7.75	7.00	7.00	7.43		
Presentation			1.67	8.00	7.50	7.25	7.25	7.25	7.75	7.50	6.75	6.75	7.32		
Skating Skills			1.67	8.00	8.00	7.00	7.50	7.00	8.25	7.75	7.00	7.75	7.57		
<b>Judges Total Program Component Score (factored)</b>													<b>37.27</b>		
<b>Deductions:</b>														<b>0.00</b>	

Rank	Name	Nation	Starting Number	Total Segment Score	Total Element Score	Total Program Component Score (factored)						Total Deductions			
6	Deniss VASILJEVS	LAT	10	75.84	37.60	40.24						-2.00			
#	Executed Elements	Info	Base Value	GOE	J1	J2	J3	J4	J5	J6	J7	J8	J9	Ref.	Scores of Panel
1	4Sq	F	9.70	-4.85	-5	-5	-5	-5	-5	-5	-5	-5	-5		4.85
2	3Lz+3T		10.10	0.76	1	1	1	0	1	2	2	2	1		10.86
3	CCSp4		3.20	0.96	2	4	3	4	3	4	2	3	2		4.16
4	3Aq	F	8.80	-4.00	-5	-5	-5	-5	-5	-5	-5	-5	-5		4.80
5	StSq4		3.90	0.84	3	2	2	3	3	2	2	1	0		4.74
6	CCoSp4		3.50	0.75	2	2	3	2	2	4	3	1	1		4.25
7	FSSp4		3.00	0.94	3	3	3	4	3	4	2	4	2		3.94
			<b>42.20</b>												<b>37.60</b>
Program Components			Factor												
Composition			1.67	7.75	8.25	8.50	8.00	8.50	8.75	8.25	7.75	7.75	8.14		
Presentation			1.67	8.25	8.00	8.50	7.75	8.00	8.75	8.00	7.50	7.25	8.00		
Skating Skills			1.67	7.75	7.75	8.25	7.75	8.25	8.50	8.25	7.75	7.00	7.96		
<b>Judges Total Program Component Score (factored)</b>													<b>40.24</b>		
<b>Deductions:</b> Falls														<b>-2.00 (2)</b>	

## JUDGES DETAILS PER SKATER

### MEN SHORT PROGRAM

Rank	Name	Nation	Starting Number	Total Segment Score	Total Element Score	Total Program Component Score (factored)						Total Deductions				
7	Stephen GOGOLEV	CAN	5	74.73	39.47	36.26						-1.00				
#	Executed Elements	Info	Base Value	GOE	J1	J2	J3	J4	J5	J6	J7	J8	J9	Ref.	Scores of Panel	
1	4T+3T		13.70	1.36	1	1	1	2	1	2	1	2	2		15.06	
2	4Sq	F	9.70	-4.85	-5	-5	-5	-5	-5	-5	-5	-5	-5		4.85	
3	CCoSp3		3.00	0.26	0	0	1	1	2	1	1	2	0		3.26	
4	3A		8.80	x -2.63	-3	-2	-3	-3	-3	-3	-4	-4	-4		6.17	
5	FCSp4		3.20	0.50	1	1	2	2	2	1	1	2	2		3.70	
6	CSSp3		2.60	0.15	0	0	1	2	0	1	0	1	1		2.75	
7	StSq3		3.30	0.38	1	1	1	2	1	1	0	2	1		3.68	
			<b>44.30</b>												<b>39.47</b>	
Program Components			Factor													
Composition			1.67	7.75	7.25	7.00	7.50	7.00	7.00	7.75	7.25	6.75				7.25
Presentation			1.67	7.25	7.25	6.50	7.50	6.75	7.75	7.25	7.00	6.50				7.07
Skating Skills			1.67	7.50	7.50	6.75	7.50	7.00	8.00	7.50	7.50	7.25				7.39
<b>Judges Total Program Component Score (factored)</b>																<b>36.26</b>
<b>Deductions:</b>			Falls	-1.00 (1)											<b>-1.00</b>	

Rank	Name	Nation	Starting Number	Total Segment Score	Total Element Score	Total Program Component Score (factored)						Total Deductions				
8	Vladimir LITVINTSEV	AZE	4	74.61	39.48	36.13						-1.00				
#	Executed Elements	Info	Base Value	GOE	J1	J2	J3	J4	J5	J6	J7	J8	J9	Ref.	Scores of Panel	
1	4Tq	F	9.50	-4.75	-5	-5	-5	-5	-5	-5	-5	-5	-5		4.75	
2	3A		8.00	1.14	1	2	1	2	3	1	1	2	1		9.14	
3	FCSp4		3.20	0.59	2	2	2	4	2	1	1	2	2		3.79	
4	3F+3T		10.45	x 0.23	0	1	0	2	1	0	0	1	0		10.68	
5	CSSp3		2.60	0.07	0	0	1	0	2	1	-2	3	-2		2.67	
6	StSq3		3.30	0.80	2	3	3	3	3	1	2	3	1		4.10	
7	CCoSp4		3.50	0.85	2	2	3	4	3	2	2	3	1		4.35	
			<b>40.55</b>												<b>39.48</b>	
Program Components			Factor													
Composition			1.67	7.25	7.50	7.25	6.75	7.25	7.75	7.00	7.00	6.00				7.14
Presentation			1.67	7.50	7.75	7.50	7.00	7.00	7.50	7.25	7.50	6.00				7.32
Skating Skills			1.67	7.25	7.25	7.25	6.75	7.25	7.75	7.25	7.25	6.00				7.18
<b>Judges Total Program Component Score (factored)</b>																<b>36.13</b>
<b>Deductions:</b>			Falls	-1.00 (1)											<b>-1.00</b>	

Rank	Name	Nation	Starting Number	Total Segment Score	Total Element Score	Total Program Component Score (factored)						Total Deductions				
9	Tatsuya TSUBOI	JPN	3	72.57	37.74	35.83						-1.00				
#	Executed Elements	Info	Base Value	GOE	J1	J2	J3	J4	J5	J6	J7	J8	J9	Ref.	Scores of Panel	
1	4S<	F	7.76	-3.88	-5	-5	-5	-5	-5	-5	-5	-5	-5		3.88	
2	FCSp3		2.80	0.20	0	0	0	2	2	-1	1	2	0		3.00	
3	3A		8.00	1.37	1	2	1	2	2	1	3	4	1		9.37	
4	CCoSp3		3.00	0.26	0	0	0	2	2	1	1	3	-1		3.26	
5	StSq3		3.30	0.47	2	1	1	2	1	0	1	3	2		3.77	
6	3Lz!+3T	!	11.11	x -0.08	-1	0	0	0	0	0	0	1	-1		11.03	
7	CSSp4		3.00	0.43	1	1	2	2	2	1	1	3	1		3.43	
			<b>38.97</b>												<b>37.74</b>	
Program Components			Factor													
Composition			1.67	7.50	7.25	7.25	6.75	6.50	7.00	7.25	7.75	7.00				7.14
Presentation			1.67	7.25	7.25	6.50	6.75	6.50	7.00	7.00	7.25	7.00				6.96
Skating Skills			1.67	7.50	7.50	6.75	7.50	7.00	7.25	7.50	7.50	7.25				7.36
<b>Judges Total Program Component Score (factored)</b>																<b>35.83</b>
<b>Deductions:</b>			Falls	-1.00 (1)											<b>-1.00</b>	

## JUDGES DETAILS PER SKATER

### MEN SHORT PROGRAM

Rank	Name	Nation	Starting Number	Total Segment Score	Total Element Score	Total Program Component Score (factored)							Total Deductions		
10	Maxim NAUMOV	USA	2	70.73	35.62	37.11							-2.00		
#	Executed Elements	Info	Base Value	GOE	J1	J2	J3	J4	J5	J6	J7	J8	J9	Ref.	Scores of Panel
1	4Sq	F	9.70	-4.85	-5	-5	-5	-5	-5	-5	-5	-5	-5		4.85
2	3A<	F	6.40	-3.20	-5	-5	-5	-5	-5	-5	-5	-5	-5		3.20
3	CCSp3		2.80	0.76	4	2	2	4	2	2	2	4	3		3.56
4	3Lz+3T		11.11	x 0.67	2	1	1	2	2	0	0	2	-1		11.78
5	CCoSp4		3.50	0.90	3	2	3	3	2	2	3	4	0		4.40
6	StSq3		3.30	0.80	3	2	2	3	2	2	2	3	3		4.10
7	FSSp4		3.00	0.73	2	2	3	3	3	2	2	3	1		3.73
			<b>39.81</b>												<b>35.62</b>
Program Components				Factor											
Composition				1.67	7.75	7.50	7.25	7.25	6.75	7.75	7.50	7.50	7.75		7.50
Presentation				1.67	7.75	7.25	7.00	7.00	6.50	7.75	7.00	7.25	7.75		7.29
Skating Skills				1.67	7.50	7.25	7.25	7.25	7.00	7.75	7.75	7.75	7.25		7.43
<b>Judges Total Program Component Score (factored)</b>														<b>37.11</b>	
<b>Deductions:</b>				Falls	-2.00 (2)									<b>-2.00</b>	

Rank	Name	Nation	Starting Number	Total Segment Score	Total Element Score	Total Program Component Score (factored)							Total Deductions		
11	Andrew TORGASHEV	USA	1	68.71	31.67	37.04							0.00		
#	Executed Elements	Info	Base Value	GOE	J1	J2	J3	J4	J5	J6	J7	J8	J9	Ref.	Scores of Panel
1	3T		4.20	-1.80	-4	-4	-5	-5	-4	-4	-5	-4	-4		2.40
2	3F+COMBO		5.30	-2.65	-5	-5	-5	-5	-5	-5	-5	-5	-5		2.65
3	CCSp3		2.80	0.48	2	2	2	2	2	0	2	2	-1		3.28
4	3A		8.80	x 1.49	2	3	1	2	2	2	1	3	0		10.29
5	FSSp4		3.00	0.51	2	1	1	3	2	1	1	3	2		3.51
6	StSq4		3.90	1.34	4	3	3	4	4	3	2	4	3		5.24
7	CCoSp4		3.50	0.80	3	2	2	3	3	1	2	4	0		4.30
			<b>31.50</b>												<b>31.67</b>
Program Components				Factor											
Composition				1.67	7.50	7.50	7.50	7.75	7.00	7.50	7.75	7.50	7.50		7.54
Presentation				1.67	7.75	7.25	6.75	7.75	6.50	7.25	7.25	7.00	7.50		7.25
Skating Skills				1.67	7.50	7.50	7.25	7.50	7.00	7.25	7.75	7.25	7.50		7.39
<b>Judges Total Program Component Score (factored)</b>														<b>37.04</b>	
<b>Deductions:</b>														<b>0.00</b>	

Rank	Name	Nation	Starting Number	Total Segment Score	Total Element Score	Total Program Component Score (factored)							Total Deductions		
12	Andreas NORDEBACK	SWE	7	66.28	29.80	36.48							0.00		
#	Executed Elements	Info	Base Value	GOE	J1	J2	J3	J4	J5	J6	J7	J8	J9	Ref.	Scores of Panel
1	3A		8.00	1.83	2	2	2	3	3	2	2	3	2		9.83
2	2Lz+3T		6.30	-1.80	-3	-4	-4	-4	-4	-5	-5	-4	-5		4.50
3	FCSp4		3.20	0.37	1	1	1	3	1	1	1	1	2		3.57
4	2F*	*	0.00	x 0.00	-	-	-	-	-	-	-	-	-		0.00
5	CSSp4		3.00	0.47	2	1	1	2	2	2	1	3	0		3.47
6	StSq4		3.90	0.78	1	1	3	3	2	2	2	3	0		4.68
7	CCoSp4		3.50	0.25	1	0	1	1	1	1	0	3	0		3.75
			<b>27.90</b>												<b>29.80</b>
Program Components				Factor											
Composition				1.67	7.25	7.00	7.50	7.25	7.00	8.00	7.75	7.50	6.25		7.32
Presentation				1.67	7.50	7.25	7.75	7.50	6.75	7.75	7.50	7.00	6.00		7.32
Skating Skills				1.67	7.00	7.00	7.25	7.25	7.25	7.75	7.50	7.25	6.75		7.21
<b>Judges Total Program Component Score (factored)</b>														<b>36.48</b>	
<b>Deductions:</b>														<b>0.00</b>	



# 2023 Humana Skate America

October 20 - 22, 2023 Allen, TX / USA



## JUDGES DETAILS PER SKATER MEN SHORT PROGRAM

Legend:						
#	Sequence number	GOE	Grade of Execution	Jx	Judges (x=1-9)	Ref. Referee
*	Invalid element	<	Under-rotated jump	x	Credit for highlight distribution, base value multiplied by 1.1	
!	Not clear edge	F	Fall	q	Jump landed on the quarter	



## RESULTS

### MEN FREE SKATING

Pl.	Name	Nation	Total Segment Score
1	Ilya MALININ	USA	206.41
2	Kevin AYMOZ	FRA	181.75
3	Vladimir LITVINTSEV	AZE	162.83
4	Shun SATO	JPN	155.89
5	Nika EGADZE	GEO	151.69
6	Andrew TORGASHEV	USA	150.96
7	Nozomu YOSHIOKA	JPN	146.12
8	Tatsuya TSUBOI	JPN	144.41
9	Maxim NAUMOV	USA	139.80
10	Deniss VASILJEVS	LAT	139.50
11	Stephen GOGOLEV	CAN	135.75
12	Andreas NORDEBACK	SWE	132.67



**Ms. Aniela HEBEL-SZMAK, ISU**  
Referee



**Ms. Emilie BILLOW, ISU**  
Technical Controller

## JUDGES DETAILS PER SKATER

### MEN FREE SKATING

Rank	Name	Nation	Starting Number	Total Segment Score	Total Element Score	Total Program Component Score (factored)	Total Deductions
1	Iliia MALININ	USA	12	206.41	118.64	87.77	0.00

#	Executed Elements	Info	Base Value	GOE	J1	J2	J3	J4	J5	J6	J7	J8	J9	Ref.	Scores of Panel
1	3A		8.00	2.86	4	3	4	3	4	4	3	4	3		10.86
2	4Lz		11.50	2.79	2	2	2	3	2	3	3	3	2		14.29
3	3Lo		4.90	0.84	1	3	1	2	1	2	2	2	2		5.74
4	4S		9.70	1.94	2	3	2	2	1	3	2	2	1		11.64
5	CCSp4		3.20	0.73	2	2	3	2	2	3	2	3	1		3.93
6	StSq4		3.90	0.89	2	3	2	2	3	3	2	2	1		4.79
7	4Lz+1Eu+3S		17.93	x 3.61	4	3	3	3	3	4	3	3	3		21.54
8	4T+3T		15.07	x 2.17	1	3	2	3	2	3	2	2	2		17.24
9	ChSq1		3.00	0.86	3	3	2	1	2	2	1	1	1		3.86
10	3Lz+3A+SEQ		15.29	x 1.49	2	2	2	2	2	2	2	1	1		16.78
11	FSSp4		3.00	0.47	2	3	1	2	1	2	1	2	1		3.47
12	CCoSp4		3.50	1.00	3	4	3	3	2	3	2	3	3		4.50
			<b>98.99</b>												<b>118.64</b>
<b>Program Components</b>				<b>Factor</b>											
Composition				3.33	9.00	9.00	8.75	8.75	9.00	9.25	8.50	8.50	7.75		8.79
Presentation				3.33	8.50	9.25	9.00	8.50	8.75	9.50	8.25	8.75	8.00		8.71
Skating Skills				3.33	9.00	9.25	9.00	8.50	8.75	9.75	8.50	8.75	8.75		8.86
<b>Judges Total Program Component Score (factored)</b>														<b>87.77</b>	

<b>Deductions:</b>	<b>0.00</b>
--------------------	-------------

Rank	Name	Nation	Starting Number	Total Segment Score	Total Element Score	Total Program Component Score (factored)	Total Deductions
2	Kevin AYMOZ	FRA	11	181.75	88.51	93.24	0.00

#	Executed Elements	Info	Base Value	GOE	J1	J2	J3	J4	J5	J6	J7	J8	J9	Ref.	Scores of Panel
1	4T		9.50	1.63	1	2	2	0	1	2	2	2	3		11.13
2	3Lz+3T		10.10	1.01	2	2	2	0	1	2	2	1	2		11.11
3	3Aq+2A+SEQ	q	11.30	-1.03	-1	-1	-2	-2	-2	-2	0	-1	2		10.27
4	3Lo		4.90	1.19	2	2	2	1	2	3	3	3	3		6.09
5	FCCoSp4		3.50	1.00	3	3	3	2	2	4	3	3	3		4.50
6	StSq4		3.90	1.56	4	5	4	3	3	5	4	4	4		5.46
7	3A+1Eu+3S		14.08	x -1.60	-2	-2	-3	-2	-2	-2	-1	-3	0		12.48
8	3Lz		6.49	x 1.10	1	2	3	1	2	2	1	2	3		7.59
9	3F!	!	5.83	x -0.08	0	0	1	0	0	-1	0	0	-1		5.75
10	CCSp4		3.20	0.78	3	2	3	2	2	3	2	3	2		3.98
11	CCoSp4		3.50	1.15	3	4	3	3	3	4	4	3	3		4.65
12	ChSq1		3.00	2.50	5	5	5	5	5	5	5	5	5		5.50
			<b>79.30</b>												<b>88.51</b>
<b>Program Components</b>				<b>Factor</b>											
Composition				3.33	9.50	9.50	9.00	9.25	9.50	9.75	9.50	9.25	9.25		9.39
Presentation				3.33	9.50	9.50	9.50	9.50	9.25	9.75	9.00	9.25	9.50		9.43
Skating Skills				3.33	9.25	9.25	9.00	9.00	9.25	9.25	9.25	9.00	9.50		9.18
<b>Judges Total Program Component Score (factored)</b>														<b>93.24</b>	

<b>Deductions:</b>	<b>0.00</b>
--------------------	-------------

## JUDGES DETAILS PER SKATER

### MEN FREE SKATING

Rank	Name	Nation	Starting Number	Total Segment Score	Total Element Score	Total Program Component Score (factored)	Total Deductions								
3	Vladimir LITVINTSEV	AZE	5	162.83	88.64	74.19	0.00								
#	Executed Elements	Info	Base Value	GOE	J1	J2	J3	J4	J5	J6	J7	J8	J9	Ref.	Scores of Panel
1	4T		9.50	1.76	1	2	2	2	2	2	1	2	2		11.26
2	4T+3T		13.70	-0.27	-1	1	-1	0	0	0	0	0	-1		13.43
3	3A		8.00	1.60	2	2	3	2	2	2	2	2	2		9.60
4	3Lo		4.90	0.63	1	1	1	2	1	0	1	2	2		5.53
5	FCSp4		3.20	0.64	1	2	2	3	3	1	2	3	1		3.84
6	ChSq1		3.00	0.21	0	1	1	1	0	1	0	0	-3		3.21
7	3A+1Eu+3Sq	q	14.08	x -0.80	-1	-2	-1	-1	-1	-1	-1	-1	-1		13.28
8	3F+2A+SEQ		9.46	x 0.23	0	1	1	0	0	0	0	2	1		9.69
9	3Lz		6.49	x 0.59	0	1	2	1	1	1	1	1	1		7.08
10	CSSp3		2.60	0.56	1	2	3	3	3	1	1	4	2		3.16
11	StSq4		3.90	0.56	2	2	2	1	1	1	1	2	1		4.46
12	CCoSp4		3.50	0.60	1	2	2	2	2	1	1	2	2		4.10
			<b>82.33</b>												<b>88.64</b>
<b>Program Components</b>				<b>Factor</b>											
Composition				3.33	7.25	7.75	7.50	7.25	7.25	7.50	7.25	7.50	6.00		7.36
Presentation				3.33	7.50	7.50	7.50	7.50	7.25	7.75	7.50	7.50	5.50		7.46
Skating Skills				3.33	7.25	8.00	7.75	7.50	7.00	7.75	7.75	7.25	6.50		7.46
<b>Judges Total Program Component Score (factored)</b>													<b>74.19</b>		
<b>Deductions:</b>														<b>0.00</b>	
Rank	Name	Nation	Starting Number	Total Segment Score	Total Element Score	Total Program Component Score (factored)	Total Deductions								
4	Shun SATO	JPN	10	155.89	75.97	79.92	0.00								
#	Executed Elements	Info	Base Value	GOE	J1	J2	J3	J4	J5	J6	J7	J8	J9	Ref.	Scores of Panel
1	4Lz<	<	9.20	-4.60	-5	-5	-5	-5	-5	-5	-5	-5	-5		4.60
2	3A+1Eu+3S		12.80	1.26	2	2	2	2	1	1	1	2	1		14.06
3	4T		9.50	-2.85	-3	-3	-2	-3	-3	-3	-3	-3	-4		6.65
4	FCSp2		2.30	0.07	0	2	0	0	0	1	0	1	0		2.37
5	4T+2T		10.80	-0.41	-1	0	0	-1	-1	0	-1	0	1		10.39
6	3A		8.80	x 1.60	2	2	2	2	3	2	2	2	2		10.40
7	3Lo		5.39	x 0.42	2	1	1	0	1	0	1	1	1		5.81
8	3Lz+2T		7.92	x 0.67	0	1	1	2	1	1	1	1	2		8.59
9	CSSp3		2.60	0.00	0	-1	1	0	0	1	0	-1	0		2.60
10	StSq2		2.60	0.19	1	1	2	1	1	-1	0	1	0		2.79
11	ChSq1		3.00	0.71	1	1	2	1	2	2	1	1	2		3.71
12	CCoSp4		3.50	0.50	2	1	2	1	2	0	1	2	1		4.00
			<b>78.41</b>												<b>75.97</b>
<b>Program Components</b>				<b>Factor</b>											
Composition				3.33	8.00	8.00	8.25	8.25	8.00	8.00	7.75	8.00	6.75		8.00
Presentation				3.33	7.75	7.75	8.00	8.00	8.00	8.25	7.75	7.75	6.75		7.86
Skating Skills				3.33	7.75	8.25	8.00	8.00	8.25	8.50	8.00	8.25	8.25		8.14
<b>Judges Total Program Component Score (factored)</b>													<b>79.92</b>		
<b>Deductions:</b>														<b>0.00</b>	

## JUDGES DETAILS PER SKATER

### MEN FREE SKATING

Rank	Name	Nation	Starting Number	Total Segment Score	Total Element Score	Total Program Component Score (factored)	Total Deductions								
5	Nika EGADZE	GEO	8	151.69	77.50	75.19	-1.00								
#	Executed Elements	Info	Base Value	GOE	J1	J2	J3	J4	J5	J6	J7	J8	J9	Ref.	Scores of Panel
1	4T		9.50	1.49	0	1	1	1	2	3	1	2	3		10.99
2	4S+3T		13.90	1.80	1	1	2	2	2	3	2	2	2		15.70
3	2S		1.30	0.00	0	0	0	0	0	0	0	0	0		1.30
4	3A+2A+SEQ		11.30	0.57	0	0	1	1	0	1	1	1	1		11.87
5	FCSp4		3.20	0.18	0	0	0	1	1	1	1	1	0		3.38
6	StSq3		3.30	0.33	1	1	1	1	1	1	-1	1	1		3.63
7	3A+1Eu+2S		10.78	x -0.46	-1	-1	0	0	-1	0	-1	1	-2		10.32
8	3F		5.83	x 0.83	1	2	2	3	2	1	1	2	1		6.66
9	2Lz		2.31	x -0.15	-1	0	-1	-1	0	0	-1	-1	-1		2.16
10	CCoSp4		3.50	0.40	1	1	2	1	1	1	1	1	3		3.90
11	ChSq1		3.00	0.79	1	2	2	2	3	1	1	1	2		3.79
12	FCCoSp4		3.50	0.30	1	1	2	2	0	1	1	0	0		3.80
			<b>71.42</b>												<b>77.50</b>
Program Components				Factor											
Composition				3.33	7.50	8.00	7.50	7.50	7.75	7.75	7.50	7.25	6.75		7.54
Presentation				3.33	7.25	7.75	7.25	7.50	7.50	8.00	7.25	7.00	6.50		7.36
Skating Skills				3.33	7.50	7.75	7.75	7.75	7.75	8.25	7.75	7.50	7.50		7.68
<b>Judges Total Program Component Score (factored)</b>													<b>75.19</b>		
<b>Deductions:</b>				Time violation	-1.00								<b>-1.00</b>		

Rank	Name	Nation	Starting Number	Total Segment Score	Total Element Score	Total Program Component Score (factored)	Total Deductions								
6	Andrew TORGASHEV	USA	2	150.96	75.34	75.62	0.00								
#	Executed Elements	Info	Base Value	GOE	J1	J2	J3	J4	J5	J6	J7	J8	J9	Ref.	Scores of Panel
1	3T		4.20	0.36	0	0	1	1	1	1	1	2	1		4.56
2	3Lo		4.90	0.84	1	1	2	2	2	1	2	2	2		5.74
3	3A+2A+SEQ		11.30	1.26	2	1	1	2	2	1	1	2	2		12.56
4	3F		5.30	0.68	1	1	2	2	1	0	1	1	2		5.98
5	StSq2		2.60	0.45	2	2	2	2	1	1	1	2	3		3.05
6	CCSp4		3.20	0.37	1	1	1	1	0	1	1	2	2		3.57
7	3A		8.80	x -0.80	-1	0	-1	-1	-1	-2	0	-1	-2		8.00
8	3F+2T		7.26	x 0.38	2	0	1	2	1	0	0	1	0		7.64
9	3Lz+1Eu+3S		11.77	x 0.93	2	1	1	2	2	1	1	2	2		12.70
10	CCoSp3		3.00	0.64	1	2	3	2	2	1	2	3	3		3.64
11	ChSq1		3.00	1.21	3	2	3	2	3	1	2	2	3		4.21
12	FSSp4		3.00	0.69	2	2	2	3	3	1	2	3	2		3.69
			<b>68.33</b>												<b>75.34</b>
Program Components				Factor											
Composition				3.33	7.75	7.50	7.50	7.25	7.25	7.50	7.25	7.50	7.50		7.43
Presentation				3.33	8.00	7.75	7.75	7.50	7.50	7.75	7.25	7.25	7.50		7.57
Skating Skills				3.33	7.50	7.75	7.75	7.25	7.75	7.75	7.75	7.75	8.00		7.71
<b>Judges Total Program Component Score (factored)</b>													<b>75.62</b>		
<b>Deductions:</b>													<b>0.00</b>		



## JUDGES DETAILS PER SKATER

### MEN FREE SKATING

Rank	Name	Nation	Starting Number	Total Segment Score	Total Element Score	Total Program Component Score (factored)	Total Deductions									
7	Nozomu YOSHIOKA	JPN	9	146.12	70.46	75.66	0.00									
#	Executed Elements	Info	Base Value	GOE	J1	J2	J3	J4	J5	J6	J7	J8	J9	Ref.	Scores of Panel	
1	4T+3T		13.70	1.63	2	1	2	2	2	2	1	1	2		15.33	
2	4T		9.50	1.76	1	1	2	2	2	1	2	3	3		11.26	
3	3A		8.00	-2.40	-3	-3	-3	-2	-2	-4	-3	-3	-4		5.60	
4	FSSp4		3.00	0.21	1	0	1	1	1	0	-1	1	2		3.21	
5	3Lo		4.90	0.49	2	1	1	2	1	0	0	2	0		5.39	
6	ChSq1		3.00	0.43	2	0	1	1	1	1	1	1	0		3.43	
7	3A+1Eu+2S		10.78	x -0.34	0	0	-2	-1	-2	0	0	0	1		10.44	
8	CCSp4		3.20	0.23	0	0	1	1	1	1	1	1	0		3.43	
9	StSq3		3.30	0.61	2	2	1	3	3	2	1	2	1		3.91	
10	1Lz+2A+SEQ		4.29	x -0.14	-1	0	-1	0	0	0	-1	0	-1		4.15	
11	1F!	!	0.55	x -0.09	-1	-2	-3	-2	-1	-1	-2	-2	-2		0.46	
12	CCoSp4		3.50	0.35	0	1	1	2	2	0	1	1	1		3.85	
			<b>67.72</b>												<b>70.46</b>	
Program Components			Factor													
Composition			3.33	7.50	7.75	7.50	7.50	7.75	8.00	7.50	7.75	6.25				7.61
Presentation			3.33	7.75	7.50	6.50	7.25	7.50	8.00	7.25	7.50	5.75				7.32
Skating Skills			3.33	7.50	8.00	7.25	7.75	8.00	8.00	7.75	8.00	7.50				7.79
<b>Judges Total Program Component Score (factored)</b>															<b>75.66</b>	
<b>Deductions:</b>															<b>0.00</b>	

Rank	Name	Nation	Starting Number	Total Segment Score	Total Element Score	Total Program Component Score (factored)	Total Deductions									
8	Tatsuya TSUBOI	JPN	4	144.41	74.08	72.33	-2.00									
#	Executed Elements	Info	Base Value	GOE	J1	J2	J3	J4	J5	J6	J7	J8	J9	Ref.	Scores of Panel	
1	4S+3T		13.90	2.36	3	2	2	2	2	2	3	4	3		16.26	
2	4S		9.70	1.52	2	2	1	1	1	2	1	2	2		11.22	
3	3A+1Eu+3S	F	12.80	-3.89	-5	-5	-5	-5	-5	-5	-5	-3	-4		8.91	
4	FSSp3		2.60	0.33	1	2	1	2	1	1	1	2	0		2.93	
5	StSq2		2.60	0.33	0	1	1	1	2	0	2	2	2		2.93	
6	3Loq	F	4.90	-2.45	-5	-5	-5	-5	-5	-5	-5	-5	-5		2.45	
7	3F		5.83	x 0.68	1	1	1	2	2	1	1	2	1		6.51	
8	3F+2T		7.26	x 0.68	1	1	1	2	1	1	2	2	1		7.94	
9	3Lz+2T*+REP	*	4.54	x 0.67	0	1	1	1	2	0	2	3	1		5.21	
10	CCoSp3		3.00	0.30	1	0	1	1	1	1	1	2	1		3.30	
11	ChSq1		3.00	0.71	0	1	2	2	2	1	0	2	2		3.71	
12	FCCoSp2		2.50	0.21	1	1	1	1	1	0	1	2	0		2.71	
			<b>72.63</b>												<b>74.08</b>	
Program Components			Factor													
Composition			3.33	7.00	7.50	7.25	7.00	7.00	7.25	7.50	7.25	7.25	6.75			7.18
Presentation			3.33	7.00	7.25	6.75	7.00	6.75	7.25	7.25	7.25	7.00	6.50			7.00
Skating Skills			3.33	7.50	7.75	7.25	7.50	7.25	8.25	7.75	7.75	7.75	7.00			7.54
<b>Judges Total Program Component Score (factored)</b>															<b>72.33</b>	
<b>Deductions:</b>			Falls	-2.00	(2)										<b>-2.00</b>	

## JUDGES DETAILS PER SKATER

### MEN FREE SKATING

Rank	Name	Nation	Starting Number	Total Segment Score	Total Element Score	Total Program Component Score (factored)						Total Deductions				
9	Maxim NAUMOV	USA	3	139.80	66.28	74.52						-1.00				
#	Executed Elements	Info	Base Value	GOE	J1	J2	J3	J4	J5	J6	J7	J8	J9	Ref.	Scores of Panel	
1	4S	F	9.70	-4.85	-5	-5	-5	-5	-5	-5	-5	-5	-5		4.85	
2	2A		3.30	-1.27	-3	-4	-4	-4	-3	-5	-4	-4	-4		2.03	
3	3Lz+3T		10.10	0.51	1	1	0	1	0	1	2	1	1		10.61	
4	3Lo		4.90	0.63	2	1	1	2	1	0	1	2	1		5.53	
5	CCoSp4		3.50	0.80	3	2	2	2	2	2	3	2	3		4.30	
6	1A+2A+SEQ		4.84	x -0.14	0	-1	-1	0	0	0	-1	0	-1		4.70	
7	3F!	!	5.83	x -0.23	-1	0	-1	0	0	-1	0	0	-2		5.60	
8	3Lz+1Eu+3S		11.77	x 0.76	2	1	1	1	1	1	2	1	2		12.53	
9	FCCoSp4		3.50	0.40	2	0	2	1	1	1	2	1	0		3.90	
10	StSq4		3.90	0.72	2	1	2	2	2	2	2	2	1		4.62	
11	ChSq1		3.00	1.14	2	2	3	1	3	1	3	3	2		4.14	
12	FSSp4		3.00	0.47	2	2	2	1	2	1	1	2	1		3.47	
			<b>67.34</b>												<b>66.28</b>	
Program Components				Factor												
Composition				3.33	7.50	7.50	7.50	7.25	7.25	8.00	7.75	7.50	6.50			7.46
Presentation				3.33	7.75	7.75	7.50	7.25	7.00	7.75	8.00	7.25	6.50			7.46
Skating Skills				3.33	7.75	7.75	7.25	7.25	7.50	7.50	7.75	7.25	7.25			7.46
<b>Judges Total Program Component Score (factored)</b>														<b>74.52</b>		
<b>Deductions:</b>				Falls	-1.00 (1)									<b>-1.00</b>		

Rank	Name	Nation	Starting Number	Total Segment Score	Total Element Score	Total Program Component Score (factored)						Total Deductions				
10	Deniss VASILJEVS	LAT	7	139.50	59.48	81.02						-1.00				
#	Executed Elements	Info	Base Value	GOE	J1	J2	J3	J4	J5	J6	J7	J8	J9	Ref.	Scores of Panel	
1	2S		1.30	0.06	0	1	0	1	1	0	0	1	0		1.36	
2	3Lz+3T		10.10	0.25	0	0	0	0	0	2	2	1	0		10.35	
3	3Aq	q	8.00	-2.29	-3	-3	-3	-3	-2	-1	-4	-3	-3		5.71	
4	3Lo		4.90	0.70	1	1	2	2	2	2	1	1	1		5.60	
5	FSSp4		3.00	0.90	4	3	3	2	3	4	2	4	2		3.90	
6	ChSq1		3.00	1.21	3	2	3	3	3	2	2	2	1		4.21	
7	3Aq+REP	F	6.16	x -4.00	-5	-5	-5	-5	-5	-5	-5	-5	-5		2.16	
8	3Lz+1Eu+2S		8.47	x 0.51	1	-1	0	0	2	1	2	1	1		8.98	
9	3F!	!	5.83	x -0.23	0	-1	-1	0	0	0	0	-1	-1		5.60	
10	CCoSp4		3.50	0.80	2	2	3	3	3	2	2	2	2		4.30	
11	StSq4		3.90	1.39	3	3	4	4	4	4	3	4	3		5.29	
12	FCCoSp3V		2.25	-0.23	-1	-1	0	-2	-2	1	-1	0	-2		2.02	
			<b>60.41</b>												<b>59.48</b>	
Program Components				Factor												
Composition				3.33	8.00	8.00	7.75	8.25	8.50	8.50	8.50	8.25	7.25			8.18
Presentation				3.33	8.25	7.75	8.25	8.25	8.00	8.50	8.00	8.25	6.75			8.11
Skating Skills				3.33	8.00	7.75	7.75	8.00	8.25	8.25	8.25	7.75	8.50			8.04
<b>Judges Total Program Component Score (factored)</b>														<b>81.02</b>		
<b>Deductions:</b>				Falls	-1.00 (1)									<b>-1.00</b>		
				Costume/Prop violation	(1 of 10)											

## JUDGES DETAILS PER SKATER

### MEN FREE SKATING

Rank	Name	Nation	Starting Number	Total Segment Score	Total Element Score	Total Program Component Score (factored)	Total Deductions
11	Stephen GOGOLEV	CAN	6	135.75	63.09	72.66	0.00

#	Executed Elements	Info	Base Value	GOE	J1	J2	J3	J4	J5	J6	J7	J8	J9	Ref.	Scores of Panel	
1	4T		9.50	1.63	1	1	2	2	2	2	2	1	2		11.13	
2	3Lz		5.90	0.93	2	1	2	2	2	1	2	1	1		6.83	
3	1S		0.40	-0.01	0	0	-1	0	0	0	-1	0	-1		0.39	
4	3A+1Eu+3S		12.80	0.46	0	0	1	1	1	0	0	1	1		13.26	
5	CCoSp3		3.00	0.00	0	0	0	0	0	1	0	0	0		3.00	
6	2S		1.43	0.00	0	0	1	0	0	0	-1	0	0		1.43	
7	3F+1A+SEQ		7.04	x 0.15	0	0	0	1	0	0	0	1	1		7.19	
8	ChSq1		3.00	0.50	2	0	1	2	2	1	0	0	1		3.50	
9	3Lo		5.39	x 0.42	1	1	1	1	1	1	0	1	0		5.81	
10	StSq3		3.30	0.52	2	0	2	2	1	2	1	1	2		3.82	
11	FCSp3		2.80	0.28	1	1	1	1	1	0	1	1	1		3.08	
12	FCCoSp4		3.50	0.15	2	-1	1	1	0	1	-1	1	0		3.65	
			<b>58.06</b>												<b>63.09</b>	
<b>Program Components</b>			<b>Factor</b>													
Composition			3.33	7.75	7.00	7.25	7.50	7.25	8.00	7.00	7.00	7.00	5.75		7.25	
Presentation			3.33	7.50	7.00	7.25	7.50	7.00	7.75	7.25	6.75	5.75		7.18		
Skating Skills			3.33	7.75	7.25	7.50	7.25	7.25	8.00	7.50	7.25	6.75		7.39		
<b>Judges Total Program Component Score (factored)</b>																<b>72.66</b>

**Deductions:**

**0.00**

Rank	Name	Nation	Starting Number	Total Segment Score	Total Element Score	Total Program Component Score (factored)	Total Deductions
12	Andreas NORDEBACK	SWE	1	132.67	63.48	70.19	-1.00

#	Executed Elements	Info	Base Value	GOE	J1	J2	J3	J4	J5	J6	J7	J8	J9	Ref.	Scores of Panel	
1	3F+1Eu+3S		10.10	0.38	0	0	1	1	1	1	0	1	2		10.48	
2	3Aq	F	8.00	-4.00	-5	-5	-5	-5	-5	-5	-5	-5	-5		4.00	
3	3Lz+2A+SEQ		9.20	0.59	1	1	1	1	2	0	1	1	1		9.79	
4	ChSq1		3.00	0.50	1	1	1	0	2	1	1	1	1		3.50	
5	3Lo		4.90	-0.49	-1	-1	-2	0	-1	-1	-1	0	-2		4.41	
6	CSSp4		3.00	0.30	0	1	1	1	1	2	1	3	0		3.30	
7	3F		5.83	x 0.61	1	1	1	2	2	1	0	1	1		6.44	
8	3Lz+2T		7.92	x 0.42	1	0	1	1	1	0	0	1	1		8.34	
9	FCSp4		3.20	0.37	1	0	1	2	1	1	0	2	2		3.57	
10	StSq3		3.30	0.38	2	1	1	-1	1	1	1	2	1		3.68	
11	2A		3.63	x -1.46	-4	-4	-5	-5	-4	-4	-5	-5	-4		2.17	
12	CCoSp4		3.50	0.30	0	1	1	1	0	1	1	2	1		3.80	
			<b>65.58</b>												<b>63.48</b>	
<b>Program Components</b>			<b>Factor</b>													
Composition			3.33	7.25	7.00	7.00	6.75	6.75	7.25	7.25	7.50	5.75		7.04		
Presentation			3.33	7.25	7.25	6.75	6.75	6.75	7.50	7.25	7.00	6.00		7.00		
Skating Skills			3.33	7.00	7.00	7.25	6.75	7.00	7.50	7.25	7.00	6.75		7.04		
<b>Judges Total Program Component Score (factored)</b>																<b>70.19</b>

**Deductions:** Falls

-1.00 (1)

**-1.00**

Legend:							
#	Sequence number	GOE	Grade of Execution	Jx	Judges (x=1-9)	Ref.	Referee
*	Invalid element	<	Under-rotated jump	x	Credit for highlight distribution, base value multiplied by 1.1		
!	Not clear edge	REP	Jump repetition	F	Fall	q	Jump landed on the quarter



# 2023 Humana Skate America

October 20 - 22, 2023 Allen, TX / USA



## ICE DANCE

<b>Credit Union of Texas Event Center</b>	21 OCT 2023	14:03	Rhythm Dance
	22 OCT 2023	13:15	Free Dance

Size of Skating Arena:	30m*60m
Ice Conditions:	very good
Number of Entries:	10
Number of Participants:	10

Entry Withdrawn:
------------------

<b>Rhythm Dance</b>		
Duration:	2:50 +/- 10 seconds	
Segment Factor:	1.00	
<b>Program Component Factors:</b>	Composition	1.33
	Presentation	1.33
	Skating Skills	1.33


<b>Free Dance</b>		
Duration:	4:00 +/- 10 seconds	
Segment Factor:	1.00	
<b>Program Component Factors:</b>	Composition	2.00
	Presentation	2.00
	Skating Skills	2.00




## RESULTS

### ICE DANCE

Pl.	Name	Nation	Total Score	RD	FD
1	Madison CHOCK / Evan BATES	USA	212.96	1	1
2	Marjorie LAJOIE / Zachary LAGHA	CAN	196.99	2	2
3	Evgeniia LOPAREVA / Geoffrey BRISSAUD	FRA	193.47	3	3
4	Caroline GREEN / Michael PARSONS	USA	185.07	5	4
5	Natalie TASCHLEROVA / Filip TASCHLER	CZE	184.84	4	5
6	Olivia SMART / Tim DIECK	ESP	180.67	6	6
7	Oona BROWN / Gage BROWN	USA	177.21	7	7
8	Katerina MRAZKOVA / Daniel MRAZEK	CZE	170.84	8	9
9	Hannah LIM / Ye QUAN	KOR	169.11	9	8
10	Holly HARRIS / Jason CHAN	AUS	156.98	10	10



**Ms. Hilary SELBY, ISU**  
Referee



**Ms. Christine HURTH, ISU**  
Technical Controller

**Legend:**

**RD** Rhythm Dance                      **FD** Free Dance                      **Pl.** Place



# 2023 Humana Skate America

October 20 - 22, 2023 Allen, TX / USA



## PANEL OF JUDGES

### ICE DANCE

#### Officials

Technical Controller	Ms. Christine HURTH	ISU
Technical Specialist	Ms. Julia REY	ISU
Technical Specialist	Mr. Sergei BARANOV	ISU

#### Judges

Referee	Ms. Hilary SELBY	ISU
Judge No. 1	Mr. Yury KLIUSHNIKOV	AZE
Judge No. 2	Mr. Clement PERRIGOUARD	FRA
Judge No. 3	Ms. Marta OLOZAGARRE	ESP
Judge No. 4	Ms. So Young AN	KOR
Judge No. 5	Mr. Mark STORTON	AUS
Judge No. 6	Ms. Claudia STAHNKE	GER
Judge No. 7	Ms. Janis ENGEL	USA
Judge No. 8	Ms. Nicole LEBLANC-RICHARD	CAN
Judge No. 9	Ms. Zuzana PLESNIKOVA	CZE


#### Data/Replay Operator

Data Operator	Ms. Eva MARTINEK	ISU
Replay Operator	Mr. David SANTEE	ISU


## RESULTS

### ICE DANCE RHYTHM DANCE

Pl.	Name	Nation	Total Segment Score
1	Madison CHOCK / Evan BATES	USA	84.87
2	Marjorie LAJOIE / Zachary LAGHA	CAN	77.80
3	Evgeniia LOPAREVA / Geoffrey BRISSAUD	FRA	77.20
4	Natalie TASCHLEROVA / Filip TASCHLER	CZE	75.21
5	Caroline GREEN / Michael PARSONS	USA	75.05
6	Olivia SMART / Tim DIECK	ESP	71.96
7	Oona BROWN / Gage BROWN	USA	71.34
8	Katerina MRAZKOVA / Daniel MRAZEK	CZE	67.95
9	Hannah LIM / Ye QUAN	KOR	65.49
10	Holly HARRIS / Jason CHAN	AUS	61.99



**Ms. Hilary SELBY, ISU**  
Referee



**Ms. Christine HURTH, ISU**  
Technical Controller

## JUDGES DETAILS PER SKATER

### ICE DANCE RHYTHM DANCE

Rank	Name	Nation	Starting Number	Total Segment Score	Total Element Score	Total Program Component Score (factored)							Total Deductions		
1	Madison CHOCK / Evan BATES	USA	10	84.87	48.30	36.57							0.00		
#	Executed Elements	Info	Base Value	GOE	J1	J2	J3	J4	J5	J6	J7	J8	J9	Ref.	Scores of Panel
1	MiStW4+MiStM2		8.21	3.73	4	4	4	3	3	4	4	3	3		11.94
2	SqTwW4+SqTwM4		7.34	2.06	3	2	3	3	2	2	3	2	3		9.40
3	PSt3		8.70	3.67	3	4	3	3	4	3	4	3	3		12.37
4	ChRS1		2.00	5.36	3	4	3	4	4	4	5	3	3		7.36
5	RoLi4		5.45	1.78	3	4	4	3	4	4	5	3	4		7.23
			<b>31.70</b>												<b>48.30</b>
Program Components				Factor											
Composition				1.33	9.25	9.50	9.25	8.50	9.25	9.50	9.50	9.00	9.00		9.25
Presentation				1.33	9.25	9.25	9.00	8.75	9.50	9.00	9.50	9.00	9.25		9.18
Skating Skills				1.33	9.50	9.00	9.00	8.75	9.25	9.25	9.50	8.75	8.75		9.07
<b>Judges Total Program Component Score (factored)</b>														<b>36.57</b>	
<b>Deductions:</b>															<b>0.00</b>

Rank	Name	Nation	Starting Number	Total Segment Score	Total Element Score	Total Program Component Score (factored)							Total Deductions		
2	Marjorie LAJOIE / Zachary LAGHA	CAN	8	77.80	43.70	34.10							0.00		
#	Executed Elements	Info	Base Value	GOE	J1	J2	J3	J4	J5	J6	J7	J8	J9	Ref.	Scores of Panel
1	SqTwW4+SqTwM4		7.34	2.63	3	3	3	3	4	4	3	3	4		9.97
2	MiStW1+MiStM1		6.96	2.99	2	3	2	2	4	4	3	3	3		9.95
3	PSt2		7.95	3.03	1	2	3	2	3	3	3	3	3		10.98
4	ChRS1		2.00	3.64	1	2	2	2	4	2	3	3	3		5.64
5	RoLi4		5.45	1.71	3	4	4	4	5	3	4	3	3		7.16
			<b>29.70</b>												<b>43.70</b>
Program Components				Factor											
Composition				1.33	8.00	8.25	8.50	8.25	9.25	9.00	8.50	8.75	8.75		8.57
Presentation				1.33	8.25	8.50	8.75	8.25	8.75	8.75	8.50	8.75	8.75		8.61
Skating Skills				1.33	7.75	8.50	8.25	8.25	9.00	8.50	8.50	8.50	8.75		8.46
<b>Judges Total Program Component Score (factored)</b>														<b>34.10</b>	
<b>Deductions:</b>															<b>0.00</b>

Rank	Name	Nation	Starting Number	Total Segment Score	Total Element Score	Total Program Component Score (factored)							Total Deductions		
3	Evgeniia LOPAREVA / Geoffrey BRISSAUD	FRA	7	77.20	44.07	33.13							0.00		
#	Executed Elements	Info	Base Value	GOE	J1	J2	J3	J4	J5	J6	J7	J8	J9	Ref.	Scores of Panel
1	SqTwW4+SqTwM4		7.34	1.94	2	2	3	2	3	3	2	3	1		9.28
2	MiStW3+MiStM3		8.20	2.69	3	3	3	3	3	1	2	2	2		10.89
3	PSt3		8.70	2.24	2	2	2	3	2	2	2	1	2		10.94
4	StaLi4		5.45	1.44	3	3	4	3	3	2	4	3	2		6.89
5	ChRS1		2.00	4.07	2	3	3	3	3	3	3	1	2		6.07
			<b>31.69</b>												<b>44.07</b>
Program Components				Factor											
Composition				1.33	8.50	8.50	8.50	8.25	8.75	8.25	8.25	7.75	8.00		8.32
Presentation				1.33	8.25	8.50	8.50	8.50	8.50	8.00	8.25	8.00	7.75		8.29
Skating Skills				1.33	8.25	8.50	8.50	8.25	8.25	8.25	8.25	8.25	8.00		8.29
<b>Judges Total Program Component Score (factored)</b>														<b>33.13</b>	
<b>Deductions:</b>															<b>0.00</b>



## JUDGES DETAILS PER SKATER

### ICE DANCE RHYTHM DANCE

Rank	Name	Nation	Starting Number	Total Segment Score	Total Element Score	Total Program Component Score (factored)							Total Deductions			
4	Natalie TASCHLEROVA / Filip TASCHLER	CZE	6	75.21	42.20	33.01							0.00			
#	Executed Elements	Info	Base Value	GOE	J1	J2	J3	J4	J5	J6	J7	J8	J9	Ref.	Scores of Panel	
1	ChRS1		2.00	4.07	3	2	2	3	3	2	3	3	3		6.07	
2	SqTwW4+SqTwM4		7.34	2.29	3	3	1	3	3	3	3	2	3		9.63	
3	PSt2		7.95	2.08	2	2	1	3	2	1	2	2	2		10.03	
4	CuLi4		5.45	1.03	2	2	1	2	3	2	3	2	2		6.48	
5	MiStW2+MiStM2		7.46	2.53	2	2	2	2	4	2	3	3	3		9.99	
			<b>30.20</b>												<b>42.20</b>	
Program Components				Factor												
Composition				1.33	8.25	7.75	7.50	8.25	8.25	8.00	7.75	8.25	8.25			8.07
Presentation				1.33	8.50	8.25	7.50	8.50	8.50	8.00	8.00	8.50	8.50			8.32
Skating Skills				1.33	8.75	8.25	8.50	8.50	8.50	8.25	8.25	8.50	8.50			8.43
<b>Judges Total Program Component Score (factored)</b>																<b>33.01</b>
<b>Deductions:</b>															<b>0.00</b>	

Rank	Name	Nation	Starting Number	Total Segment Score	Total Element Score	Total Program Component Score (factored)							Total Deductions			
5	Caroline GREEN / Michael PARSONS	USA	9	75.05	42.38	32.67							0.00			
#	Executed Elements	Info	Base Value	GOE	J1	J2	J3	J4	J5	J6	J7	J8	J9	Ref.	Scores of Panel	
1	PSt4		9.45	2.72	2	2	3	3	3	2	3	2	2		12.17	
2	SILi4		5.45	1.10	3	2	2	2	3	2	2	2	3		6.55	
3	MiStW2+MiStM2		7.46	2.69	3	2	3	2	3	2	3	2	3		10.15	
4	SqTwW4+SqTwM4		7.34	1.60	2	2	2	2	2	2	2	2	2		8.94	
5	ChRS1		2.00	2.57	1	1	2	3	2	1	2	2	2		4.57	
			<b>31.70</b>												<b>42.38</b>	
Program Components				Factor												
Composition				1.33	8.00	8.00	8.00	8.25	8.50	8.25	8.25	8.25	8.25	8.50		8.21
Presentation				1.33	8.25	7.75	7.50	8.50	8.25	7.75	8.50	8.25	8.25			8.14
Skating Skills				1.33	8.25	8.00	8.50	8.25	8.50	8.00	8.25	8.00	8.25			8.21
<b>Judges Total Program Component Score (factored)</b>																<b>32.67</b>
<b>Deductions:</b>															<b>0.00</b>	

Rank	Name	Nation	Starting Number	Total Segment Score	Total Element Score	Total Program Component Score (factored)							Total Deductions			
6	Olivia SMART / Tim DIECK	ESP	1	71.96	39.91	32.05							0.00			
#	Executed Elements	Info	Base Value	GOE	J1	J2	J3	J4	J5	J6	J7	J8	J9	Ref.	Scores of Panel	
1	PSt3		8.70	1.92	1	2	2	2	2	1	1	2	2		10.62	
2	CuLi4		5.45	1.10	1	2	4	2	3	3	2	2	2		6.55	
3	ChRS1		2.00	2.79	0	2	2	2	3	3	2	1	1		4.79	
4	SqTwW4+SqTwM4		7.34	1.37	1	1	1	2	2	3	2	2	2		8.71	
5	MiStW2+MiStM2		7.46	1.78	0	2	2	2	3	2	1	2	1		9.24	
			<b>30.95</b>												<b>39.91</b>	
Program Components				Factor												
Composition				1.33	7.00	8.25	8.75	7.75	8.25	8.50	8.00	8.00	8.25			8.14
Presentation				1.33	7.25	7.75	8.50	8.25	8.00	8.25	8.25	8.25	8.25	7.75		8.07
Skating Skills				1.33	7.25	7.75	8.25	8.00	8.50	8.00	7.75	7.75	7.75			7.89
<b>Judges Total Program Component Score (factored)</b>																<b>32.05</b>
<b>Deductions:</b>															<b>0.00</b>	

## JUDGES DETAILS PER SKATER

### ICE DANCE RHYTHM DANCE

Rank	Name	Nation	Starting Number	Total Segment Score	Total Element Score	Total Program Component Score (factored)						Total Deductions				
7	Oona BROWN / Gage BROWN	USA	3	71.34	40.03	31.31						0.00				
#	Executed Elements	Info	Base Value	GOE	J1	J2	J3	J4	J5	J6	J7	J8	J9	Ref.	Scores of Panel	
1	ChRS1		2.00	2.79	2	2	2	3	1	2	3	1	1		4.79	
2	SqTwW4+SqTwM4		7.34	1.71	1	2	2	2	1	2	3	3	3		9.05	
3	PSt2		7.95	2.08	1	2	2	2	2	1	2	2	2		10.03	
4	MiStW2+MiStM2		7.46	2.08	2	2	3	2	1	2	2	2	2		9.54	
5	RoLi4		5.45	1.17	2	2	3	3	3	2	3	2	2		6.62	
			<b>30.20</b>												<b>40.03</b>	
Program Components			Factor													
Composition			1.33	8.00	7.75	7.75	8.25	6.50	8.00	8.25	7.75	7.50			7.86	
Presentation			1.33	8.00	8.25	7.50	8.25	6.75	7.50	8.00	7.50	7.50			7.75	
Skating Skills			1.33	8.25	7.75	7.75	8.00	6.75	7.75	8.00	8.25	8.00			7.93	
<b>Judges Total Program Component Score (factored)</b>																<b>31.31</b>
<b>Deductions:</b>															<b>0.00</b>	

Rank	Name	Nation	Starting Number	Total Segment Score	Total Element Score	Total Program Component Score (factored)						Total Deductions				
8	Katerina MRAZKOVA / Daniel MRAZEK	CZE	2	67.95	37.32	30.63						0.00				
#	Executed Elements	Info	Base Value	GOE	J1	J2	J3	J4	J5	J6	J7	J8	J9	Ref.	Scores of Panel	
1	ChRS1		2.00	1.93	2	1	1	1	2	1	1	1	2		3.93	
2	SqTwW4+SqTwM4		7.34	1.60	2	2	2	2	3	2	2	2	2		8.94	
3	PSt1		7.45	1.44	1	1	1	2	2	1	1	2	1		8.89	
4	CuLi4		5.45	0.82	2	1	0	2	3	2	2	1	2		6.27	
5	MiStW1+MiStM2		7.21	2.08	1	2	2	2	2	3	2	2	2		9.29	
			<b>29.45</b>												<b>37.32</b>	
Program Components			Factor													
Composition			1.33	8.00	7.25	7.00	7.75	7.50	7.75	7.00	7.50	7.75			7.50	
Presentation			1.33	8.25	8.00	7.50	8.00	8.00	7.75	7.25	7.50	8.00			7.82	
Skating Skills			1.33	8.00	7.50	7.75	7.50	7.75	8.00	7.25	7.75	7.75			7.71	
<b>Judges Total Program Component Score (factored)</b>																<b>30.63</b>
<b>Deductions:</b>															<b>0.00</b>	

Rank	Name	Nation	Starting Number	Total Segment Score	Total Element Score	Total Program Component Score (factored)						Total Deductions				
9	Hannah LIM / Ye QUAN	KOR	4	65.49	36.04	29.45						0.00				
#	Executed Elements	Info	Base Value	GOE	J1	J2	J3	J4	J5	J6	J7	J8	J9	Ref.	Scores of Panel	
1	SqTwW4+SqTwM4		7.34	1.26	1	2	1	1	1	3	2	2	2		8.60	
2	MiStW2+MiStM1		7.21	1.34	1	1	1	2	1	2	1	2	1		8.55	
3	PSt1		7.45	0.96	0	1	-1	1	0	1	1	2	2		8.41	
4	ChRS1		2.00	2.14	1	2	0	2	1	2	1	2	1		4.14	
5	RoLi4		5.45	0.89	1	2	1	2	3	2	2	2	2		6.34	
			<b>29.45</b>												<b>36.04</b>	
Program Components			Factor													
Composition			1.33	7.25	7.75	6.75	7.25	6.50	8.25	7.25	8.00	7.75			7.43	
Presentation			1.33	7.25	7.25	7.00	7.75	6.50	7.50	7.25	8.00	7.75			7.39	
Skating Skills			1.33	7.25	7.50	7.25	7.50	6.50	7.75	7.00	7.50	7.25			7.32	
<b>Judges Total Program Component Score (factored)</b>																<b>29.45</b>
<b>Deductions:</b>															<b>0.00</b>	
Costume/Prop violation (1 of 10)																

## JUDGES DETAILS PER SKATER

### ICE DANCE RHYTHM DANCE

Rank	Name	Nation	Starting Number	Total Segment Score	Total Element Score	Total Program Component Score (factored)						Total Deductions				
10	Holly HARRIS / Jason CHAN	AUS	5	61.99	33.78	28.21						0.00				
#	Executed Elements	Info	Base Value	GOE	J1	J2	J3	J4	J5	J6	J7	J8	J9	Ref.	Scores of Panel	
1	MiStW1+MiStM1		6.96	1.49	1	1	1	1	2	2	1	2	2		8.45	
2	SqTwW3+SqTwM4		6.97	-0.23	1	-2	-2	0	1	0	-1	0	0		6.74	
3	RoLi4		5.45	0.89	2	2	1	2	3	1	2	2	2		6.34	
4	PSt2		7.95	0.80	1	1	0	1	1	0	0	1	1		8.75	
5	ChRS1		2.00	1.50	1	1	-1	1	2	1	1	1	1		3.50	
			<b>29.33</b>											<b>33.78</b>		
Program Components			Factor													
Composition			1.33	7.50	7.50	6.50	7.25	7.25	7.25	7.00	7.25	7.00			7.21	
Presentation			1.33	7.50	6.75	6.75	7.50	7.25	6.75	7.00	7.00	7.25			7.07	
Skating Skills			1.33	7.50	6.75	6.50	7.50	7.50	6.50	6.75	6.75	6.75			6.93	
<b>Judges Total Program Component Score (factored)</b>																<b>28.21</b>
<b>Deductions:</b>																<b>0.00</b>
Violation of choreo restrictions			(1 of 10)													

Legend:							
#	Sequence number	GOE	Grade of Execution	Jx	Judges (x=1-9)	Ref.	Referee



# 2023 Humana Skate America

October 20 - 22, 2023 Allen, TX / USA



## RESULTS

### ICE DANCE FREE DANCE

Pl.	Name	Nation	Total Segment Score
1	Madison CHOCK / Evan BATES	USA	128.09
2	Marjorie LAJOIE / Zachary LAGHA	CAN	119.19
3	Evgeniia LOPAREVA / Geoffrey BRISSAUD	FRA	116.27
4	Caroline GREEN / Michael PARSONS	USA	110.02
5	Natalie TASCHLEROVA / Filip TASCHLER	CZE	109.63
6	Olivia SMART / Tim DIECK	ESP	108.71
7	Oona BROWN / Gage BROWN	USA	105.87
8	Hannah LIM / Ye QUAN	KOR	103.62
9	Katerina MRAZKOVA / Daniel MRAZEK	CZE	102.89
10	Holly HARRIS / Jason CHAN	AUS	94.99

**Ms. Hilary SELBY, ISU**  
Referee

**Ms. Christine HURTH, ISU**  
Technical Controller

## JUDGES DETAILS PER SKATER

### ICE DANCE FREE DANCE

Rank	Name	Nation	Starting Number	Total Segment Score	Total Element Score	Total Program Component Score (factored)						Total Deductions				
1	Madison CHOCK / Evan BATES	USA	10	128.09	72.03	56.06						0.00				
#	Executed Elements	Info	Base Value	GOE	J1	J2	J3	J4	J5	J6	J7	J8	J9	Ref.	Scores of Panel	
1	StaLi4		5.45	1.99	4	3	5	4	4	4	4	5	4		7.44	
2	RoLi4		5.45	1.85	3	4	3	4	5	4	4	4	4		7.30	
3	SyTwW4+SyTwM4		6.84	2.59	4	3	4	4	5	4	3	3	3		9.43	
4	OFTW4+OFTM3		6.47	2.08	3	2	3	3	3	3	3	2	3		8.55	
5	DSP4		6.00	2.01	3	3	4	3	4	4	4	4	3		8.01	
6	ChAJ1		1.10	3.44	2	5	4	4	4	4	5	4	4		4.54	
7	ChSt1		1.10	2.96	3	4	4	3	4	5	4	3	3		4.06	
8	SILi4		5.45	1.58	3	3	2	3	3	4	4	3	4		7.03	
9	DiStW3+DiStM3		8.20	3.29	3	3	2	4	3	3	4	3	3		11.49	
10	ChLi1		1.10	3.08	3	4	4	3	4	3	4	4	4		4.18	
			<b>47.16</b>												<b>72.03</b>	
Program Components			Factor													
Composition			2.00	9.50	9.50	9.25	9.25	9.25	9.75	9.50	9.50	9.50	9.50	9.50		9.43
Presentation			2.00	9.50	9.00	9.50	9.50	9.50	9.25	9.50	9.25	9.25	9.25		9.39	
Skating Skills			2.00	9.25	9.00	9.00	9.00	9.50	9.50	9.50	9.25	9.00		9.21		
<b>Judges Total Program Component Score (factored)</b>														<b>56.06</b>		
<b>Deductions:</b>															<b>0.00</b>	
Violation of choreo restrictions (1 of 10)																

Rank	Name	Nation	Starting Number	Total Segment Score	Total Element Score	Total Program Component Score (factored)						Total Deductions			
2	Marjorie LAJOIE / Zachary LAGHA	CAN	9	119.19	67.81	51.38						0.00			
#	Executed Elements	Info	Base Value	GOE	J1	J2	J3	J4	J5	J6	J7	J8	J9	Ref.	Scores of Panel
1	SILi4		5.45	1.51	3	3	4	3	4	3	3	3	2		6.96
2	OFTW3+OFTM4		6.47	2.08	2	3	3	3	3	3	3	3	2		8.55
3	ChSp1		1.10	2.73	1	3	4	3	4	3	3	4	3		3.83
4	SyTwW4+SyTwM4		6.84	1.77	2	2	1	2	2	3	3	3	3		8.61
5	DSP4		6.00	1.53	2	2	3	3	3	3	3	3	2		7.53
6	ChSt1		1.10	2.13	2	3	2	2	3	3	3	3	2		3.23
7	StaLi4		5.45	1.30	2	2	2	3	3	4	3	3	3		6.75
8	DiStW3+DiStM3		8.20	2.69	2	2	2	3	3	3	2	3	3		10.89
9	RoLi4		5.45	1.71	3	4	3	4	5	4	3	4	3		7.16
10	ChLi1		1.10	3.20	2	4	4	4	4	4	4	4	3		4.30
			<b>47.16</b>												<b>67.81</b>
Program Components			Factor												
Composition			2.00	8.25	8.50	7.75	8.50	9.25	8.75	8.50	8.50	9.00	8.75		8.61
Presentation			2.00	8.50	8.50	8.00	8.50	9.00	8.50	8.50	8.25	9.00	8.50		8.54
Skating Skills			2.00	8.50	8.50	8.25	8.50	9.00	8.75	8.25	8.75	8.50		8.54	
<b>Judges Total Program Component Score (factored)</b>														<b>51.38</b>	
<b>Deductions:</b>															<b>0.00</b>

## JUDGES DETAILS PER SKATER

### ICE DANCE FREE DANCE

Rank	Name	Nation	Starting Number	Total Segment Score	Total Element Score	Total Program Component Score (factored)						Total Deductions			
3	Evgeniia LOPAREVA / Geoffrey BRISSAUD	FRA	8	116.27	65.69	50.58						0.00			
#	Executed Elements	Info	Base Value	GOE	J1	J2	J3	J4	J5	J6	J7	J8	J9	Ref.	Scores of Panel
1	ChAJ1		1.10	2.25	2	3	2	3	3	3	3	3	2		3.35
2	SiLi4		5.45	1.10	2	3	3	2	4	2	2	2	2		6.55
3	DiStW3+DiStM3		8.20	2.38	2	3	2	3	4	2	2	2	2		10.58
4	RoLi4		5.45	1.37	2	3	3	3	3	3	3	2	3		6.82
5	StaLi4		5.45	1.58	2	4	4	3	3	4	3	3	3		7.03
6	OFTW4+OFTM4		6.84	1.56	2	3	2	2	4	2	2	2	2		8.40
7	SyTwW4+SyTwM4		6.84	1.77	2	2	3	3	2	3	2	2	3		8.61
8	DSP4		6.00	1.29	2	3	2	3	3	2	2	2	2		7.29
9	ChSt1		1.10	2.25	3	3	3	3	3	3	2	2	2		3.35
10	ChLi1		1.10	2.61	2	4	4	3	3	-4	4	3	3		3.71
			<b>47.53</b>												<b>65.69</b>
Program Components			Factor												
Composition			2.00	8.50	8.75	8.50	8.50	8.75	8.75	8.25	8.25	8.50			8.54
Presentation			2.00	8.25	8.75	8.50	8.75	8.00	8.50	8.00	8.50	8.25			8.39
Skating Skills			2.00	8.25	8.50	8.25	8.50	8.75	8.50	7.75	8.25	8.25			8.36
<b>Judges Total Program Component Score (factored)</b>															<b>50.58</b>
<b>Deductions:</b>													<b>0.00</b>		

Rank	Name	Nation	Starting Number	Total Segment Score	Total Element Score	Total Program Component Score (factored)						Total Deductions				
4	Caroline GREEN / Michael PARSONS	USA	6	110.02	60.86	49.16						0.00				
#	Executed Elements	Info	Base Value	GOE	J1	J2	J3	J4	J5	J6	J7	J8	J9	Ref.	Scores of Panel	
1	StaLi4		5.45	1.10	2	2	3	2	3	2	3	2	2		6.55	
2	OFTW3+OFTM3		6.10	1.67	2	2	3	2	4	2	3	2	2		7.77	
3	SyTwW4+SyTwM4		6.84	1.77	2	2	1	2	3	3	3	3	2		8.61	
4	DiStW3+DiStM3		8.20	2.08	1	2	2	2	3	2	2	2	2		10.28	
5	RoLi4		5.45	0.75	2	3	1	1	2	1	1	2	2		6.20	
6	DSP4		6.00	0.97	1	2	3	2	3	1	1	2	1		6.97	
7	CuLi4		5.45	0.75	2	-1	1	2	2	2	2	1	1		6.20	
8	ChLi1		1.10	1.66	2	1	2	2	2	2	2	2	2		2.76	
9	ChSt1		1.10	1.66	1	2	1	3	2	2	3	2	2		2.76	
10	ChAJ1		1.10	1.66	1	2	2	2	2	2	3	2	2		2.76	
			<b>46.79</b>												<b>60.86</b>	
Program Components			Factor													
Composition			2.00	8.25	8.25	7.75	8.25	8.50	8.50	8.50	8.25	8.00			8.29	
Presentation			2.00	8.25	7.50	8.00	8.25	8.25	8.00	8.25	8.25	8.25	8.25			8.18
Skating Skills			2.00	8.00	7.75	8.25	8.00	8.25	8.25	8.25	8.25	8.00	8.00			8.11
<b>Judges Total Program Component Score (factored)</b>															<b>49.16</b>	
<b>Deductions:</b>													<b>0.00</b>			

## JUDGES DETAILS PER SKATER

### ICE DANCE FREE DANCE

Rank	Name	Nation	Starting Number	Total Segment Score	Total Element Score	Total Program Component Score (factored)	Total Deductions									
5	Natalie TASCHLEROVA / Filip TASCHLER	CZE	7	109.63	59.55	50.08	0.00									
#	Executed Elements	Info	Base Value	GOE	J1	J2	J3	J4	J5	J6	J7	J8	J9	Ref.	Scores of Panel	
1	SILi4+RoLi4		10.90	2.88	3	3	3	4	4	2	2	3	3		13.78	
2	SeStW2+SeStM1		7.21	2.38	3	2	2	2	3	1	2	2	3		9.59	
3	SyTwW4+SyTwM4		6.84	2.08	2	2	3	3	3	3	3	3	3		8.92	
4	CuLi3		4.70	1.03	2	2	2	2	3	1	3	2	2		5.73	
5	DSP4		6.00	1.37	3	2	1	3	2	2	2	3	3		7.37	
6	OFTW2+OFTM3		5.72	1.56	2	2	2	3	3	2	2	2	2		7.28	
7	ChLi1		1.10	1.78	2	2	1	3	2	1	3	2	3		2.88	
8	ChSt1	!	1.10	-0.22	1	-1	-1	-1	-1	-1	-1	-1	-1		0.88	
9	ChSl1		1.10	2.02	2	2	3	3	3	2	3	2	2		3.12	
			<b>44.67</b>												<b>59.55</b>	
Program Components			Factor													
Composition			2.00	8.50	8.00	8.00	8.50	8.50	8.50	8.00	8.00	8.25	8.50			8.25
Presentation			2.00	8.75	7.75	8.00	8.50	8.50	8.25	8.25	8.25	8.50	8.50			8.36
Skating Skills			2.00	8.75	7.75	8.00	8.50	8.75	8.25	8.25	8.25	8.50	8.75			8.43
<b>Judges Total Program Component Score (factored)</b>															<b>50.08</b>	

**Deductions:** 0.00

Rank	Name	Nation	Starting Number	Total Segment Score	Total Element Score	Total Program Component Score (factored)	Total Deductions									
6	Olivia SMART / Tim DIECK	ESP	5	108.71	60.23	48.48	0.00									
#	Executed Elements	Info	Base Value	GOE	J1	J2	J3	J4	J5	J6	J7	J8	J9	Ref.	Scores of Panel	
1	ChAJ1		1.10	2.25	1	3	4	3	3	3	2	3	2		3.35	
2	OFTW2+OFTM2		5.34	1.67	2	2	3	3	2	3	2	2	1		7.01	
3	SyTwW4+SyTwM4		6.84	1.14	2	1	1	2	2	2	2	1	1		7.98	
4	CuLi4+CuLi4		10.90	2.19	2	2	3	2	3	3	2	2	2		13.09	
5	MiStW2+MiStM3		7.83	1.34	1	1	-1	2	3	2	1	1	1		9.17	
6	DSP4		6.00	0.97	1	2	1	2	1	2	2	2	2		6.97	
7	StaLi4		5.45	0.75	1	2	2	2	1	1	2	1	2		6.20	
8	ChSl1		1.10	2.13	2	3	3	3	3	3	2	2	1		3.23	
9	ChSt1		1.10	2.13	1	3	3	2	3	4	2	3	2		3.23	
			<b>45.66</b>												<b>60.23</b>	
Program Components			Factor													
Composition			2.00	7.75	8.50	8.50	8.25	8.25	8.00	8.75	7.75	8.00	8.00			8.14
Presentation			2.00	7.75	8.00	8.50	8.50	8.25	8.50	8.00	8.25	8.25	8.00			8.21
Skating Skills			2.00	7.50	7.75	8.00	8.25	8.50	8.25	8.25	7.50	7.75	7.75			7.89
<b>Judges Total Program Component Score (factored)</b>															<b>48.48</b>	

**Deductions:** 0.00

## JUDGES DETAILS PER SKATER

### ICE DANCE FREE DANCE

Rank	Name	Nation	Starting Number	Total Segment Score	Total Element Score	Total Program Component Score (factored)	Total Deductions									
7	Oona BROWN / Gage BROWN	USA	4	105.87	58.65	47.22	0.00									
#	Executed Elements	Info	Base Value	GOE	J1	J2	J3	J4	J5	J6	J7	J8	J9	Ref.	Scores of Panel	
1	OFTW2+OFTM2		5.34	1.25	2	1	3	2	3	1	2	1	1		6.59	
2	SILi4		5.45	0.96	2	2	1	2	2	2	2	2	2		6.41	
3	DSp4		6.00	0.56	1	1	1	2	1	1	1	1	1		6.56	
4	SyTwW4+SyTwM4		6.84	1.35	1	2	1	2	2	2	2	2	2		8.19	
5	CuLi4		5.45	0.82	1	2	2	1	2	3	2	1	2		6.27	
6	DiStW2+DiStM3		7.83	2.23	2	2	1	2	3	2	3	2	2		10.06	
7	ChAJ1		1.10	1.66	1	2	2	2	2	2	3	2	2		2.76	
8	RoLi4		5.45	0.96	2	2	2	2	3	2	2	2	2		6.41	
9	ChSt1		1.10	1.42	1	2	1	2	2	2	2	1	2		2.52	
10	ChSl1		1.10	1.78	2	2	3	2	3	2	2	1	2		2.88	
			<b>45.66</b>												<b>58.65</b>	
Program Components				Factor												
Composition				2.00	7.50	7.50	8.25	8.25	7.75	8.25	8.00	7.50	7.75			7.86
Presentation				2.00	7.75	7.75	7.75	8.25	7.50	8.00	7.75	7.50	7.75			7.75
Skating Skills				2.00	7.75	7.75	8.00	8.00	8.00	8.25	8.00	8.25	8.00			8.00
<b>Judges Total Program Component Score (factored)</b>														<b>47.22</b>		
<b>Deductions:</b>														<b>0.00</b>		

Rank	Name	Nation	Starting Number	Total Segment Score	Total Element Score	Total Program Component Score (factored)	Total Deductions									
8	Hannah LIM / Ye QUAN	KOR	2	103.62	58.70	44.92	0.00									
#	Executed Elements	Info	Base Value	GOE	J1	J2	J3	J4	J5	J6	J7	J8	J9	Ref.	Scores of Panel	
1	SILi4		5.45	1.23	1	2	3	2	3	3	2	3	3		6.68	
2	OFTW3+OFTM2		5.72	1.25	1	2	2	2	2	2	1	1	2		6.97	
3	SyTwW4+SyTwM3		6.47	0.83	1	1	1	2	2	1	1	1	1		7.30	
4	DiStW3+DiStM1		7.58	1.78	1	2	2	2	2	1	1	2	2		9.36	
5	CuLi4		5.45	0.89	1	2	2	2	3	2	1	2	2		6.34	
6	DSp4		6.00	0.65	1	2	0	2	2	-1	-1	2	2		6.65	
7	RoLi4		5.45	0.96	2	3	1	3	2	2	1	2	2		6.41	
8	ChHy1		1.10	1.90	2	3	3	2	3	2	2	2	2		3.00	
9	ChSt1		1.10	1.66	2	2	2	3	1	2	2	2	2		2.76	
10	ChLi1		1.10	2.13	1	3	3	3	3	2	3	2	2		3.23	
			<b>45.42</b>												<b>58.70</b>	
Program Components				Factor												
Composition				2.00	7.25	8.00	7.25	8.00	7.75	7.75	7.25	7.75	7.75			7.64
Presentation				2.00	7.75	7.50	7.00	8.25	7.50	7.00	7.00	7.50	7.50			7.39
Skating Skills				2.00	7.25	7.50	7.25	8.00	7.75	7.50	7.00	7.50	7.25			7.43
<b>Judges Total Program Component Score (factored)</b>														<b>44.92</b>		
<b>Deductions:</b>														<b>0.00</b>		



## JUDGES DETAILS PER SKATER

### ICE DANCE FREE DANCE

Rank	Name	Nation	Starting Number	Total Segment Score	Total Element Score	Total Program Component Score (factored)						Total Deductions				
9	Katerina MRAZKOVA / Daniel MRAZEK	CZE	3	102.89	56.19	46.70						0.00				
#	Executed Elements	Info	Base Value	GOE	J1	J2	J3	J4	J5	J6	J7	J8	J9	Ref.	Scores of Panel	
1	StaLi4		5.45	1.10	1	2	2	2	2	2	3	3	3		6.55	
2	SyTwW4+SyTwM4		6.84	1.87	2	2	2	3	3	3	3	2	3		8.71	
3	SILi4		5.45	0.82	3	2	1	2	2	1	2	1	2		6.27	
4	CIStW2+CIStM2		7.46	2.08	2	1	2	2	3	2	2	2	2		9.54	
5	DSP2		4.50	1.05	1	2	3	2	1	1	2	2	3		5.55	
6	OFTW2+OFTM3		5.72	1.25	1	1	2	2	1	2	3	2	2		6.97	
7	RoLi4		5.45	1.23	1	3	2	3	3	2	3	2	3		6.68	
8	ChSt1	!	1.10	-0.22	0	-1	-1	-1	-1	-1	-1	-1	-1		0.88	
9	ChLi1		1.10	1.30	1	2	2	2	1	0	2	1	2		2.40	
10	ChTw1		1.10	1.54	1	2	1	2	2	2	3	2	2		2.64	
			<b>44.17</b>												<b>56.19</b>	
Program Components			Factor													
Composition			2.00	7.75	7.75	7.50	8.25	7.75	8.00	8.00	7.75	8.25			7.89	
Presentation			2.00	7.50	7.00	7.00	8.25	7.50	7.75	8.25	7.50	8.00			7.64	
Skating Skills			2.00	7.75	7.50	7.50	8.25	7.75	8.00	8.00	7.75	8.00			7.82	
<b>Judges Total Program Component Score (factored)</b>																<b>46.70</b>
<b>Deductions:</b>																<b>0.00</b>

Rank	Name	Nation	Starting Number	Total Segment Score	Total Element Score	Total Program Component Score (factored)						Total Deductions				
10	Holly HARRIS / Jason CHAN	AUS	1	94.99	53.21	41.78						0.00				
#	Executed Elements	Info	Base Value	GOE	J1	J2	J3	J4	J5	J6	J7	J8	J9	Ref.	Scores of Panel	
1	StaLi4		5.45	0.89	1	2	2	2	2	2	1	2	2		6.34	
2	OFTW3+OFTM2		5.72	0.83	1	1	2	1	2	1	1	1	1		6.55	
3	SyTwW3+SyTwM4		6.47	0.10	1	-1	1	0	0	1	1	-1	-1		6.57	
4	DiStW2+DiStM3		7.83	0.74	0	0	1	1	3	0	1	1	1		8.57	
5	ChHy1		1.10	1.78	2	2	3	2	3	2	2	2	2		2.88	
6	DSP4		6.00	0.56	0	2	1	0	2	1	1	1	1		6.56	
7	ChTw1		1.10	0.95	0	1	1	1	1	2	2	1	1		2.05	
8	CuLi4+CuLi4		10.90	1.10	1	1	1	1	2	1	1	2	1		12.00	
9	ChSt1		1.10	0.59	0	0	0	1	1	1	1	1	1		1.69	
			<b>45.67</b>												<b>53.21</b>	
Program Components			Factor													
Composition			2.00	7.00	7.00	7.00	7.25	7.50	7.00	7.00	7.50	7.25			7.14	
Presentation			2.00	7.25	6.50	6.75	7.25	7.00	6.50	6.75	7.25	7.00			6.93	
Skating Skills			2.00	7.25	6.50	6.50	7.00	7.25	6.75	6.75	6.75	6.75			6.82	
<b>Judges Total Program Component Score (factored)</b>																<b>41.78</b>
<b>Deductions:</b>																<b>0.00</b>
Costume/Prop violation			(1 of 10)													
Violation of choreo restrictions			(1 of 10)													

Legend:							
#	Sequence number	GOE	Grade of Execution	Jx	Judges (x=1-9)	Ref.	Referee
!	Element does not fulfill all requirements						



# 2023 Humana Skate America

October 20 - 22, 2023 Allen, TX / USA



## WOMEN

<b>Credit Union of Texas Event Center</b>	21 OCT 2023	18:16	Short Program
	22 OCT 2023	15:03	Free Skating

Size of Skating Arena:	30m*60m
Ice Conditions:	very good
Number of Entries:	12
Number of Participants:	12

Entry Withdrawn:

<b>Short Program</b>		
Duration:	2:40 +/- 10 seconds	
Segment Factor:	1.00	
<b>Program Component Factors:</b>	Composition	1.33
	Presentation	1.33
	Skating Skills	1.33

<b>Free Skating</b>		
Duration:	4:00 +/- 10 seconds	
Segment Factor:	1.00	
<b>Program Component Factors:</b>	Composition	2.67
	Presentation	2.67
	Skating Skills	2.67

## RESULTS

### WOMEN

Pl.	Name	Nation	Total Score	SP	FS
1	Loena HENDRICKX	BEL	221.28	1	1
2	Isabeau LEVITO	USA	208.15	3	2
3	Niina PETROKINA	EST	194.55	4	4
4	Hana YOSHIDA	JPN	190.98	9	3
5	Amber GLENN	USA	189.63	2	5
6	Mone CHIBA	JPN	177.79	5	6
7	Ekaterina KURAKOVA	POL	173.75	7	7
8	Mana KAWABE	JPN	168.98	6	8
9	Xiangyi AN	CHN	165.40	8	9
10	Clare SEO	USA	163.77	11	10
11	Young YOU	KOR	157.36	12	11
12	Seoyeong WI	KOR	156.02	10	12



**Ms. Anne CAMMETT, ISU**  
Referee



**Ms. Emilie BILLOW, ISU**  
Technical Controller

**Legend:**

**SP** Short Program      **FS** Free Skating      **Pl.** Place

## PANEL OF JUDGES

### WOMEN

#### Officials

Technical Controller	Ms. Emilie BILLOW	ISU
Technical Specialist	Ms. Claudia UNGER	ISU
Technical Specialist	Ms. Nilda Nancy GARCIA VILLARREAL	ISU

#### Judges

Referee	Ms. Anne CAMMETT	ISU
Judge No. 1	Ms. Wendy ENZMANN	USA
Judge No. 2	Ms. Yuko OGAWA	JPN
Judge No. 3	Ms. Nicole van GERWEN-MAAS	NED
Judge No. 4	Ms. Agnieszka SWIDERSKA	POL
Judge No. 5	Ms. So Young AN	KOR
Judge No. 6	Mr. Antony GREVISSE	BEL
Judge No. 7	Ms. Kadi ZVIRIK	EST
Judge No. 8	Ms. Hui LIU	CHN
Judge No. 9	Ms. Virginia de AGOSTINI	ITA

#### Data/Replay Operator

Data Operator	Mr. David SANTEE	ISU
Replay Operator	Ms. Eva MARTINEK	ISU

## RESULTS

### WOMEN SHORT PROGRAM

Pl.	Name	Nation	Total Segment Score
1	Loena HENDRICKX	BEL	75.92
2	Amber GLENN	USA	71.45
3	Isabeau LEVITO	USA	70.07
4	Niina PETROKINA	EST	65.02
5	Mone CHIBA	JPN	64.24
6	Mana KAWABE	JPN	62.80
7	Ekaterina KURAKOVA	POL	60.45
8	Xiangyi AN	CHN	59.74
9	Hana YOSHIDA	JPN	59.40
10	Seoyeong WI	KOR	58.55
11	Clare SEO	USA	58.14
12	Young YOU	KOR	56.21



**Ms. Anne CAMMETT, ISU**  
Referee



**Ms. Emilie BILLOW, ISU**  
Technical Controller

## JUDGES DETAILS PER SKATER

### WOMEN SHORT PROGRAM

Rank	Name	Nation	Starting Number	Total Segment Score	Total Element Score	Total Program Component Score (factored)						Total Deductions			
1	Loena HENDRICKX	BEL	12	75.92	39.92	36.00						0.00			
#	Executed Elements	Info	Base Value	GOE	J1	J2	J3	J4	J5	J6	J7	J8	J9	Ref.	Scores of Panel
1	3F		5.30	1.67	3	3	3	3	3	2	4	3	4		6.97
2	2A		3.30	0.90	3	2	3	2	3	2	3	3	3		4.20
3	CCoSp4		3.50	1.30	4	4	3	3	4	3	4	5	4		4.80
4	3Lz+3T<	<	10.19	x -0.08	-1	0	0	-1	0	0	1	0	0		10.11
5	StSq4		3.90	1.62	5	5	4	3	4	3	5	4	4		5.52
6	FCSp4		3.20	1.19	4	4	4	4	4	3	3	4	3		4.39
7	LSp4		2.70	1.23	5	5	5	4	4	4	5	5	4		3.93
			<b>32.09</b>												<b>39.92</b>
Program Components			Factor												
Composition			1.33	9.00	9.00	9.00	8.75	9.25	9.25	9.50	9.00	8.00			9.04
Presentation			1.33	9.25	9.25	9.00	8.75	9.50	9.25	9.50	9.00	8.75			9.14
Skating Skills			1.33	8.75	8.75	8.50	8.50	9.50	9.00	9.25	8.75	9.25			8.89
<b>Judges Total Program Component Score (factored)</b>															<b>36.00</b>
<b>Deductions:</b>															<b>0.00</b>

Rank	Name	Nation	Starting Number	Total Segment Score	Total Element Score	Total Program Component Score (factored)						Total Deductions				
2	Amber GLENN	USA	7	71.45	38.90	32.55						0.00				
#	Executed Elements	Info	Base Value	GOE	J1	J2	J3	J4	J5	J6	J7	J8	J9	Ref.	Scores of Panel	
1	3F+3T		9.50	1.67	3	3	3	2	3	3	4	3	4		11.17	
2	CCoSp4		3.50	1.00	3	3	3	2	3	2	3	3	3		4.50	
3	2A		3.30	0.90	4	3	3	2	2	1	3	2	4		4.20	
4	3Lo	x	5.39	1.40	3	3	4	2	3	1	3	2	5		6.79	
5	FSSp4		3.00	0.81	2	3	3	2	3	2	3	3	4		3.81	
6	StSq4		3.90	1.17	3	3	4	2	2	2	3	4	4		5.07	
7	LSp4		2.70	0.66	2	3	3	1	2	1	3	3	3		3.36	
			<b>31.29</b>												<b>38.90</b>	
Program Components			Factor													
Composition			1.33	8.50	8.75	8.25	8.00	7.75	8.00	8.00	8.00	7.75	9.00			8.18
Presentation			1.33	8.75	8.50	8.00	8.00	8.00	8.00	8.00	7.75	8.00	9.25			8.18
Skating Skills			1.33	8.50	8.50	8.00	7.75	7.75	8.00	8.25	7.75	9.25			8.11	
<b>Judges Total Program Component Score (factored)</b>															<b>32.55</b>	
<b>Deductions:</b>															<b>0.00</b>	

Rank	Name	Nation	Starting Number	Total Segment Score	Total Element Score	Total Program Component Score (factored)						Total Deductions					
3	Isabeau LEVITO	USA	11	70.07	37.06	33.01						0.00					
#	Executed Elements	Info	Base Value	GOE	J1	J2	J3	J4	J5	J6	J7	J8	J9	Ref.	Scores of Panel		
1	3Lz!+3T	!	10.10	-0.08	1	0	-1	-1	0	-1	1	0	0		10.02		
2	2A		3.30	0.85	4	3	3	2	3	2	3	2	2		4.15		
3	FCSp4		3.20	0.91	3	3	3	3	3	2	3	3	2		4.11		
4	3F	x	5.83	1.29	2	2	3	2	2	2	3	3	3		7.12		
5	CCoSp3		3.00	0.26	2	-1	0	0	0	1	1	3	2		3.26		
6	StSq4		3.90	0.95	3	2	4	2	2	2	3	3	2		4.85		
7	LSp4		2.70	0.85	3	3	4	3	3	3	3	4	2		3.55		
			<b>32.03</b>												<b>37.06</b>		
Program Components			Factor														
Composition			1.33	8.75	8.75	8.50	8.00	8.25	8.50	8.25	8.25	8.25	8.25	8.25			8.39
Presentation			1.33	8.50	8.50	8.25	8.25	8.50	8.25	8.50	8.25	8.25	8.25	8.25			8.36
Skating Skills			1.33	8.00	8.25	8.00	8.00	8.25	8.50	8.00	8.00	8.00	7.75			8.07	
<b>Judges Total Program Component Score (factored)</b>															<b>33.01</b>		
<b>Deductions:</b>															<b>0.00</b>		

## JUDGES DETAILS PER SKATER

### WOMEN SHORT PROGRAM

Rank	Name	Nation	Starting Number	Total Segment Score	Total Element Score	Total Program Component Score (factored)						Total Deductions				
4	Niina PETROKINA	EST	8	65.02	34.49	30.53						0.00				
#	Executed Elements	Info	Base Value	GOE	J1	J2	J3	J4	J5	J6	J7	J8	J9	Ref.	Scores of Panel	
1	2A		3.30	0.85	4	3	3	2	2	2	3	2	3		4.15	
2	3F+3T<	<	8.66	-1.14	-3	-2	-2	-2	-2	-3	-2	-2	-2		7.52	
3	FCSp4		3.20	0.69	3	2	2	2	2	1	3	2	2		3.89	
4	3Lz	x	6.49	0.42	2	0	0	1	1	1	2	0	0		6.91	
5	CCoSp4		3.50	0.40	1	2	1	1	2	0	2	1	0		3.90	
6	StSq4		3.90	1.06	3	4	3	2	2	2	3	4	1		4.96	
7	LSp4		2.70	0.46	2	2	2	1	1	1	3	3	0		3.16	
			<b>31.75</b>												<b>34.49</b>	
Program Components			Factor													
Composition			1.33	8.00	8.25	7.50	7.75	7.25	7.75	8.00	7.75	6.75			7.71	
Presentation			1.33	7.75	8.50	7.25	7.75	7.50	8.00	7.75	8.00	7.25			7.71	
Skating Skills			1.33	7.50	8.25	7.25	7.50	7.25	7.75	7.75	7.75	7.25			7.54	
<b>Judges Total Program Component Score (factored)</b>																<b>30.53</b>
<b>Deductions:</b>															<b>0.00</b>	

Rank	Name	Nation	Starting Number	Total Segment Score	Total Element Score	Total Program Component Score (factored)						Total Deductions				
5	Mone CHIBA	JPN	6	64.24	33.60	30.64						0.00				
#	Executed Elements	Info	Base Value	GOE	J1	J2	J3	J4	J5	J6	J7	J8	J9	Ref.	Scores of Panel	
1	3Fq+3T	q	9.50	-0.30	0	0	-2	-1	0	-1	0	-2	0		9.20	
2	2A		3.30	0.61	2	2	2	2	2	0	2	1	3		3.91	
3	FCSp3		2.80	0.36	1	0	2	2	1	0	1	2	2		3.16	
4	3Lz<	<	5.19	-0.74	-2	-1	-3	-1	-1	-2	-1	-2	-2		4.45	
5	CCoSp4		3.50	0.60	2	1	2	3	2	1	2	2	1		4.10	
6	StSq4		3.90	1.06	3	3	3	3	2	1	2	3	4		4.96	
7	LSp4		2.70	1.12	5	4	4	5	4	3	4	4	4		3.82	
			<b>30.89</b>												<b>33.60</b>	
Program Components			Factor													
Composition			1.33	7.75	8.25	8.00	7.75	7.50	7.75	7.50	7.75	7.25	8.25			7.79
Presentation			1.33	7.50	8.25	7.75	8.00	7.75	7.50	7.25	7.50	8.00			7.71	
Skating Skills			1.33	7.25	8.00	7.75	7.75	7.25	7.25	7.25	7.25	7.50	8.00			7.54
<b>Judges Total Program Component Score (factored)</b>																<b>30.64</b>
<b>Deductions:</b>															<b>0.00</b>	

Rank	Name	Nation	Starting Number	Total Segment Score	Total Element Score	Total Program Component Score (factored)						Total Deductions				
6	Mana KAWABE	JPN	4	62.80	33.39	29.41						0.00				
#	Executed Elements	Info	Base Value	GOE	J1	J2	J3	J4	J5	J6	J7	J8	J9	Ref.	Scores of Panel	
1	2A		3.30	0.80	3	2	3	2	2	2	3	1	3		4.10	
2	3Lz!	!	5.90	-1.18	-3	-2	-2	-1	-1	-3	-2	-1	-4		4.72	
3	FCSp3		2.80	0.52	2	2	2	1	2	0	2	2	2		3.32	
4	3F!+3T	!	10.45	-0.45	-1	-1	-1	-1	0	-1	0	-1	-2		10.00	
5	SSp3		2.10	0.39	2	2	2	2	2	1	3	2	1		2.49	
6	StSq4		3.90	1.17	4	3	3	3	2	2	3	3	4		5.07	
7	CCoSp3		3.00	0.69	2	2	3	1	2	0	3	3	3		3.69	
			<b>31.45</b>												<b>33.39</b>	
Program Components			Factor													
Composition			1.33	7.50	7.50	7.25	7.75	7.25	7.00	7.00	6.75	7.50			7.29	
Presentation			1.33	7.50	7.50	7.00	7.75	7.50	7.25	6.75	7.00	8.00			7.36	
Skating Skills			1.33	7.75	7.75	7.50	8.00	7.25	7.25	7.50	7.00	7.25			7.46	
<b>Judges Total Program Component Score (factored)</b>																<b>29.41</b>
<b>Deductions:</b>															<b>0.00</b>	

## JUDGES DETAILS PER SKATER

### WOMEN SHORT PROGRAM

Rank	Name	Nation	Starting Number	Total Segment Score	Total Element Score	Total Program Component Score (factored)						Total Deductions			
7	Ekaterina KURAKOVA	POL	10	60.45	30.80	29.65						0.00			
#	Executed Elements	Info	Base Value	GOE	J1	J2	J3	J4	J5	J6	J7	J8	J9	Ref.	Scores of Panel
1	3F+2T	!	6.60	-0.53	-1	-1	-1	-1	-1	-2	-1	-1	0		6.07
2	2A		3.30	0.47	1	1	2	2	1	1	2	1	2		3.77
3	FCSp4		3.20	0.96	3	3	4	3	3	2	3	3	3		4.16
4	LSp3		2.40	0.41	0	1	1	2	2	2	2	2	2		2.81
5	3Lo	x	5.39	0.35	2	0	0	1	1	0	1	1	1		5.74
6	StSq3		3.30	0.75	3	2	3	2	2	2	1	2	4		4.05
7	CCoSp4		3.50	0.70	2	2	2	2	2	1	2	3	2		4.20
			<b>27.69</b>												<b>30.80</b>
Program Components			Factor												
Composition			1.33	7.75	7.50	7.00	7.50	7.00	8.00	7.00	7.25	8.25			7.43
Presentation			1.33	7.50	7.50	7.25	7.75	7.25	7.75	7.50	7.50	8.00			7.54
Skating Skills			1.33	7.25	7.50	7.00	7.50	7.00	7.50	7.25	7.25	7.75			7.32
<b>Judges Total Program Component Score (factored)</b>															<b>29.65</b>
<b>Deductions:</b>												<b>0.00</b>			

Rank	Name	Nation	Starting Number	Total Segment Score	Total Element Score	Total Program Component Score (factored)						Total Deductions				
8	Xiangyi AN	CHN	2	59.74	32.72	27.02						0.00				
#	Executed Elements	Info	Base Value	GOE	J1	J2	J3	J4	J5	J6	J7	J8	J9	Ref.	Scores of Panel	
1	3Loq	q	4.90	-0.63	-1	-1	-2	-1	-1	-1	0	-2	-2		4.27	
2	2A		3.30	0.38	2	1	0	1	1	1	1	1	2		3.68	
3	FCSp4		3.20	0.78	3	2	2	3	2	2	3	3	2		3.98	
4	3S+3T	x	9.35	0.86	2	2	2	1	1	2	3	2	3		10.21	
5	StSq3		3.30	0.61	3	2	1	1	1	2	2	3	2		3.91	
6	LSp3		2.40	0.72	3	3	4	1	2	3	4	3	3		3.12	
7	CCoSp4		3.50	0.05	0	0	-1	1	-1	1	0	3	0		3.55	
			<b>29.95</b>												<b>32.72</b>	
Program Components			Factor													
Composition			1.33	7.25	6.75	5.50	7.00	6.25	7.75	6.50	6.75	6.50	6.50			6.71
Presentation			1.33	6.75	6.75	6.50	7.00	6.75	7.25	6.75	7.00	5.75			6.79	
Skating Skills			1.33	7.00	6.50	6.25	6.75	6.50	7.25	7.00	6.75	7.25			6.82	
<b>Judges Total Program Component Score (factored)</b>															<b>27.02</b>	
<b>Deductions:</b>												<b>0.00</b>				
Costume/Prop violation (2 of 10)																

Rank	Name	Nation	Starting Number	Total Segment Score	Total Element Score	Total Program Component Score (factored)						Total Deductions			
9	Hana YOSHIDA	JPN	5	59.40	30.61	28.79						0.00			
#	Executed Elements	Info	Base Value	GOE	J1	J2	J3	J4	J5	J6	J7	J8	J9	Ref.	Scores of Panel
1	1A*	*	0.00	0.00	-	-	-	-	-	-	-	-	-		0.00
2	3Lz+3Tq	q	10.10	-0.84	0	-2	-2	-1	-1	-1	-1	-2	-2		9.26
3	SSp4		2.50	0.43	2	2	3	1	1	1	2	2	2		2.93
4	3Lo	x	5.39	0.70	2	1	2	0	2	1	2	1	1		6.09
5	FCSp4		3.20	0.55	2	2	2	1	2	1	2	2	1		3.75
6	StSq4		3.90	0.78	2	2	3	2	2	2	1	3	1		4.68
7	CCoSp4		3.50	0.40	1	1	1	1	2	1	1	3	0		3.90
			<b>28.59</b>												<b>30.61</b>
Program Components			Factor												
Composition			1.33	7.25	7.75	7.75	7.75	7.25	8.25	6.50	7.25	6.50			7.36
Presentation			1.33	6.50	7.50	7.00	7.50	7.00	7.75	6.25	7.00	6.75			7.04
Skating Skills			1.33	6.75	7.50	7.50	7.50	7.50	7.75	7.00	7.00	6.75			7.25
<b>Judges Total Program Component Score (factored)</b>															<b>28.79</b>
<b>Deductions:</b>												<b>0.00</b>			



## JUDGES DETAILS PER SKATER

### WOMEN SHORT PROGRAM

Rank	Name	Nation	Starting Number	Total Segment Score	Total Element Score	Total Program Component Score (factored)						Total Deductions			
10	Seoyeong WI	KOR	1	58.55	32.80	26.75						-1.00			
#	Executed Elements	Info	Base Value	GOE	J1	J2	J3	J4	J5	J6	J7	J8	J9	Ref.	Scores of Panel
1	3Lz+3T		10.10	1.18	2	2	2	2	2	1	3	1	3		11.28
2	2A		3.30	0.66	2	2	2	2	2	2	2	1	2		3.96
3	FCSp4		3.20	0.37	1	1	1	2	2	0	0	2	1		3.57
4	3Lo<	F	4.31	x -1.96	-5	-5	-5	-5	-5	-5	-5	-5	-5		2.35
5	CCoSp4		3.50	0.70	1	2	2	2	2	2	2	3	2		4.20
6	SSp4		2.50	0.54	2	2	2	2	3	1	3	2	2		3.04
7	StSq4		3.90	0.50	1	2	0	2	2	1	1	2	0		4.40
			<b>30.81</b>												<b>32.80</b>
Program Components				Factor											
Composition				1.33	6.50	6.50	5.75	7.25	6.50	7.25	6.50	7.00	7.00	6.75	
Presentation				1.33	6.25	6.50	5.50	7.00	7.00	7.00	6.25	7.00	5.25	6.50	
Skating Skills				1.33	6.75	6.50	6.25	7.25	7.00	7.50	6.75	7.25	6.50	6.86	
<b>Judges Total Program Component Score (factored)</b>													<b>26.75</b>		
<b>Deductions:</b>				Falls	-1.00 (1)								<b>-1.00</b>		

Rank	Name	Nation	Starting Number	Total Segment Score	Total Element Score	Total Program Component Score (factored)						Total Deductions			
11	Clare SEO	USA	3	58.14	30.82	28.32						-1.00			
#	Executed Elements	Info	Base Value	GOE	J1	J2	J3	J4	J5	J6	J7	J8	J9	Ref.	Scores of Panel
1	3Lzq	F	5.90	-2.95	-5	-5	-5	-5	-5	-5	-5	-5	-5		2.95
2	2A		3.30	0.61	2	3	1	2	2	1	2	2	2		3.91
3	FCSp4		3.20	0.64	2	2	1	3	3	1	1	3	2		3.84
4	3Lo+2T		6.82	x 0.28	1	1	1	1	0	0	-1	0	2		7.10
5	StSq4		3.90	0.78	2	2	2	2	2	1	2	3	2		4.68
6	CCoSp4		3.50	1.10	2	3	4	4	3	1	3	3	4		4.60
7	LSp4		2.70	1.04	4	4	4	4	4	2	5	3	4		3.74
			<b>29.32</b>												<b>30.82</b>
Program Components				Factor											
Composition				1.33	7.00	7.00	6.75	7.25	7.00	7.25	7.25	7.00	7.25	7.11	
Presentation				1.33	6.50	7.00	6.75	7.00	7.00	7.50	7.00	7.25	7.50	7.07	
Skating Skills				1.33	7.00	6.75	6.50	7.50	7.00	7.50	7.25	7.00	7.25	7.11	
<b>Judges Total Program Component Score (factored)</b>													<b>28.32</b>		
<b>Deductions:</b>				Falls	-1.00 (1)								<b>-1.00</b>		

Rank	Name	Nation	Starting Number	Total Segment Score	Total Element Score	Total Program Component Score (factored)						Total Deductions			
12	Young YOU	KOR	9	56.21	27.56	28.65						0.00			
#	Executed Elements	Info	Base Value	GOE	J1	J2	J3	J4	J5	J6	J7	J8	J9	Ref.	Scores of Panel
1	3Lz+3T<	<	9.26	-1.35	-2	-2	-3	-2	-2	-3	-2	-2	-3		7.91
2	2A		3.30	0.75	2	3	3	2	2	2	2	2	3		4.05
3	FCSp4		3.20	0.50	1	1	2	2	2	0	1	2	2		3.70
4	LSp4		2.70	0.62	3	2	2	3	2	0	3	3	1		3.32
5	1F*	*	0.00	x 0.00	-	-	-	-	-	-	-	-	-		0.00
6	StSq4		3.90	0.78	2	2	2	2	2	2	2	3	1		4.68
7	CCoSp3		3.00	0.90	3	2	3	4	3	2	3	4	3		3.90
			<b>25.36</b>												<b>27.56</b>
Program Components				Factor											
Composition				1.33	7.25	7.00	5.25	7.75	7.00	7.50	6.50	7.50	6.75	7.07	
Presentation				1.33	6.50	7.50	5.75	7.75	7.25	7.75	6.75	7.75	6.25	7.11	
Skating Skills				1.33	7.50	7.25	7.00	7.50	7.50	7.75	7.00	7.50	7.25	7.36	
<b>Judges Total Program Component Score (factored)</b>													<b>28.65</b>		
<b>Deductions:</b>													<b>0.00</b>		



# 2023 Humana Skate America

October 20 - 22, 2023 Allen, TX / USA



## JUDGES DETAILS PER SKATER

### WOMEN SHORT PROGRAM

Legend:						
#	Sequence number	GOE	Grade of Execution	Jx	Judges (x=1-9)	Ref. Referee
*	Invalid element	<	Under-rotated jump	x	Credit for highlight distribution, base value multiplied by 1.1	
!	Not clear edge	F	Fall	q	Jump landed on the quarter	





# 2023 Humana Skate America

October 20 - 22, 2023 Allen, TX / USA



## RESULTS

### WOMEN FREE SKATING

Pl.	Name	Nation	Total Segment Score
1	Loena HENDRICKX	BEL	145.36
2	Isabeau LEVITO	USA	138.08
3	Hana YOSHIDA	JPN	131.58
4	Niina PETROKINA	EST	129.53
5	Amber GLENN	USA	118.18
6	Mone CHIBA	JPN	113.55
7	Ekaterina KURAKOVA	POL	113.30
8	Mana KAWABE	JPN	106.18
9	Xiangyi AN	CHN	105.66
10	Clare SEO	USA	105.63
11	Young YOU	KOR	101.15
12	Seoyeong WI	KOR	97.47

**Ms. Anne CAMMETT, ISU**  
Referee

**Ms. Emilie BILLOW, ISU**  
Technical Controller

## JUDGES DETAILS PER SKATER

### WOMEN FREE SKATING

Rank	Name	Nation	Starting Number	Total Segment Score	Total Element Score	Total Program Component Score (factored)						Total Deductions				
1	Loena HENDRICKX	BEL	12	145.36	72.42	72.94						0.00				
#	Executed Elements	Info	Base Value	GOE	J1	J2	J3	J4	J5	J6	J7	J8	J9	Ref.	Scores of Panel	
1	3Lz+3Tq	q	10.10	-0.08	-1	0	0	-1	0	1	-1	1	0		10.02	
2	2A		3.30	0.75	3	2	2	2	2	2	2	3	3		4.05	
3	3F		5.30	1.44	3	3	3	2	3	3	3	2	2		6.74	
4	2A		3.30	0.85	3	2	3	2	2	3	3	2	3		4.15	
5	CCoSp4		3.50	1.20	4	2	3	4	3	4	3	3	4		4.70	
6	ChSq1		3.00	1.50	3	3	3	3	3	3	3	2	4		4.50	
7	3Lz+2T		7.92	x 1.35	3	2	3	2	2	2	2	2	3		9.27	
8	3F+2T+2Lo		9.13	x 0.68	1	1	2	1	1	2	1	3	1		9.81	
9	3S		4.73	x 0.92	2	1	3	2	2	3	2	2	2		5.65	
10	FCCoSp4		3.50	1.05	3	2	4	3	3	3	3	4	2		4.55	
11	StSq4		3.90	1.34	3	4	4	3	2	4	3	3	4		5.24	
12	LSp4		2.70	1.04	4	4	4	2	4	4	4	3	4		3.74	
			<b>60.38</b>												<b>72.42</b>	
Program Components				Factor												
Composition				2.67	9.25	9.00	9.00	9.00	9.25	9.50	9.25	9.00	9.00	9.25		9.14
Presentation				2.67	8.75	9.00	9.50	9.25	9.50	9.25	9.00	9.00	9.00	9.00		9.14
Skating Skills				2.67	9.00	8.75	9.00	9.25	9.50	9.25	8.75	8.75	9.25			9.04
<b>Judges Total Program Component Score (factored)</b>														<b>72.94</b>		
<b>Deductions:</b>														<b>0.00</b>		
Rank	Name	Nation	Starting Number	Total Segment Score	Total Element Score	Total Program Component Score (factored)						Total Deductions				
2	Isabeau LEVITO	USA	10	138.08	70.69	67.39						0.00				
#	Executed Elements	Info	Base Value	GOE	J1	J2	J3	J4	J5	J6	J7	J8	J9	Ref.	Scores of Panel	
1	3Lz+3T		10.10	1.18	2	0	2	1	2	3	2	3	2		11.28	
2	2A		3.30	0.75	3	2	3	2	3	2	2	2	2		4.05	
3	3F		5.30	1.21	3	2	2	2	2	2	3	3	2		6.51	
4	2A		3.30	0.75	4	2	3	2	2	2	3	2	2		4.05	
5	CCoSp3		3.00	1.07	4	3	4	3	3	4	3	4	4		4.07	
6	3Lz+1Eu+3S<	<	10.82	x -1.10	-2	-3	-1	-1	-1	-2	-3	-2	-2		9.72	
7	ChSq1		3.00	0.86	1	2	2	1	2	2	2	0	2		3.86	
8	3F+2T		7.26	x 0.91	1	2	3	1	2	2	0	2	2		8.17	
9	3Loq	q	5.39	x -0.28	-1	0	-1	-1	0	0	-1	-2	0		5.11	
10	FCSp4		3.20	1.10	4	3	3	4	4	3	4	3	3		4.30	
11	StSq4		3.90	1.17	3	3	3	2	3	3	3	3	3		5.07	
12	FCCoSp4		3.50	1.00	2	2	3	3	3	3	3	3	3		4.50	
			<b>62.07</b>												<b>70.69</b>	
Program Components				Factor												
Composition				2.67	8.50	8.75	8.25	8.25	8.50	8.75	8.50	8.50	8.50	8.50		8.46
Presentation				2.67	8.50	8.50	8.50	8.50	8.75	8.75	8.50	8.50	8.50	9.25		8.57
Skating Skills				2.67	8.25	8.25	8.00	8.25	8.50	8.50	8.00	8.25	7.75			8.21
<b>Judges Total Program Component Score (factored)</b>														<b>67.39</b>		
<b>Deductions:</b>														<b>0.00</b>		

## JUDGES DETAILS PER SKATER

### WOMEN FREE SKATING

Rank	Name	Nation	Starting Number	Total Segment Score	Total Element Score	Total Program Component Score (factored)						Total Deductions			
3	Hana YOSHIDA	JPN	4	131.58	72.76	58.82						0.00			
#	Executed Elements	Info	Base Value	GOE	J1	J2	J3	J4	J5	J6	J7	J8	J9	Ref.	Scores of Panel
1	3Aq	q	8.00	-3.43	-5	-4	-4	-5	-4	-5	-4	-4	-4		4.57
2	2A+3T		7.50	0.84	2	2	2	2	2	2	3	2	2		8.34
3	3Lo		4.90	0.91	3	2	1	2	2	1	3	2	1		5.81
4	FCCoSp4		3.50	0.55	1	1	0	2	2	2	1	2	2		4.05
5	3F		5.30	-0.15	1	0	-1	-1	0	-2	0	0	0		5.15
6	3Lz+3T		11.11	x 0.34	2	0	-1	1	1	1	1	1	-1		11.45
7	ChSq1		3.00	0.71	2	1	0	2	2	1	1	2	1		3.71
8	3Lz	x	6.49	0.93	3	2	0	1	2	2	3	1	0		7.42
9	3S+2A+2T+SEQ	x	9.79	0.25	1	1	0	0	1	0	1	2	0		10.04
10	CCoSp4		3.50	0.75	2	2	2	2	3	2	3	2	1		4.25
11	StSq4		3.90	1.00	3	3	2	3	2	3	2	3	1		4.90
12	SSp4		2.50	0.57	3	2	2	2	3	2	2	3	1		3.07
			<b>69.49</b>												<b>72.76</b>
Program Components				Factor											
Composition				2.67	7.75	7.50	6.25	7.75	7.25	8.00	6.75	7.50	5.75		7.25
Presentation				2.67	7.00	7.25	6.75	7.75	7.50	7.75	7.00	7.25	6.25		7.21
Skating Skills				2.67	7.50	7.50	7.00	8.00	7.75	8.00	7.50	7.50	7.25		7.57
<b>Judges Total Program Component Score (factored)</b>														<b>58.82</b>	
<b>Deductions:</b>											<b>0.00</b>				
Rank	Name	Nation	Starting Number	Total Segment Score	Total Element Score	Total Program Component Score (factored)						Total Deductions			
4	Niina PETROKINA	EST	9	129.53	66.57	62.96						0.00			
#	Executed Elements	Info	Base Value	GOE	J1	J2	J3	J4	J5	J6	J7	J8	J9	Ref.	Scores of Panel
1	2A+3T		7.50	0.36	1	1	1	0	1	1	1	1	0		7.86
2	3Lz+1Eu+3S		10.70	1.01	3	1	2	1	2	2	2	2	0		11.71
3	3F		5.30	1.14	3	2	2	1	2	2	3	1	3		6.44
4	3Loq	q	4.90	-0.63	-2	-2	-1	-2	-1	-1	0	-2	0		4.27
5	FCCoSp4		3.50	0.10	0	0	0	0	0	-3	1	3	1		3.60
6	3Lz	x	6.49	0.51	1	0	1	1	1	1	0	1	1		7.00
7	3F<+2T	<	6.09	x -0.97	-3	-2	-2	-2	-2	-2	-3	-3	-1		5.12
8	CCoSp4		3.50	0.60	2	1	3	2	2	1	2	2	1		4.10
9	StSq4		3.90	1.06	4	2	3	3	2	3	3	3	2		4.96
10	2A	x	3.63	0.71	3	2	2	2	2	2	3	2	2		4.34
11	LSp3		2.40	0.27	1	1	-1	2	0	1	2	3	1		2.67
12	ChSq1		3.00	1.50	3	3	3	2	3	3	4	3	3		4.50
			<b>60.91</b>												<b>66.57</b>
Program Components				Factor											
Composition				2.67	7.75	7.75	7.75	7.75	7.25	8.25	8.50	8.00	8.25		7.93
Presentation				2.67	8.00	8.00	7.75	8.00	7.50	8.00	8.25	7.75	7.50		7.86
Skating Skills				2.67	7.50	7.75	7.50	7.75	7.50	8.25	8.00	7.75	8.25		7.79
<b>Judges Total Program Component Score (factored)</b>														<b>62.96</b>	
<b>Deductions:</b>											<b>0.00</b>				

## JUDGES DETAILS PER SKATER

### WOMEN FREE SKATING

Rank	Name	Nation	Starting Number	Total Segment Score	Total Element Score	Total Program Component Score (factored)						Total Deductions			
5	Amber GLENN	USA	11	118.18	56.95	63.23						-2.00			
#	Executed Elements	Info	Base Value	GOE	J1	J2	J3	J4	J5	J6	J7	J8	J9	Ref.	Scores of Panel
1	3A		8.00	1.94	3	2	2	3	1	3	3	4	1		9.94
2	3F+3T		9.50	1.51	3	2	3	2	3	3	4	3	3		11.01
3	3Lo+2T		6.20	0.35	2	1	0	1	0	1	0	2	0		6.55
4	3S		4.30	-0.61	-2	-1	-1	-3	0	0	-3	-4	0		3.69
5	FSSp4		3.00	0.56	2	2	2	1	3	1	2	2	2		3.56
6	StSq4		3.90	1.06	3	3	3	3	2	1	2	3	3		4.96
7	3Lz<	F	5.19	x -2.36	-5	-5	-5	-5	-5	-5	-5	-5	-5		2.83
8	3F<	F	4.66	x -2.12	-5	-5	-5	-5	-5	-5	-5	-5	-5		2.54
9	1Lo		0.55	x -0.12	-2	-3	-2	-2	-2	-2	-5	0	-4		0.43
10	ChSq1		3.00	1.43	3	1	3	3	3	2	3	3	4		4.43
11	CCoSp3		3.00	0.69	1	1	3	2	3	2	2	3	3		3.69
12	LSp4		2.70	0.62	2	2	3	3	2	1	3	3	1		3.32
			<b>54.00</b>												<b>56.95</b>
Program Components				Factor											
Composition				2.67	8.50	7.50	7.75	7.75	8.00	7.75	8.00	8.50	7.75		7.93
Presentation				2.67	8.00	7.50	7.50	7.50	8.25	7.50	7.50	8.50	7.75		7.71
Skating Skills				2.67	8.50	7.50	7.75	7.75	8.25	8.00	8.00	8.50	8.00		8.04
<b>Judges Total Program Component Score (factored)</b>															<b>63.23</b>
<b>Deductions:</b>				Falls	-2.00 (2)									<b>-2.00</b>	

Rank	Name	Nation	Starting Number	Total Segment Score	Total Element Score	Total Program Component Score (factored)						Total Deductions				
6	Mone CHIBA	JPN	8	113.55	55.84	59.71						-2.00				
#	Executed Elements	Info	Base Value	GOE	J1	J2	J3	J4	J5	J6	J7	J8	J9	Ref.	Scores of Panel	
1	3F+3Tq	q	9.50	-0.15	0	0	-1	-1	0	0	0	-1	0		9.35	
2	2A		3.30	-1.23	-3	-4	-3	-4	-3	-4	-4	-4	-4		2.07	
3	3S<<	F	1.30	-0.65	-5	-5	-5	-5	-5	-5	-5	-5	-5		0.65	
4	CCoSp4		3.50	0.80	2	1	3	3	2	3	2	2	2		4.30	
5	3Lo		4.90	0.70	1	2	2	1	2	2	1	1	1		5.60	
6	ChSq1		3.00	1.14	4	2	3	2	2	2	2	3	2		4.14	
7	3F+2T+2Lo		9.13	x 0.30	1	0	2	0	1	0	0	1	1		9.43	
8	3Lz<	F	5.19	x -2.36	-5	-5	-5	-5	-5	-5	-5	-5	-5		2.83	
9	FCCoSp2V		1.88	-0.59	-3	-3	-3	-3	-3	-3	-4	-3	-5		1.29	
10	3Lz!<+2A+SEQ	<	8.82	x -1.21	-2	-3	-3	-2	-2	-2	-3	-3	-3		7.61	
11	StSq4		3.90	0.89	3	2	2	2	2	2	3	3	1		4.79	
12	LSp4		2.70	1.08	5	4	4	4	4	4	4	4	3		3.78	
			<b>57.12</b>												<b>55.84</b>	
Program Components				Factor												
Composition				2.67	7.75	7.50	7.00	7.75	7.25	7.50	7.25	7.75	6.25		7.43	
Presentation				2.67	7.75	7.50	7.50	7.50	7.50	7.50	7.50	6.75	7.75	6.50		7.43
Skating Skills				2.67	7.50	7.50	7.50	7.50	7.50	7.75	7.50	7.50	7.50	6.75		7.50
<b>Judges Total Program Component Score (factored)</b>															<b>59.71</b>	
<b>Deductions:</b>				Falls	-2.00 (2)									<b>-2.00</b>		

## JUDGES DETAILS PER SKATER

### WOMEN FREE SKATING

Rank	Name	Nation	Starting Number	Total Segment Score	Total Element Score	Total Program Component Score (factored)						Total Deductions				
7	Ekaterina KURAKOVA	POL	6	113.30	54.56	58.74						0.00				
#	Executed Elements	Info	Base Value	GOE	J1	J2	J3	J4	J5	J6	J7	J8	J9	Ref.	Scores of Panel	
1	3Lz+1Eu+3F<	<	10.64	-1.26	-3	-2	-2	-3	-1	-2	-3	-2	0		9.38	
2	3S		4.30	0.49	1	0	1	1	2	1	1	2	1		4.79	
3	3F!	!	5.30	-0.15	0	-1	0	0	-1	0	0	-1	1		5.15	
4	3T		4.20	0.66	2	2	2	1	1	2	2	1	1		4.86	
5	FCCoSp4		3.50	0.55	2	1	2	2	1	1	2	3	1		4.05	
6	3Lo<	<	4.31	-1.90	-5	-5	-4	-5	-4	-5	-5	-5	-5		2.41	
7	3Lo<+REP	<	3.02	x -0.95	-3	-2	-2	-3	-2	-3	-3	-2	-2		2.07	
8	2A+2A+SEQ		7.26	x 0.24	1	0	1	1	1	0	1	2	0		7.50	
9	LSp3		2.40	0.41	2	1	2	2	1	2	2	2	1		2.81	
10	StSq3		3.30	0.75	3	2	2	3	1	2	2	3	2		4.05	
11	ChSq1		3.00	0.93	3	1	2	2	1	2	2	2	2		3.93	
12	CCoSp3		3.00	0.56	2	1	2	2	2	2	2	2	1		3.56	
			<b>54.23</b>												<b>54.56</b>	
Program Components			Factor													
Composition			2.67	7.75	6.75	7.25	7.50	6.75	7.75	7.50	7.50	7.50	6.75	7.29		
Presentation			2.67	8.00	7.00	7.50	7.75	7.00	7.75	7.75	7.50	7.50	7.25	7.50		
Skating Skills			2.67	7.25	6.75	7.25	7.50	7.00	7.75	7.25	7.50	6.75	7.21			
<b>Judges Total Program Component Score (factored)</b>													<b>58.74</b>			
<b>Deductions:</b>											<b>0.00</b>					
Rank	Name	Nation	Starting Number	Total Segment Score	Total Element Score	Total Program Component Score (factored)						Total Deductions				
8	Mana KAWABE	JPN	7	106.18	50.11	58.07						-2.00				
#	Executed Elements	Info	Base Value	GOE	J1	J2	J3	J4	J5	J6	J7	J8	J9	Ref.	Scores of Panel	
1	2A+3T		7.50	0.90	3	2	2	2	2	3	2	2	2		8.40	
2	3Lz<	F	4.72	-2.36	-5	-5	-5	-5	-5	-5	-5	-5	-5		2.36	
3	3Lo		4.90	0.49	1	1	1	1	1	2	1	1	1		5.39	
4	2A+2T+2T		5.90	0.33	1	1	1	1	1	1	0	2	1		6.23	
5	FCSp4		3.20	0.55	3	1	2	2	2	1	2	2	1		3.75	
6	3Lz<+REP	F	3.63	x -2.36	-5	-5	-5	-5	-5	-5	-5	-5	-5		1.27	
7	3S		4.73	x 0.61	2	1	1	1	1	2	1	2	2		5.34	
8	3F!<	<	4.66	x -1.76	-5	-4	-5	-3	-3	-4	-5	-5	-3		2.90	
9	CCoSp3V		2.25	0.29	2	0	2	2	1	1	1	1	1		2.54	
10	SSp4		2.50	0.50	3	2	2	3	2	1	2	2	1		3.00	
11	StSq4		3.90	0.67	2	2	2	2	2	1	1	3	1		4.57	
12	ChSq1		3.00	1.36	5	2	3	4	3	2	2	3	2		4.36	
			<b>50.89</b>												<b>50.11</b>	
Program Components			Factor													
Composition			2.67	7.50	7.25	6.00	7.75	7.25	7.00	6.75	7.75	6.25	7.11			
Presentation			2.67	7.75	7.25	6.50	7.50	7.25	7.50	6.50	7.50	6.50	7.14			
Skating Skills			2.67	8.25	7.25	7.50	7.50	7.50	7.75	7.25	7.50	7.50	7.50			
<b>Judges Total Program Component Score (factored)</b>													<b>58.07</b>			
<b>Deductions:</b>											Falls -2.00 (2)					
											<b>-2.00</b>					

## JUDGES DETAILS PER SKATER

### WOMEN FREE SKATING

Rank	Name	Nation	Starting Number	Total Segment Score	Total Element Score	Total Program Component Score (factored)						Total Deductions			
9	Xiangyi AN	CHN	5	105.66	51.40	54.26						0.00			
#	Executed Elements	Info	Base Value	GOE	J1	J2	J3	J4	J5	J6	J7	J8	J9	Ref.	Scores of Panel
1	2A		3.30	0.19	0	1	0	1	1	1	0	2	0		3.49
2	3F<<	<<	1.80	-0.90	-5	-5	-5	-5	-5	-5	-5	-5	-5		0.90
3	3Loq	q	4.90	-0.63	-1	-2	-2	-1	-1	-1	-1	-2	-1		4.27
4	2F		1.80	0.08	1	1	0	0	0	1	1	0	0		1.88
5	FCSp3		2.80	0.76	2	3	2	3	3	3	3	3	2		3.56
6	ChSq1		3.00	0.07	0	-2	0	-1	-1	2	0	2	1		3.07
7	3S+3T+2T		10.78	x 0.43	2	2	0	0	1	2	0	2	0		11.21
8	2A+3T<	<	7.33	x -1.53	-4	-5	-4	-5	-4	-5	-5	-5	-4		5.80
9	3S+2T		6.16	x 0.49	2	1	0	1	1	2	0	2	1		6.65
10	StSq3		3.30	0.33	1	1	1	1	0	2	1	3	0		3.63
11	LSp3		2.40	0.24	1	-1	-1	1	2	2	3	2	0		2.64
12	CCoSp4		3.50	0.80	3	1	-1	2	2	2	4	4	2		4.30
			<b>51.07</b>												<b>51.40</b>
Program Components				Factor											
Composition				2.67	7.25	6.25	5.75	7.00	6.25	7.75	7.25	7.75	6.00		6.82
Presentation				2.67	6.50	6.50	6.00	7.00	6.25	7.50	7.25	7.50	5.75		6.71
Skating Skills				2.67	6.75	6.50	6.25	6.75	6.25	7.75	7.00	7.50	6.75		6.79
<b>Judges Total Program Component Score (factored)</b>													<b>54.26</b>		
Deductions:														0.00	
Costume/Prop violation					(1 of 10)										

Rank	Name	Nation	Starting Number	Total Segment Score	Total Element Score	Total Program Component Score (factored)						Total Deductions			
10	Clare SEO	USA	2	105.63	50.41	55.22						0.00			
#	Executed Elements	Info	Base Value	GOE	J1	J2	J3	J4	J5	J6	J7	J8	J9	Ref.	Scores of Panel
1	3Lzq+2T	q	7.20	-0.93	-2	-1	-2	-1	-1	-2	-2	-2	-1		6.27
2	1F		0.50	-0.01	-1	0	-1	0	0	0	0	0	-2		0.49
3	3S		4.30	-0.31	0	-1	-1	-1	0	-1	-1	1	-2		3.99
4	2A		3.30	0.52	2	2	1	2	1	2	1	2	1		3.82
5	CCoSp4		3.50	0.70	2	2	0	2	2	2	2	2	2		4.20
6	ChSq1		3.00	0.79	2	2	1	2	1	1	2	1	2		3.79
7	2A		3.63	x 0.33	1	1	0	1	0	2	2	2	0		3.96
8	3Lzq+2T	q	7.92	x -0.76	-1	-2	-2	-1	-1	-1	-1	-2	-1		7.16
9	3Loq	q	5.39	x -0.77	-1	-2	-2	-1	-2	-1	-2	-2	-1		4.62
10	FCCoSp4		3.50	0.65	1	1	3	3	2	2	2	1	2		4.15
11	StSq4		3.90	0.45	1	1	1	2	1	1	1	2	1		4.35
12	FCSp4		3.20	0.41	2	1	1	3	2	1	1	1	0		3.61
			<b>49.34</b>												<b>50.41</b>
Program Components				Factor											
Composition				2.67	6.75	7.25	6.25	7.50	6.75	7.25	6.00	7.25	6.25		6.82
Presentation				2.67	6.50	7.25	6.50	7.25	6.75	7.25	6.50	7.00	6.50		6.82
Skating Skills				2.67	7.00	7.00	6.75	7.25	7.00	7.50	7.00	7.25	6.50		7.04
<b>Judges Total Program Component Score (factored)</b>													<b>55.22</b>		
Deductions:														0.00	



## JUDGES DETAILS PER SKATER

### WOMEN FREE SKATING

Rank	Name	Nation	Starting Number	Total Segment Score	Total Element Score	Total Program Component Score (factored)	Total Deductions
11	Young YOU	KOR	1	101.15	49.12	53.03	-1.00

#	Executed Elements	Info	Base Value	GOE	J1	J2	J3	J4	J5	J6	J7	J8	J9	Ref.	Scores of Panel
1	3Lz		5.90	1.26	3	2	2	2	2	2	3	2	1		7.16
2	3Lzq+3T<	<	9.26	-2.19	-4	-3	-4	-4	-3	-4	-4	-4	-3		7.07
3	3Lo<		3.92	-0.50	-1	-1	-2	-1	-1	-1	-2	-2	-1		3.42
4	3S<	F	3.44	-1.72	-5	-5	-5	-5	-5	-5	-5	-5	-5		1.72
5	StSq2		2.60	0.07	1	-1	1	1	-1	0	0	1	0		2.67
6	3F!+2T+2Lo	!	9.13	x -0.53	-1	-1	-1	-1	0	-2	-1	-1	-1		8.60
7	FCSp3		2.80	0.16	1	0	0	1	1	1	0	1	0		2.96
8	1S		0.44	x -0.10	-2	-3	-2	-1	-1	-1	-5	-3	-5		0.34
9	2A		3.63	x 0.05	2	0	0	1	0	0	0	0	0		3.68
10	ChSq1		3.00	0.50	2	2	1	1	1	1	1	0	0		3.50
11	FCCoSp4		3.50	0.30	1	0	1	1	2	1	1	1	0		3.80
12	CCoSp4		3.50	0.70	2	2	0	3	2	1	3	2	2		4.20
			<b>51.12</b>												<b>49.12</b>
<b>Program Components</b>				<b>Factor</b>											
Composition				2.67	6.50	6.50	5.75	7.75	6.25	7.00	6.25	7.00	6.50		6.57
Presentation				2.67	6.00	6.75	5.75	7.50	6.50	7.00	6.25	6.75	5.50		6.43
Skating Skills				2.67	6.75	6.75	6.50	7.50	6.75	7.50	7.00	6.75	6.50		6.86
<b>Judges Total Program Component Score (factored)</b>															<b>53.03</b>

<b>Deductions:</b>	Falls	-1.00 (1)	<b>-1.00</b>
--------------------	-------	-----------	--------------

Rank	Name	Nation	Starting Number	Total Segment Score	Total Element Score	Total Program Component Score (factored)	Total Deductions
12	Seoyeong WI	KOR	3	97.47	49.19	50.28	-2.00

#	Executed Elements	Info	Base Value	GOE	J1	J2	J3	J4	J5	J6	J7	J8	J9	Ref.	Scores of Panel
1	3Lz+3Tq	q	10.10	-0.76	-1	-2	-2	-1	0	-1	-2	-2	0		9.34
2	3F		5.30	0.45	2	0	0	1	1	1	2	1	0		5.75
3	2A		3.30	0.57	2	2	1	2	2	1	2	2	1		3.87
4	3Lo		4.90	0.42	3	1	1	0	1	1	0	1	1		5.32
5	FCSp3		2.80	0.04	0	0	0	1	2	0	0	0	0		2.84
6	FCCoSp4		3.50	0.30	1	1	-1	2	2	-1	0	2	1		3.80
7	3F<<+REP	F	1.39	x -0.90	-5	-5	-5	-5	-5	-5	-5	-5	-5		0.49
8	3Lz<	F	5.19	x -2.36	-5	-5	-5	-5	-5	-5	-5	-5	-5		2.83
9	3Sq	q	4.73	x -0.86	-2	-2	-2	-2	-2	-1	-2	-2	-2		3.87
10	StSq4		3.90	0.11	0	0	1	0	1	0	-1	1	0		4.01
11	ChSq1		3.00	0.43	1	1	0	1	2	0	1	1	1		3.43
12	CCoSp3		3.00	0.64	2	2	2	2	2	2	3	3	2		3.64
			<b>51.11</b>												<b>49.19</b>
<b>Program Components</b>				<b>Factor</b>											
Composition				2.67	6.00	6.50	5.00	6.75	6.50	6.75	6.00	6.75	5.25		6.25
Presentation				2.67	5.25	6.25	5.25	6.50	6.75	6.75	5.75	6.50	5.00		6.04
Skating Skills				2.67	6.75	6.50	6.25	6.50	6.75	7.25	6.50	6.50	6.25		6.54
<b>Judges Total Program Component Score (factored)</b>															<b>50.28</b>

<b>Deductions:</b>	Falls	-2.00 (2)	<b>-2.00</b>
--------------------	-------	-----------	--------------

<b>Legend:</b>						
#	Sequence number	GOE	Grade of Execution	Jx	Judges (x=1-9)	Ref. Referee
<	Under-rotated jump	<<	Downgraded jump	x	Credit for highlight distribution, base value multiplied by 1.1	
!	Not clear edge	REP	Jump repetition	F	Fall	q Jump landed on the quarter



## CLOSING LETTER

On behalf of U.S. Figure Skating, it was a pleasure to host the 2023 Humana Skate America in Allen, Texas, October 20-22, 2023.

We wish all athletes and federations the very best in their season and thank you for joining us this week.

Sincerely,

A handwritten signature in black ink, appearing to read "Sam Auxier".

Sam Auxier

President, U.S. Figure Skating