



**Junior Grand Prix of Figure Skating 2023/24**

**PGE**  
**Solidarity Cup**

JUNIOR GRAND PRIX  
FIGURE SKATING **2023**



**PROTOCOL**



**JUNIOR GRAND PRIX OF FIGURE SKATING 2023 / 2024**  
**September 27 – 30, 2023 – Gdansk / POL**



# **Protocol**

of the

**ISU Junior Grand Prix of Figure Skating 2023/24**

**PGE Solidarity Cup 2023**

organized by

**Polish Figure Skating Association**

with the authorization of the

**International Skating Union**

held in

**Gdansk / POL**

**September 27 - 30, 2023**

The events of the  
ISU Junior Grand Prix of Figure Skating  
PGE Solidarity Cup 2023  
took place at the

**“Hala Olivia”**

an artificial and heated indoor ice surface.

Official OC Partner:





## International Skating Union (ISU)

**Council**  
**President:** Jae Youl Kim Republic of Korea

### 1st Vice President

Speed Skating: Tron Espeli Norway

### Vice President

Figure Skating: Benoit Lavoie Canada

### Members

Figure Skating: Patricia St. Peter USA  
 Tatsuro Matsumura Japan  
 Susanna Rahkamo Finland  
 György Elek Hungary  
 Maria Teresa Samaranch Spain

Speed Skating: Suwanna Silpa-Archa Thailand  
 Sergio Anesi Italy  
 Stoytcho G. Stoytchev Bulgaria  
 Alexander Kibalko Russia  
 Albert Hazelhoff Netherlands

Athletes Representative: Eric Radford Canada

Director General: Fredi Schmid Switzerland  
 Treasurer: Ulrich Linder Switzerland  
 Legal Advisors: Michael Geistlinger Austria

Figure Skating Technical Sports Director: vacant

Speed Skating Technical Sports Director: Hugo Herrnhof Italy

### Technical Committees

#### Single & Pair Skating

Chairperson: Fabio Bianchetti Italy  
 Members: Leena Laaksonen Finland  
 Yukiko Okabe Japan  
 Emilie Billow Sweden  
 Susan Lynch Australia  
 Appointed Skater: Cong Han China  
 Appointed Coach: Patrick Meier Switzerland

#### Ice Dance

Chairperson: Shawn Rettstatt USA  
 Members: Hilary Selby Great Britain  
 David Molina France  
 Ingrid Charlotte Wolter Germany  
 Appointed Skater: Kaitlyn Weaver Canada  
 Appointed Coach: Alper Uçar Türkiye

#### Synchronized Skating

Chairperson: Philippe Maitrot France  
 Members: Petra Tyrbo Sweden  
 Lois Long USA  
 Nina Bischoff Switzerland  
 Appointed Skater: Ida Hellström Finland  
 Appointed Coach: Cathy Dalton Canada

Official OC Partner:





## Time Schedule

Wednesday, September 27, 2023	10:00	Team Leaders Meeting
	11:00	Medical Meeting
	16:30	Referee & Technical Controller Meeting
	17:30	Judges Draw & Meeting
Thursday, September 28, 2023	10:30	JUNIOR WOMEN – Short Program
	15:35	JUNIOR PAIRS – Short Program
	18:10	JUNIOR MEN – Short Program
Friday, September 29, 2023	10:30	JUNIOR ICE DANCE – Rhythm Dance
	13:40	JUNIOR PAIRS – Free Skating
	16:30	JUNIOR WOMEN – Free Skating
		Victory Ceremonies – Junior Women Junior Pairs
Saturday, September 30, 2023	12:15	JUNIOR MEN – Free Skating
	16:15	JUNIOR ICE DANCE – Free Dance
		Victory Ceremonies – Junior Ice Dance Junior Men

Official OC Partner:





**Participating ISU Members and Entries**

Member		Junior Men	Junior Women	Junior Pairs	Junior Ice Dance	Total
Argentina	ARG	0	1	0	0	1
Australia	AUS	0	1	0	0	1
Austria	AUT	0	0	0	1	2
Azerbaijan	AZE	0	1	0	0	1
Belgium	BEL	0	1	0	0	1
Canada	CAN	1	1	2	2	10
China	CHN	1	2	2	1	9
Czech Republic	CZE	0	1	1	2	7
Denmark	DEN	1	1	0	0	2
Spain	ESP	1	1	1	1	6
Estonia	EST	0	1	0	0	1
Finland	FIN	1	1	0	1	4
France	FRA	0	0	0	1	2
Great Britain	GBR	1	1	1	1	6
Germany	GER	1	1	2	1	8
Greece	GRE	0	1	0	0	1
Italy	ITA	0	0	1	1	4
Japan	JPN	1	1	0	1	4
Republic of Korea	KOR	1	2	0	0	3
Latvia	LAT	1	1	0	0	2
Lithuania	LTU	1	1	0	0	2
Luxembourg	LUX	0	1	0	0	1
Mexico	MEX	1	1	0	1	4
Norway	NOR	1	1	0	0	2
Poland	POL	3	3	1	1	10
Serbia	SRB	0	1	0	0	1
Switzerland	SUI	2	1	0	1	5
Slovakia	SVK	1	1	1	0	4
Sweden	SWE	1	0	0	0	1
Thailand	THA	0	1	0	0	1
Chinese Taipei	TPE	1	0	0	0	1
Turkiye	TUR	1	1	0	0	2
Ukraine	UKR	1	1	1	1	6
United States of America	USA	1	1	0	2	6
		<b>24</b>	<b>33</b>	<b>13</b>	<b>19</b>	<b>121</b>
<b>Nations</b>		21	29	10	16	34

24/09/2023 14:35:46 UTC

Official OC Partner:





## ISU Event Officials

**ISU Assistant Event Manager** Mr. Hirohiko SASO

**ISU Regional Assistant Event Manager** Mr. Juri KONONOV

### **MEN**

Referee Ms. Lone VILLEFRANCE  
Technical Controller Ms. Raffaella LOCATELLI  
Technical Specialist Ms. Laura FERNANDEZ  
Technical Specialist Ms. Monika WAGNER-KUTINOVA  
Data Operator Ms. Anne FAGERSTRÖM  
Replay Operator Mr. Lorenzo MAGRI

### **WOMEN**

Referee Ms. Francoise DE RAPPARD  
Technical Controller Ms. Wendy ENZMANN  
Technical Specialist Ms. Christine ISAKSEN  
Technical Specialist Ms. Zuzana DRNZIKOVA  
Data Operator Mr. Lorenzo MAGRI  
Replay Operator Ms. Anne FAGERSTRÖM

### **PAIRS**

Referee Ms. Nicole LEBLANC-RICHARD  
Technical Controller Ms. Diana BARBACCI LEVY  
Technical Specialist Mr. Alexander KOENIG  
Technical Specialist Ms. Stephanie LAFLEUR MORIN  
Data Operator Ms. Anne FAGERSTRÖM  
Replay Operator Mr. Lorenzo MAGRI

### **ICE DANCE**

Referee Ms. Janis ENGEL  
Technical Controller Mr. Marcin KOZUBEK  
Technical Specialist Ms. Olga AKIMOVA  
Technical Specialist Mr. Benjamin BLUM  
Data Operator Mr. Lorenzo MAGRI  
Replay Operator Ms. Anne FAGERSTRÖM

Official OC Partner:





## ORGANIZING COMMITTEE

President of the PFSA and OC	Mr. Jacek Tascher
Vice-President of the PFSA and OC	Mr. Zenon Dagiel
OC Head	Mr. Jakub Wójcik
Local Event Coordinator	Mr. Piotr Nowak
Assistant Local Event Coordinator	Mr. Kamil Peteja
Hospitality	Ms. Ivetta Roczek
Accreditation and OC Office Head	Ms. Andrzej Gawarkiewicz
OC Office	Ms. Justyna Plutowska, Ms. Aleksandra Radnicka, Ms. Joanna Poręba, Ms Gabriela Zielińska, Ms. Karolina Kapitańska, Ms Wiesława Plutowska
Transportation	Mr. Konrad Woszczyński Mr. Marcin Czajka
Event Doping Control Coordinator	Mr. Marcin Międlarz
Medical Support	Mr. Arkadiusz Szeffler
Chief Medical Officer	Ms. Marta Gawrońska
Physiotherapist	Mr. Dawid Gadula
Volunteers	Ms. Katarzyna Dasiewicz
Announcers	Ms. Maja Tandecka, Ms. Magdalena Tascher, Ms. Agnieszka Paszulewicz, Ms. Izabela Zielenkiewicz

Official OC Partner:



## JUNIOR PAIRS

<b>Hala Olivia</b>	28 SEP 2023	15:35	Short Program
	29 SEP 2023	13:40	Free Skating

Size of Skating Arena:	30m*60m
Ice Conditions:	very good
Number of Entries:	13
Number of Participants:	13

Entry Withdrawn:

<b>Short Program</b>			
Duration:	2:40 +/- 10 seconds		
Segment Factor:	1.00		
<b>Program Component Factors:</b>	Composition		1.33
	Presentation		1.33
	Skating Skills		1.33

<b>Free Skating</b>			
Duration:	3:30 +/- 10 seconds		
Segment Factor:	1.00		
<b>Program Component Factors:</b>	Composition		2.67
	Presentation		2.67
	Skating Skills		2.67

### Official OC Partner:



**RESULTS**

**JUNIOR PAIRS**

Pl.	Name	Nation	Total Score	SP	FS
1	Ava KEMP / Yohnatan ELIZAROV	CAN	159.91	3	1
2	Violetta SIEROVA / Ivan KHOBTA	UKR	151.53	2	2
3	Jazmine DESROCHERS / Kieran THRASHER	CAN	136.95	1	5
4	Yixi YANG / Shunyang DENG	CHN	129.79	4	4
5	Irina NAPOLITANO / Edoardo COMI	ITA	129.45	6	3
6	Debora Anna COHEN / Lukas VOCHOZKA	CZE	123.77	5	6
7	Wenning SHI / Zhiyu WANG	CHN	120.60	7	7
8	Sonja LOEWENHERZ / Robert LOEWENHERZ	GER	117.06	8	8
9	Lucy HAY / Kyle McLEOD	GBR	113.93	9	9
10	Anastasia STEBLYANKA / Lukas GNEIDING	GER	109.98	11	10
11	Ines MOUDDEN / Alejandro Lazaro GARCIA	ESP	102.65	12	11
12	Nikola SITKOVA / Oliver KUBACAK	SVK	101.15	10	12
13	Wiktoria PACHA / Szymon DERECHOWSKI	POL	85.08	13	13

*Nicole LeBlanc-Richard*

**Ms. Nicole LEBLANC-RICHARD, ISU**  
Referee

*Diana Barbacci Levy*

**Ms. Diana BARBACCI LEVY, ISU**  
Technical Controller

<b>Legend:</b>				
<b>SP</b>	Short Program	<b>FS</b>	Free Skating	<b>Pl.</b> Place

**Official OC Partner:**

## RESULTS

### JUNIOR PAIRS SHORT PROGRAM

Pl.	Name	Nation	Total Segment Score
1	Jazmine DESROCHERS / Kieran THRASHER	CAN	55.24
2	Violetta SIEROVA / Ivan KHOBTA	UKR	54.51
3	Ava KEMP / Yohnatan ELIZAROV	CAN	54.25
4	Yixi YANG / Shunyang DENG	CHN	46.03
5	Debora Anna COHEN / Lukas VOCHOZKA	CZE	44.03
6	Irina NAPOLITANO / Edoardo COMI	ITA	43.49
7	Wenning SHI / Zhiyu WANG	CHN	42.00
8	Sonja LOEWENHERZ / Robert LOEWENHERZ	GER	41.24
9	Lucy HAY / Kyle McLEOD	GBR	41.22
10	Nikola SITKOVA / Oliver KUBACAK	SVK	40.01
11	Anastasia STEBLYANKA / Lukas GNEIDING	GER	37.50
12	Ines MOUDDEN / Alejandro Lazaro GARCIA	ESP	36.51
13	Wiktoria PACHA / Szymon DERECHOWSKI	POL	32.67



**Ms. Nicole LEBLANC-RICHARD, ISU**  
Referee



**Ms. Diana BARBACCI LEVY, ISU**  
Technical Controller

#### Official OC Partner:

## PANEL OF JUDGES

### JUNIOR PAIRS SHORT PROGRAM

#### Officials

Technical Controller	Ms. Diana BARBACCI LEVY	ISU
Technical Specialist	Mr. Alexander KOENIG	ISU
Technical Specialist	Ms. Stephanie LAFLEUR MORIN	ISU

#### Judges

Referee	Ms. Nicole LEBLANC-RICHARD	ISU
Judge No. 1	Ms. Jitka MOKRA	CZE
Judge No. 2	Mr. Daniel DELFA	ESP
Judge No. 3	Ms. Cynthia BENSON	CAN
Judge No. 4	Ms. Dana MITICKA	SVK
Judge No. 5	Ms. Alice CAVERZAGHI	ITA
Judge No. 6	Ms. Jinyi HU	CHN
Judge No. 7	Ms. Natalia KRUGLOVA	UKR
Judge No. 8	Ms. Lisa DAVIDSON	GBR
Judge No. 9	Ms. Viktorya SACHKOVA	POL

#### Data/Replay Operator

Data Operator	Ms. Anne FAGERSTRÖM	ISU
Replay Operator	Mr. Lorenzo MAGRI	ISU

#### Official OC Partner:

**JUDGES DETAILS PER SKATER**  
**JUNIOR PAIRS SHORT PROGRAM**

Rank	Name	Nation	Starting Number	Total Segment Score	Total Element Score	Total Program Component Score (factored)						Total Deductions				
1	Jazmine DESROCHERS / Kieran THRASHER	CAN	7	55.24	29.50	25.74						0.00				
#	Executed Elements	Info	Base Value	GOE	J1	J2	J3	J4	J5	J6	J7	J8	J9	Ref.	Scores of Panel	
1	3Tw2		5.40	0.54	0	-1	2	1	1	2	2	0	1		5.94	
2	2A		3.30	-0.42	0	-2	0	-2	-1	-2	-1	-1	-2		2.88	
3	3Li4		5.10	1.46	3	4	3	3	1	1	3	3	4		6.56	
4	2LoTh		2.80	0.00	0	1	0	0	-1	-1	0	1	0		2.80	
5	CCoSp4		3.50	-0.15	0	-1	0	-1	-1	0	0	-1	1		3.35	
6	StSq3		3.30	0.57	-1	3	1	3	2	1	2	1	2		3.87	
7	FiDs3		3.50	0.60	2	3	2	2	1	1	2	1	2		4.10	
			<b>26.90</b>												<b>29.50</b>	
Program Components			Factor													
Composition			1.33	6.25	7.25	6.75	7.25	6.25	5.75	6.50	6.00	6.25				6.46
Presentation			1.33	6.00	7.00	6.75	7.25	6.50	5.75	6.75	6.25	6.25				6.50
Skating Skills			1.33	5.75	7.25	6.50	7.00	6.25	5.50	6.50	6.25	6.50				6.39
<b>Judges Total Program Component Score (factored)</b>																<b>25.74</b>
<b>Deductions:</b>															<b>0.00</b>	

Rank	Name	Nation	Starting Number	Total Segment Score	Total Element Score	Total Program Component Score (factored)						Total Deductions				
2	Violetta SIEROVA / Ivan KHOBTA	UKR	8	54.51	29.33	25.18						0.00				
#	Executed Elements	Info	Base Value	GOE	J1	J2	J3	J4	J5	J6	J7	J8	J9	Ref.	Scores of Panel	
1	3Tw3		5.70	0.90	0	1	2	3	2	2	2	2	0		6.60	
2	2LoTh		2.80	0.68	3	4	2	3	3	2	2	2	1		3.48	
3	2Lz		2.10	0.03	0	0	1	1	0	0	0	0	0		2.13	
4	3Li4		5.10	1.24	2	3	3	3	1	2	3	2	2		6.34	
5	CCoSp4		3.50	0.10	1	0	1	1	-1	-2	2	0	0		3.60	
6	StSq2		2.60	0.33	2	2	1	2	1	0	2	0	1		2.93	
7	FiDs3		3.50	0.75	2	3	2	3	2	2	3	0	1		4.25	
			<b>25.30</b>												<b>29.33</b>	
Program Components			Factor													
Composition			1.33	6.25	6.75	6.75	7.00	6.00	6.00	6.75	5.50	6.25				6.39
Presentation			1.33	5.75	6.50	6.50	7.00	5.75	5.75	6.50	5.25	6.00				6.11
Skating Skills			1.33	6.50	6.75	6.75	6.75	6.00	5.75	7.00	5.50	6.50				6.43
<b>Judges Total Program Component Score (factored)</b>																<b>25.18</b>
<b>Deductions:</b>															<b>0.00</b>	

Rank	Name	Nation	Starting Number	Total Segment Score	Total Element Score	Total Program Component Score (factored)						Total Deductions				
3	Ava KEMP / Yohnatan ELIZAROV	CAN	4	54.25	30.22	24.03						0.00				
#	Executed Elements	Info	Base Value	GOE	J1	J2	J3	J4	J5	J6	J7	J8	J9	Ref.	Scores of Panel	
1	3Tw2		5.40	0.15	-1	2	1	3	2	-2	-3	1	-1		5.55	
2	2A		3.30	0.33	2	1	0	2	1	1	0	1	1		3.63	
3	2LoTh		2.80	0.72	3	4	2	3	3	1	3	3	1		3.52	
4	3Li4		5.10	0.87	3	4	2	3	0	-2	1	0	3		5.97	
5	FiDs3		3.50	0.45	2	3	1	2	1	1	1	0	1		3.95	
6	CCoSp4		3.50	-0.30	1	-1	0	-2	-1	-2	-1	0	-1		3.20	
7	StSq4		3.90	0.50	0	1	1	2	1	2	1	1	2		4.40	
			<b>27.50</b>												<b>30.22</b>	
Program Components			Factor													
Composition			1.33	6.00	6.25	5.75	6.25	6.25	5.50	5.75	6.00	6.00				6.00
Presentation			1.33	5.75	6.00	5.50	6.50	6.00	5.25	6.00	6.25	5.75				5.89
Skating Skills			1.33	6.25	7.00	5.50	6.50	6.50	5.75	6.00	6.25	6.00				6.18
<b>Judges Total Program Component Score (factored)</b>																<b>24.03</b>
<b>Deductions:</b>															<b>0.00</b>	

**Official OC Partner:**

**JUDGES DETAILS PER SKATER**  
**JUNIOR PAIRS SHORT PROGRAM**

Rank	Name	Nation	Starting Number	Total Segment Score	Total Element Score	Total Program Component Score (factored)						Total Deductions			
4	Yixi YANG / Shunyang DENG	CHN	9	46.03	25.84	21.19						-1.00			
#	Executed Elements	Info	Base Value	GOE	J1	J2	J3	J4	J5	J6	J7	J8	J9	Ref.	Scores of Panel
1	3Tw3		5.70	0.24	1	2	0	-3	0	0	2	0	0		5.94
2	2Lze<<	<<	0.48	-0.24	-5	-5	-5	-5	-5	-5	-5	-5	-5		0.24
3	2LoTh		2.80	0.60	2	3	1	2	2	2	2	3	2		3.40
4	3Li4		5.10	1.17	3	4	2	3	2	2	2	2	2		6.27
5	CCoSp4		3.50	-0.35	-1	0	1	-2	-2	0	0	-2	-2		3.15
6	StSq2		2.60	0.04	-1	0	0	0	1	-1	1	0	1		2.64
7	FiDs3		3.50	0.70	3	2	2	1	2	2	3	1	2		4.20
			<b>23.68</b>												<b>25.84</b>
Program Components			Factor												
Composition			1.33	5.50	6.25	4.75	5.00	5.50	5.00	6.00	5.75	5.25			5.43
Presentation			1.33	5.25	5.50	4.75	5.25	5.25	4.75	5.75	6.00	5.25			5.29
Skating Skills			1.33	5.00	5.00	4.50	4.75	6.00	5.00	6.00	5.75	5.00			5.21
<b>Judges Total Program Component Score (factored)</b>														<b>21.19</b>	
<b>Deductions:</b>			Time violation -1.00											<b>-1.00</b>	

Rank	Name	Nation	Starting Number	Total Segment Score	Total Element Score	Total Program Component Score (factored)						Total Deductions			
5	Debora Anna COHEN / Lukas VOCHOZKA	CZE	10	44.03	23.32	20.71						0.00			
#	Executed Elements	Info	Base Value	GOE	J1	J2	J3	J4	J5	J6	J7	J8	J9	Ref.	Scores of Panel
1	2Tw2		3.00	-0.94	-3	-3	-3	-3	-3	-3	-4	-4	-2		2.06
2	2A		3.30	0.28	1	1	1	1	1	1	1	0	0		3.58
3	2LoTh		2.80	0.08	0	1	1	1	0	0	0	-1	0		2.88
4	3Li3		4.70	0.27	1	1	1	1	0	0	0	0	1		4.97
5	FiDs2		3.20	0.14	1	1	0	0	-1	2	0	0	1		3.34
6	StSq3		3.30	0.19	1	1	0	2	0	0	1	0	1		3.49
7	FCCoSp4		3.50	-0.50	0	-1	0	-3	-2	-3	-1	-1	-2		3.00
			<b>23.80</b>												<b>23.32</b>
Program Components			Factor												
Composition			1.33	5.25	5.00	5.25	5.25	5.00	5.25	5.25	5.50	5.25	5.25	5.00	5.21
Presentation			1.33	5.00	5.50	4.75	5.50	4.75	5.00	5.25	5.25	5.25	4.75	5.07	
Skating Skills			1.33	5.50	5.00	5.00	5.50	5.25	5.25	5.50	5.50	5.50	5.00	5.29	
<b>Judges Total Program Component Score (factored)</b>														<b>20.71</b>	
<b>Deductions:</b>														<b>0.00</b>	

Rank	Name	Nation	Starting Number	Total Segment Score	Total Element Score	Total Program Component Score (factored)						Total Deductions			
6	Irina NAPOLITANO / Edoardo COMI	ITA	12	43.49	22.49	22.00						-1.00			
#	Executed Elements	Info	Base Value	GOE	J1	J2	J3	J4	J5	J6	J7	J8	J9	Ref.	Scores of Panel
1	2Tw3		3.20	0.46	1	1	1	2	2	2	0	2	1		3.66
2	2LoTh		2.80	0.56	2	3	1	2	3	1	1	3	2		3.36
3	3Li3		4.70	0.34	1	2	-1	2	1	0	0	0	1		5.04
4	2A<<	<<	1.10	-0.36	-4	-3	-5	-3	-3	-4	-3	-3	-3		0.74
5	CCoSp3		3.00	-0.69	-4	-2	-3	-2	-2	-3	-2	-2	1		2.31
6	StSq3		3.30	0.38	0	1	1	2	2	2	1	0	1		3.68
7	FiDs3		3.50	0.20	1	2	0	0	1	1	-1	0	1		3.70
			<b>21.60</b>												<b>22.49</b>
Program Components			Factor												
Composition			1.33	5.25	5.75	4.75	5.75	6.50	5.75	5.50	5.25	5.25			5.50
Presentation			1.33	5.50	6.00	5.00	5.75	6.25	5.50	5.50	5.50	5.50	5.50	5.61	
Skating Skills			1.33	5.00	6.00	5.25	5.50	6.25	6.00	5.00	5.25	5.00			5.43
<b>Judges Total Program Component Score (factored)</b>														<b>22.00</b>	
<b>Deductions:</b>			Time violation -1.00											<b>-1.00</b>	

**Official OC Partner:**

**JUDGES DETAILS PER SKATER**  
**JUNIOR PAIRS SHORT PROGRAM**

Rank	Name	Nation	Starting Number	Total Segment Score	Total Element Score	Total Program Component Score (factored)						Total Deductions			
7	Wenning SHI / Zhiyu WANG	CHN	13	42.00	22.62	20.38						-1.00			
#	Executed Elements	Info	Base Value	GOE	J1	J2	J3	J4	J5	J6	J7	J8	J9	Ref.	Scores of Panel
1	3Tw1		5.10	-2.04	-4	-4	-4	-5	-4	-3	-4	-4	-4		3.06
2	2A<	F	2.64	-1.32	-5	-5	-5	-5	-5	-5	-5	-5	-5		1.32
3	2LoTh		2.80	0.24	2	2	0	2	1	1	0	0	0		3.04
4	3Li4		5.10	0.73	1	3	1	2	2	2	2	0	0		5.83
5	FiDs3		3.50	-0.10	0	2	0	-1	0	-1	-1	0	0		3.40
6	StSq3		3.30	0.14	-1	0	0	2	1	1	1	0	0		3.44
7	CCoSp3		3.00	-0.47	-2	-2	-1	-2	-1	-1	-2	-2	-1		2.53
			<b>25.44</b>												<b>22.62</b>
Program Components			Factor												
Composition			1.33	5.00	5.75	4.75	6.25	5.25	5.75	4.75	5.25	4.75	5.25	4.75	5.21
Presentation			1.33	4.75	5.00	4.50	6.25	5.25	5.25	4.75	5.00	4.50	4.93		
Skating Skills			1.33	4.75	5.75	4.75	6.00	5.75	5.25	4.75	5.25	4.50	5.18		
<b>Judges Total Program Component Score (factored)</b>														<b>20.38</b>	
<b>Deductions:</b>			Falls -1.00 (1)											<b>-1.00</b>	

Rank	Name	Nation	Starting Number	Total Segment Score	Total Element Score	Total Program Component Score (factored)						Total Deductions			
8	Sonja LOEWENHERZ / Robert LOEWENHERZ	GER	11	41.24	21.77	19.47						0.00			
#	Executed Elements	Info	Base Value	GOE	J1	J2	J3	J4	J5	J6	J7	J8	J9	Ref.	Scores of Panel
1	2Tw3		3.20	0.23	1	2	1	1	0	0	-1	1	1		3.43
2	2A<<	<<	1.10	-0.55	-5	-5	-5	-5	-5	-5	-5	-4	-5		0.55
3	3Li4		5.10	0.00	0	2	0	0	0	-1	-1	0	1		5.10
4	2LoTh		2.80	0.24	1	2	1	0	0	1	0	2	1		3.04
5	FiDs2		3.20	0.18	0	1	1	-2	1	0	1	0	1		3.38
6	StSq3		3.30	-0.38	-2	0	-1	-2	-1	-2	-1	0	-1		2.92
7	CCoSp4		3.50	-0.15	0	2	0	-1	-1	-1	0	-1	0		3.35
			<b>22.20</b>												<b>21.77</b>
Program Components			Factor												
Composition			1.33	5.25	5.50	5.00	4.50	5.50	4.50	5.00	5.25	4.25	5.00	4.25	5.00
Presentation			1.33	4.75	5.75	4.50	4.50	5.25	4.25	4.75	5.00	4.00	4.71		
Skating Skills			1.33	5.25	6.00	5.00	4.25	5.25	4.50	5.00	5.25	4.00	4.93		
<b>Judges Total Program Component Score (factored)</b>														<b>19.47</b>	
<b>Deductions:</b>														<b>0.00</b>	

Rank	Name	Nation	Starting Number	Total Segment Score	Total Element Score	Total Program Component Score (factored)						Total Deductions			
9	Lucy HAY / Kyle McLEOD	GBR	5	41.22	21.22	20.00						0.00			
#	Executed Elements	Info	Base Value	GOE	J1	J2	J3	J4	J5	J6	J7	J8	J9	Ref.	Scores of Panel
1	2Tw2		3.00	-0.04	-3	1	0	0	0	-2	0	1	0		2.96
2	3Li3		4.70	-0.20	-2	0	0	-1	0	-1	0	-1	1		4.50
3	2Lz!	!	2.10	-0.39	-2	-3	-1	-2	-2	-2	-1	-2	-2		1.71
4	2LoTh		2.80	0.16	0	2	0	1	0	1	1	1	0		2.96
5	FiDs2		3.20	0.23	1	1	1	0	0	1	2	0	1		3.43
6	StSq2		2.60	0.15	0	1	1	1	0	0	1	0	1		2.75
7	CCoSp3		3.00	-0.09	-1	0	0	0	-1	0	0	-1	0		2.91
			<b>21.40</b>												<b>21.22</b>
Program Components			Factor												
Composition			1.33	5.25	5.00	5.25	5.00	5.00	4.75	5.25	4.50	5.25	4.50	5.07	
Presentation			1.33	5.25	4.75	5.00	4.75	4.75	4.50	5.25	4.50	5.00	4.86		
Skating Skills			1.33	5.00	5.00	5.00	5.25	5.25	5.00	5.50	4.75	5.25	5.11		
<b>Judges Total Program Component Score (factored)</b>														<b>20.00</b>	
<b>Deductions:</b>														<b>0.00</b>	

**Official OC Partner:**

**JUDGES DETAILS PER SKATER**  
**JUNIOR PAIRS SHORT PROGRAM**

Rank	Name	Nation	Starting Number	Total Segment Score	Total Element Score	Total Program Component Score (factored)						Total Deductions				
10	Nikola SITKOVA / Oliver KUBACAK	SVK	2	40.01	22.02	18.99						-1.00				
#	Executed Elements	Info	Base Value	GOE	J1	J2	J3	J4	J5	J6	J7	J8	J9	Ref.	Scores of Panel	
1	2A	F	3.30	-1.65	-5	-5	-5	-5	-5	-5	-5	-5	-5		1.65	
2	2Tw2		3.00	0.00	0	0	1	-3	-1	1	0	0	0		3.00	
3	3Li4		5.10	0.80	2	2	1	1	2	1	1	2	3		5.90	
4	2LoTh		2.80	0.00	0	0	1	-1	-1	0	1	0	0		2.80	
5	FiDs3		3.50	-0.20	-2	2	0	-2	-1	-1	-1	1	0		3.30	
6	StSq2		2.60	0.11	1	0	0	1	0	0	1	0	1		2.71	
7	CCoSp3		3.00	-0.34	-1	-1	-1	-2	-1	-2	-1	0	-1		2.66	
			<b>23.30</b>												<b>22.02</b>	
Program Components				Factor												
Composition				1.33	5.00	5.00	4.50	4.75	4.50	4.00	5.25	5.25	4.75			4.82
Presentation				1.33	4.50	4.75	4.00	4.75	4.25	4.25	5.25	5.00	4.50			4.57
Skating Skills				1.33	5.25	5.00	4.50	5.25	4.75	4.25	5.50	5.00	4.50			4.89
<b>Judges Total Program Component Score (factored)</b>																<b>18.99</b>
<b>Deductions:</b>				Falls	-1.00 (1)										<b>-1.00</b>	

Rank	Name	Nation	Starting Number	Total Segment Score	Total Element Score	Total Program Component Score (factored)						Total Deductions					
11	Anastasia STEBLYANKA / Lukas GNEIDING	GER	3	37.50	20.50	19.00						-2.00					
#	Executed Elements	Info	Base Value	GOE	J1	J2	J3	J4	J5	J6	J7	J8	J9	Ref.	Scores of Panel		
1	2Tw2		3.00	-0.77	-3	-3	-2	-2	-2	-3	-4	0	-3		2.23		
2	2Lzq	F	2.10	-1.05	-5	-5	-5	-5	-5	-5	-5	-5	-5		1.05		
3	3Li2		4.30	0.61	1	2	1	2	1	1	1	2	2		4.91		
4	2LoTh		2.80	0.12	1	1	0	1	0	-1	0	2	0		2.92		
5	FiDs1		2.90	0.33	1	2	0	2	0	2	0	2	1		3.23		
6	StSq2		2.60	0.11	0	2	0	1	0	1	0	0	1		2.71		
7	CCoSp4		3.50	-0.05	0	1	1	-2	-2	0	0	-1	1		3.45		
			<b>21.20</b>												<b>20.50</b>		
Program Components				Factor													
Composition				1.33	5.25	5.50	4.75	4.75	4.75	4.25	4.25	5.25	4.75			4.82	
Presentation				1.33	4.75	5.00	4.50	4.75	4.50	4.50	4.00	5.50	4.75			4.68	
Skating Skills				1.33	5.00	5.50	4.50	4.75	4.75	4.75	4.50	5.25	4.50			4.79	
<b>Judges Total Program Component Score (factored)</b>																<b>19.00</b>	
<b>Deductions:</b>				Time violation	-1.00	Falls	-1.00 (1)										<b>-2.00</b>

Rank	Name	Nation	Starting Number	Total Segment Score	Total Element Score	Total Program Component Score (factored)						Total Deductions				
12	Ines MOUDDEN / Alejandro Lazaro GARCIA	ESP	6	36.51	18.95	18.56						-1.00				
#	Executed Elements	Info	Base Value	GOE	J1	J2	J3	J4	J5	J6	J7	J8	J9	Ref.	Scores of Panel	
1	2Tw1		2.80	-0.08	-1	0	0	-1	0	0	-1	0	1		2.72	
2	3Li3		4.70	-0.34	-1	-1	0	0	-1	-1	-1	-1	1		4.36	
3	2Lz!	!	2.10	-0.66	-4	-4	-3	-3	-3	-3	-2	-3	-3		1.44	
4	2LoTh		2.80	0.20	0	1	1	0	0	1	1	2	1		3.00	
5	CCoSp3	F	3.00	-1.50	-5	-4	-5	-5	-5	-5	-5	-5	-5		1.50	
6	StSq2		2.60	-0.37	-3	-2	0	-2	-1	-1	-2	-2	0		2.23	
7	FiDs3		3.50	0.20	0	1	1	0	0	1	1	0	1		3.70	
			<b>21.50</b>												<b>18.95</b>	
Program Components				Factor												
Composition				1.33	4.75	5.00	4.50	4.50	5.00	4.75	4.50	4.25	5.00			4.71
Presentation				1.33	4.25	5.50	4.75	4.75	4.75	4.75	4.50	4.25	4.75			4.64
Skating Skills				1.33	4.00	4.50	4.75	4.50	4.75	4.50	4.75	4.50	5.00			4.61
<b>Judges Total Program Component Score (factored)</b>																<b>18.56</b>
<b>Deductions:</b>				Falls	-1.00 (1)										<b>-1.00</b>	

**Official OC Partner:**

**JUDGES DETAILS PER SKATER**  
**JUNIOR PAIRS SHORT PROGRAM**

Rank	Name	Nation	Starting Number	Total Segment Score	Total Element Score	Total Program Component Score (factored)						Total Deductions				
13	Wiktoria PACHA / Szymon DERECHOWSKI	POL	1	32.67	16.51	16.16						0.00				
#	Executed Elements	Info	Base Value	GOE	J1	J2	J3	J4	J5	J6	J7	J8	J9	Ref.	Scores of Panel	
1	2TwB		2.60	-0.63	-2	-1	-3	-4	-2	-3	-2	-2	-3		1.97	
2	2Aq	q	3.30	-1.56	-5	-4	-5	-5	-5	-4	-5	-4	-5		1.74	
3	2LoTh		2.80	-0.80	-4	-1	-3	-3	-3	-3	-3	-3	-2		2.00	
4	FiDs2		3.20	0.05	0	1	0	0	0	0	1	-1	0		3.25	
5	3Li2		4.30	-1.54	-5	-4	-4	-4	-4	-3	-3	-3	-2		2.76	
6	FCCoSp4		3.50	-0.20	0	0	0	0	-1	-1	-1	-2	-1		3.30	
7	StSq1		1.80	-0.31	-3	-2	-1	-2	-2	-2	-1	-1	-2		1.49	
			<b>21.50</b>												<b>16.51</b>	
Program Components			Factor													
Composition			1.33	4.00	4.50	4.25	4.25	4.25	4.00	4.50	3.50	4.00				4.18
Presentation			1.33	4.00	4.00	4.00	4.00	4.00	3.75	4.25	3.75	3.75				3.93
Skating Skills			1.33	3.50	3.50	4.00	4.50	4.50	4.00	4.50	3.75	4.00				4.04
<b>Judges Total Program Component Score (factored)</b>																<b>16.16</b>
<b>Deductions:</b>															<b>0.00</b>	

Legend:							
#	Sequence number	GOE	Grade of Execution	Jx	Judges (x=1-9)	Ref.	Referee
e	Wrong edge	<	Under-rotated jump	<<	Downgraded jump	!	Not clear edge
F	Fall	q	Jump landed on the quarter				

**Official OC Partner:**



## RESULTS

### JUNIOR PAIRS FREE SKATING

Pl.	Name	Nation	Total Segment Score
1	Ava KEMP / Yohnatan ELIZAROV	CAN	105.66
2	Violetta SIEROVA / Ivan KHOBTA	UKR	97.02
3	Irina NAPOLITANO / Edoardo COMI	ITA	85.96
4	Yixi YANG / Shunyang DENG	CHN	83.76
5	Jazmine DESROCHERS / Kieran THRASHER	CAN	81.71
6	Debora Anna COHEN / Lukas VOCHOZKA	CZE	79.74
7	Wenning SHI / Zhiyu WANG	CHN	78.60
8	Sonja LOEWENHERZ / Robert LOEWENHERZ	GER	75.82
9	Lucy HAY / Kyle McLEOD	GBR	72.71
10	Anastasia STEBLYANKA / Lukas GNEIDING	GER	72.48
11	Ines MOUDDEN / Alejandro Lazaro GARCIA	ESP	66.14
12	Nikola SITKOVA / Oliver KUBACAK	SVK	61.14
13	Wiktoria PACHA / Szymon DERECHOWSKI	POL	52.41



**Ms. Nicole LEBLANC-RICHARD, ISU**  
Referee



**Ms. Diana BARBACCI LEVY, ISU**  
Technical Controller

#### Official OC Partner:

## PANEL OF JUDGES

### JUNIOR PAIRS FREE SKATING

#### Officials

Technical Controller	Ms. Diana BARBACCI LEVY	ISU
Technical Specialist	Mr. Alexander KOENIG	ISU
Technical Specialist	Ms. Stephanie LAFLEUR MORIN	ISU

#### Judges

Referee	Ms. Nicole LEBLANC-RICHARD	ISU
Judge No. 1	Ms. Alice CAVERZAGHI	ITA
Judge No. 2	Mr. Daniel DELFA	ESP
Judge No. 3	Ms. Natalia KRUGLOVA	UKR
Judge No. 4	Ms. Jitka MOKRA	CZE
Judge No. 5	Ms. Dana MITICKA	SVK
Judge No. 6	Ms. Jinyi HU	CHN
Judge No. 7	Ms. Cynthia BENSON	CAN
Judge No. 8	Mr. Martin LIEBERS	GER
Judge No. 9	Ms. Lisa DAVIDSON	GBR

#### Data/Replay Operator

Data Operator	Ms. Anne FAGERSTRÖM	ISU
Replay Operator	Mr. Lorenzo MAGRI	ISU

#### Official OC Partner:

**JUDGES DETAILS PER SKATER**  
**JUNIOR PAIRS FREE SKATING**

Rank	Name	Nation	Starting Number	Total Segment Score	Total Element Score	Total Program Component Score (factored)						Total Deductions			
1	Ava KEMP / Yohnatan ELIZAROV	CAN	11	105.66	52.44	53.22						0.00			
#	Executed Elements	Info	Base Value	GOE	J1	J2	J3	J4	J5	J6	J7	J8	J9	Ref.	Scores of Panel
1	3Tw2		5.40	0.31	0	0	2	0	3	-1	2	-1	1		5.71
2	2A+1A+2T+SEQ		5.70	0.24	1	1	1	0	2	0	0	2	0		5.94
3	3S		4.30	0.37	1	1	2	1	1	0	0	3	0		4.67
4	BoDs2		4.00	0.63	1	2	1	2	3	1	1	3	1		4.63
5	3STh		4.40	1.13	2	3	3	3	3	1	3	2	2		5.53
6	3Li3		4.70	0.87	2	2	2	2	3	0	2	2	1		5.57
7	2LoTh		2.80	0.48	2	2	2	2	3	0	2	0	2		3.28
8	ChSq1		3.00	0.64	1	1	1	2	2	1	2	1	0		3.64
9	5RLi4		7.00	1.20	2	1	2	1	3	0	3	2	1		8.20
10	PCoSp4		4.50	0.77	3	2	1	1	2	1	2	3	0		5.27
			<b>45.80</b>												<b>52.44</b>
Program Components			Factor												
Composition			2.67	6.50	6.75	7.00	6.50	7.25	5.75	7.25	6.75	6.50			6.75
Presentation			2.67	6.00	6.75	7.00	6.00	7.25	6.00	6.75	6.75	6.25			6.50
Skating Skills			2.67	6.75	6.75	6.75	6.75	7.00	6.00	6.50	7.00	6.25			6.68
<b>Judges Total Program Component Score (factored)</b>														<b>53.22</b>	
<b>Deductions:</b>															<b>0.00</b>

Rank	Name	Nation	Starting Number	Total Segment Score	Total Element Score	Total Program Component Score (factored)						Total Deductions			
2	Violetta SIEROVA / Ivan KHOBTA	UKR	13	97.02	45.35	51.67						0.00			
#	Executed Elements	Info	Base Value	GOE	J1	J2	J3	J4	J5	J6	J7	J8	J9	Ref.	Scores of Panel
1	3Tw3		5.70	0.73	0	2	2	2	3	2	1	0	0		6.43
2	2S+2T+1A+SEQ		3.70	0.04	1	0	0	0	1	0	0	2	0		3.74
3	2LzTh		3.00	0.60	2	3	2	2	2	2	2	1	2		3.60
4	3Li4		5.10	0.80	1	2	2	2	2	1	3	1	1		5.90
5	ChSq1		3.00	0.50	0	2	1	1	2	1	1	-1	1		3.50
6	2LoTh		2.80	0.68	2	3	2	2	3	2	3	0	3		3.48
7	5ALi3		6.60	1.60	2	3	2	2	3	2	3	1	3		8.20
8	2Lz		2.10	-0.15	-1	0	0	-1	-1	-1	-1	-2	0		1.95
9	FiDs2		3.20	0.55	2	2	2	2	2	1	2	1	1		3.75
10	PCoSp3		4.00	0.80	2	2	2	2	2	1	2	3	2		4.80
			<b>39.20</b>												<b>45.35</b>
Program Components			Factor												
Composition			2.67	6.00	6.75	6.75	6.50	6.50	6.25	6.50	6.50	6.50	6.50	6.50	6.50
Presentation			2.67	5.75	6.50	6.75	6.00	6.50	5.75	5.75	6.25	6.25	6.75	6.21	
Skating Skills			2.67	6.50	6.75	6.75	6.50	6.75	6.25	6.75	6.75	6.75	6.50	6.64	
<b>Judges Total Program Component Score (factored)</b>														<b>51.67</b>	
<b>Deductions:</b>															<b>0.00</b>

**Official OC Partner:**

**JUDGES DETAILS PER SKATER**  
**JUNIOR PAIRS FREE SKATING**

Rank	Name	Nation	Starting Number	Total Segment Score	Total Element Score	Total Program Component Score (factored)						Total Deductions			
3	Irina NAPOLITANO / Edoardo COMI	ITA	8	85.96	39.71	46.25						0.00			
#	Executed Elements	Info	Base Value	GOE	J1	J2	J3	J4	J5	J6	J7	J8	J9	Ref.	Scores of Panel
1	2Tw2		3.00	0.51	2	2	1	2	2	2	1	2	1		3.51
2	3S<	<	3.44	-0.64	-2	-1	-2	-2	-2	-2	-2	-1	-2		2.80
3	5TLiB		4.60	0.33	1	1	1	1	2	0	1	-1	0		4.93
4	2STh		2.50	0.07	0	0	0	1	1	0	1	-1	0		2.57
5	3T<+2T+1A+SEQ	<	5.76	-0.77	-2	-2	-2	-4	-2	-3	-3	-2	-2		4.99
6	3Li3		4.70	0.07	1	1	0	0	2	0	0	-2	-1		4.77
7	2LoTh		2.80	0.44	2	2	2	1	2	1	1	1	2		3.24
8	ChSq1		3.00	0.86	2	2	1	2	2	2	2	1	0		3.86
9	FiDs3		3.50	0.40	1	3	0	1	2	1	2	1	-1		3.90
10	PCoSp4		4.50	0.64	1	2	1	1	3	1	2	2	0		5.14
			<b>37.80</b>												<b>39.71</b>
Program Components				Factor											
Composition				2.67	6.00	6.25	5.75	6.00	6.00	6.00	5.50	5.50	5.50		5.82
Presentation				2.67	5.75	6.00	5.75	5.75	6.00	6.00	5.50	5.75	5.50		5.79
Skating Skills				2.67	6.00	6.00	6.00	5.50	5.75	5.75	5.75	5.00	5.25		5.71
<b>Judges Total Program Component Score (factored)</b>														<b>46.25</b>	
<b>Deductions:</b>														<b>0.00</b>	

Rank	Name	Nation	Starting Number	Total Segment Score	Total Element Score	Total Program Component Score (factored)						Total Deductions			
4	Yixi YANG / Shunyang DENG	CHN	10	83.76	38.70	46.06						-1.00			
#	Executed Elements	Info	Base Value	GOE	J1	J2	J3	J4	J5	J6	J7	J8	J9	Ref.	Scores of Panel
1	3Tw3		5.70	0.98	2	2	2	1	0	2	1	2	2		6.68
2	3STh<<	F	2.50	-1.25	-5	-5	-5	-5	-5	-5	-5	-5	-5		1.25
3	2S		1.30	-0.39	-3	-4	-3	-3	-2	-2	-4	-4	-2		0.91
4	2T+1A+1A+SEQ		3.50	0.07	1	1	0	0	1	1	0	2	0		3.57
5	4Li4		5.10	1.24	2	4	2	2	3	1	3	3	2		6.34
6	PCoSp		0.00	0.00	-	-	-	-	-	-	-	-	-		0.00
7	2FTh		3.00	0.26	1	1	1	1	2	1	1	0	0		3.26
8	ChSq1		3.00	0.79	2	2	2	2	2	1	1	1	1		3.79
9	5RLi4		7.00	1.50	2	4	2	2	2	1	2	3	2		8.50
10	BoDs3		4.40	0.00	-1	2	0	0	2	0	-1	-1	0		4.40
			<b>35.50</b>												<b>38.70</b>
Program Components				Factor											
Composition				2.67	6.00	6.25	6.00	5.75	5.50	5.50	5.25	6.25	6.00		5.86
Presentation				2.67	5.50	6.00	5.75	5.50	5.75	5.50	5.00	5.75	5.75		5.64
Skating Skills				2.67	5.75	6.25	6.00	5.25	5.75	5.25	5.00	6.25	6.00		5.75
<b>Judges Total Program Component Score (factored)</b>														<b>46.06</b>	
<b>Deductions:</b>				Falls	-1.00 (1)									<b>-1.00</b>	

**Official OC Partner:**

**JUDGES DETAILS PER SKATER**  
**JUNIOR PAIRS FREE SKATING**

Rank	Name	Nation	Starting Number	Total Segment Score	Total Element Score	Total Program Component Score (factored)						Total Deductions				
5	Jazmine DESROCHERS / Kieran THRASHER	CAN	12	81.71	38.86	47.85						-5.00				
#	Executed Elements	Info	Base Value	GOE	J1	J2	J3	J4	J5	J6	J7	J8	J9	Ref.	Scores of Panel	
1	3Tw1		5.10	0.80	1	3	2	0	1	2	3	2	0		5.90	
2	2Aq	F	3.30	-1.65	-5	-5	-5	-5	-5	-5	-5	-5	-5		1.65	
3	5RLi4		7.00	1.40	2	2	2	1	3	2	2	2	2		8.40	
4	3STh	F	4.40	-2.20	-5	-5	-5	-5	-5	-5	-5	-5	-5		2.20	
5	BoDs3		4.40	0.19	1	2	0	0	2	0	0	0	0		4.59	
6	3Li4		5.10	1.24	2	3	2	2	3	1	3	3	2		6.34	
7	2LoTh		2.80	0.36	2	2	1	1	1	1	1	1	2		3.16	
8	2Lo+1A+SEQ	F	2.80	-0.85	-5	-5	-5	-5	-5	-5	-5	-5	-5		1.95	
9	ChSq1	F	3.00	-2.50	-5	-5	-5	-5	-5	-5	-5	-5	-5		0.50	
10	PCoSp3		4.00	0.17	0	0	0	-1	2	0	1	2	0		4.17	
			<b>41.90</b>												<b>38.86</b>	
Program Components			Factor													
Composition			2.67	5.75	5.50	6.00	6.25	6.25	5.75	7.00	6.25	6.25	6.07			
Presentation			2.67	5.50	5.50	5.75	5.25	6.50	5.25	6.25	6.00	5.75	5.71			
Skating Skills			2.67	6.00	5.75	6.50	6.00	7.00	5.75	6.25	6.25	6.25	6.14			
<b>Judges Total Program Component Score (factored)</b>													<b>47.85</b>			
<b>Deductions:</b>			Falls	-5.00 (5)										<b>-5.00</b>		

Rank	Name	Nation	Starting Number	Total Segment Score	Total Element Score	Total Program Component Score (factored)						Total Deductions				
6	Debora Anna COHEN / Lukas VOCHOZKA	CZE	9	79.74	36.50	44.24						-1.00				
#	Executed Elements	Info	Base Value	GOE	J1	J2	J3	J4	J5	J6	J7	J8	J9	Ref.	Scores of Panel	
1	2Tw2		3.00	-0.04	0	0	0	0	-2	0	0	0	-1		2.96	
2	2A+1A+SEQ		4.40	-0.24	0	0	1	0	-1	-1	-2	-2	-1		4.16	
3	2F		1.80	0.23	2	1	1	1	1	1	2	2	0		2.03	
4	2LoTh		2.80	0.44	2	2	1	2	2	0	1	1	2		3.24	
5	5SLi1		5.00	0.14	0	1	0	1	2	0	0	0	0		5.14	
6	FiDs2		3.20	-0.14	0	-1	0	0	0	0	-1	-2	-1		3.06	
7	2FTh		3.00	0.26	1	0	1	1	1	1	1	1	0		3.26	
8	ChSq1		3.00	0.64	0	3	1	2	3	1	1	1	0		3.64	
9	3Li4		5.10	-0.15	0	0	-1	0	2	0	0	-1	-1		4.95	
10	PCoSp3		4.00	0.06	0	0	0	0	2	-1	0	2	-1		4.06	
			<b>35.30</b>												<b>36.50</b>	
Program Components			Factor													
Composition			2.67	5.75	5.25	5.50	6.00	5.50	6.00	4.75	5.50	5.50	5.57			
Presentation			2.67	5.25	5.75	5.75	5.50	5.75	5.75	4.50	5.00	5.25	5.46			
Skating Skills			2.67	5.50	5.75	5.50	5.75	5.50	5.75	5.25	5.25	5.50	5.54			
<b>Judges Total Program Component Score (factored)</b>													<b>44.24</b>			
<b>Deductions:</b>			Time violation	-1.00										<b>-1.00</b>		

**Official OC Partner:**

**JUDGES DETAILS PER SKATER**  
**JUNIOR PAIRS FREE SKATING**

Rank	Name	Nation	Starting Number	Total Segment Score	Total Element Score	Total Program Component Score (factored)						Total Deductions			
7	Wenning SHI / Zhiyu WANG	CHN	7	78.60	37.52	41.08						0.00			
#	Executed Elements	Info	Base Value	GOE	J1	J2	J3	J4	J5	J6	J7	J8	J9	Ref.	Scores of Panel
1	2A<+1A+2T+SEQ	<	5.04	-0.75	-3	-2	-3	-4	-2	-4	-3	-1	-3		4.29
2	3Tw1		5.10	-1.24	-2	-1	-3	-3	-3	-2	-2	-3	-2		3.86
3	3S<<	<<	1.30	-0.48	-4	-4	-4	-4	-3	-3	-4	-5	-3		0.82
4	2LoTh		2.80	0.40	1	2	2	1	2	1	1	1	2		3.20
5	FiDs3		3.50	0.40	1	3	1	2	2	1	1	0	0		3.90
6	PCoSp2		3.50	-0.55	-2	-2	-2	-3	-1	-2	-1	-1	-1		2.95
7	5RLi3		6.60	0.47	1	1	0	0	2	0	1	1	1		7.07
8	ChSq1		3.00	-0.14	0	-1	0	0	2	0	-1	0	-1		2.86
9	2STh		2.50	0.46	2	2	2	2	2	1	1	2	2		2.96
10	3Li4		5.10	0.51	1	2	1	1	2	0	1	0	1		5.61
			<b>38.44</b>											<b>37.52</b>	
Program Components				Factor											
Composition				2.67	5.50	5.25	5.50	5.00	6.00	5.00	5.25	5.25	5.50		5.32
Presentation				2.67	5.00	5.00	5.25	4.25	6.25	4.75	4.50	4.75	5.25		4.93
Skating Skills				2.67	5.25	5.25	5.50	4.75	6.00	5.00	5.25	4.75	5.00		5.14
<b>Judges Total Program Component Score (factored)</b>														<b>41.08</b>	
<b>Deductions:</b>														<b>0.00</b>	

Rank	Name	Nation	Starting Number	Total Segment Score	Total Element Score	Total Program Component Score (factored)						Total Deductions			
8	Sonja LOEWENHERZ / Robert LOEWENHERZ	GER	5	75.82	35.73	41.09						-1.00			
#	Executed Elements	Info	Base Value	GOE	J1	J2	J3	J4	J5	J6	J7	J8	J9	Ref.	Scores of Panel
1	2Tw2		3.00	0.17	0	1	0	1	1	1	1	0	0		3.17
2	3Tq+COMBO	F	4.20	-2.10	-5	-5	-5	-5	-5	-5	-5	-5	-5		2.10
3	2LoTh		2.80	0.48	2	2	1	2	2	1	2	1	2		3.28
4	5SLi3		5.80	-0.08	-1	-1	0	0	0	0	0	0	0		5.72
5	2Lo		1.70	0.17	1	1	1	1	2	1	0	2	0		1.87
6	FiDs3		3.50	0.05	-1	1	0	0	0	-1	1	2	0		3.55
7	3Li4		5.10	-0.58	-2	0	-2	0	-2	-1	-1	-1	-1		4.52
8	2FTh		3.00	0.21	1	2	0	1	2	0	1	0	0		3.21
9	ChSq1		3.00	0.36	0	1	1	1	2	1	0	1	0		3.36
10	PCoSp4		4.50	0.45	1	2	0	1	1	1	1	2	0		4.95
			<b>36.60</b>											<b>35.73</b>	
Program Components				Factor											
Composition				2.67	5.00	5.50	5.25	5.50	5.00	4.75	5.50	5.25	5.25		5.25
Presentation				2.67	4.50	5.50	5.25	4.75	5.25	4.50	5.00	4.75	5.25		4.96
Skating Skills				2.67	5.00	5.75	5.25	5.00	5.25	4.75	5.25	5.00	5.50		5.18
<b>Judges Total Program Component Score (factored)</b>														<b>41.09</b>	
<b>Deductions:</b>				Falls	-1.00 (1)									<b>-1.00</b>	

**Official OC Partner:**

**JUDGES DETAILS PER SKATER**  
**JUNIOR PAIRS FREE SKATING**

Rank	Name	Nation	Starting Number	Total Segment Score	Total Element Score	Total Program Component Score (factored)						Total Deductions			
9	Lucy HAY / Kyle McLEOD	GBR	4	72.71	33.14	39.57						0.00			
#	Executed Elements	Info	Base Value	GOE	J1	J2	J3	J4	J5	J6	J7	J8	J9	Ref.	Scores of Panel
1	2Tw1		2.80	-0.32	-1	0	-2	0	-1	-2	-1	-2	-1		2.48
2	2Lz+1A+1A+SEQ		4.30	-0.06	-1	-1	0	0	0	0	0	1	-1		4.24
3	3Li3		4.70	-0.20	-1	-1	0	0	0	-2	0	0	-1		4.50
4	FiDs2		3.20	0.14	0	0	1	1	0	1	1	0	0		3.34
5	2Lo		1.70	-0.02	0	0	0	0	-1	0	0	-1	0		1.68
6	5TLiB		4.60	-0.20	-1	0	-1	0	-1	-1	0	0	0		4.40
7	2LoTh		2.80	0.28	0	2	1	1	2	0	1	1	1		3.08
8	ChSq1		3.00	0.29	-1	0	1	1	1	1	1	-2	1		3.29
9	2FTh		3.00	0.00	0	0	0	0	0	0	1	0	0		3.00
10	PCoSp3V		3.00	0.13	0	-1	0	1	1	0	1	1	0		3.13
			<b>33.10</b>											<b>33.14</b>	
Program Components				Factor											
Composition				2.67	4.75	5.25	5.25	4.75	5.50	4.50	5.25	5.00	5.00		5.04
Presentation				2.67	4.50	5.00	5.00	4.50	5.50	4.50	5.00	5.00	4.75		4.82
Skating Skills				2.67	4.75	5.00	5.25	4.50	5.25	4.50	5.25	4.75	5.25		4.96
<b>Judges Total Program Component Score (factored)</b>													<b>39.57</b>		
<b>Deductions:</b>												<b>0.00</b>			

Rank	Name	Nation	Starting Number	Total Segment Score	Total Element Score	Total Program Component Score (factored)						Total Deductions			
10	Anastasia STEBLYANKA / Lukas GNEIDING	GER	1	72.48	35.02	37.46						0.00			
#	Executed Elements	Info	Base Value	GOE	J1	J2	J3	J4	J5	J6	J7	J8	J9	Ref.	Scores of Panel
1	2Tw2		3.00	-0.47	-2	-2	-2	-2	1	-2	-2	0	-1		2.53
2	2T+2T		2.60	0.02	0	1	0	0	1	0	0	0	0		2.62
3	2Loq	q	1.70	-0.32	-2	-1	-2	-2	-2	-2	-2	-1	-2		1.38
4	5RLi3		6.60	0.00	-1	1	0	1	2	0	0	-2	-1		6.60
5	2LoTh		2.80	-0.52	-2	-2	-2	-2	-1	-1	-2	-2	-2		2.28
6	3Li4		5.10	0.36	1	1	0	1	2	0	1	1	-1		5.46
7	2STh		2.50	0.25	0	2	0	1	2	1	1	0	2		2.75
8	FiDs1		2.90	0.12	0	1	0	0	1	1	0	1	-1		3.02
9	ChSq1		3.00	0.43	1	2	0	0	2	1	1	1	-1		3.43
10	PCoSp4		4.50	0.45	1	2	0	1	2	1	1	1	0		4.95
			<b>34.70</b>											<b>35.02</b>	
Program Components				Factor											
Composition				2.67	4.75	5.25	4.25	4.50	5.50	4.25	5.25	5.00	4.25		4.75
Presentation				2.67	4.50	5.25	4.25	4.00	5.50	4.50	4.75	4.50	4.25		4.57
Skating Skills				2.67	4.75	5.75	4.25	4.50	5.25	4.25	5.00	4.75	4.50		4.71
<b>Judges Total Program Component Score (factored)</b>													<b>37.46</b>		
<b>Deductions:</b>												<b>0.00</b>			

**Official OC Partner:**

**JUDGES DETAILS PER SKATER**  
**JUNIOR PAIRS FREE SKATING**

Rank	Name	Nation	Starting Number	Total Segment Score	Total Element Score	Total Program Component Score (factored)							Total Deductions		
11	Ines MOUDDEN / Alejandro Lazaro GARCIA	ESP	2	66.14	29.90	36.24							0.00		
#	Executed Elements	Info	Base Value	GOE	J1	J2	J3	J4	J5	J6	J7	J8	J9	Ref.	Scores of Panel
1	2Lo+1A+SEQ		2.80	-0.24	-2	0	-2	0	-1	-3	-1	-2	-2		2.56
2	2TwB		2.60	-0.07	0	0	0	0	2	-1	0	-1	-2		2.53
3	5SLi1		5.00	-0.50	-1	-1	-1	-1	1	-2	0	-1	-2		4.50
4	2LoTh		2.80	0.16	1	1	0	1	2	0	0	0	1		2.96
5	3Li3		4.70	-1.21	-2	-2	-2	-2	-2	-3	-3	-4	-4		3.49
6	2FTh		3.00	0.43	2	1	1	1	2	1	1	2	2		3.43
7	ChSq1		3.00	0.14	1	1	0	1	2	-1	0	0	-1		3.14
8	2T		1.30	0.04	0	0	0	0	1	1	0	1	0		1.34
9	FiDs2		3.20	0.27	1	1	1	1	2	1	0	1	0		3.47
10	PCoSp2V		2.63	-0.15	1	0	-1	-1	0	-2	0	0	-2		2.48
			<b>31.03</b>												<b>29.90</b>
Program Components				Factor											
Composition				2.67	5.00	4.75	4.50	4.50	5.00	4.00	5.00	5.00	4.25		4.71
Presentation				2.67	4.50	5.00	4.25	4.25	5.00	4.25	4.50	4.75	4.00		4.50
Skating Skills				2.67	4.25	5.00	4.50	4.00	4.75	4.00	4.75	4.25	4.00		4.36
<b>Judges Total Program Component Score (factored)</b>															<b>36.24</b>
<b>Deductions:</b>															<b>0.00</b>

Rank	Name	Nation	Starting Number	Total Segment Score	Total Element Score	Total Program Component Score (factored)							Total Deductions		
12	Nikola SITKOVA / Oliver KUBACAK	SVK	6	61.14	28.39	35.75							-3.00		
#	Executed Elements	Info	Base Value	GOE	J1	J2	J3	J4	J5	J6	J7	J8	J9	Ref.	Scores of Panel
1	2A	F	3.30	-1.65	-5	-5	-5	-5	-5	-5	-5	-5	-5		1.65
2	2Tw3		3.20	0.14	1	-1	0	1	2	-2	1	2	-1		3.34
3	5RLi4		7.00	0.10	-1	0	0	1	2	0	0	1	-1		7.10
4	2S+SEQ	F	1.30	-0.65	-5	-5	-5	-5	-5	-5	-5	-5	-5		0.65
5	2LoTh	F	2.80	-1.40	-5	-5	-5	-5	-5	-5	-5	-5	-5		1.40
6	3Li2		4.30	-0.55	-1	-2	-1	-1	1	-1	-1	-2	-2		3.75
7	ChSq1		3.00	0.14	0	1	0	0	2	0	-1	2	-1		3.14
8	2FTh		3.00	-0.39	-2	-1	-1	0	-1	-1	-1	-2	-2		2.61
9	FiDs2		3.20	-0.55	-2	-2	-2	-1	-2	-1	-1	-2	-2		2.65
10	PCoSp2V		2.63	-0.53	-2	-2	-2	-2	-2	-2	-1	-3	-2		2.10
			<b>33.73</b>												<b>28.39</b>
Program Components				Factor											
Composition				2.67	4.75	3.75	4.50	5.00	5.25	4.25	4.50	5.00	4.25		4.61
Presentation				2.67	4.25	3.75	4.50	4.25	4.75	4.25	4.00	4.25	4.00		4.21
Skating Skills				2.67	4.75	4.00	5.00	4.75	5.50	4.50	4.50	4.25	4.25		4.57
<b>Judges Total Program Component Score (factored)</b>															<b>35.75</b>
<b>Deductions:</b> Falls -3.00 (3)															<b>-3.00</b>

**Official OC Partner:**



**JUDGES DETAILS PER SKATER**  
**JUNIOR PAIRS FREE SKATING**

Rank	Name	Nation	Starting Number	Total Segment Score	Total Element Score	Total Program Component Score (factored)						Total Deductions				
13	Wiktoria PACHA / Szymon DERECHOWSKI	POL	3	52.41	22.51	30.90						-1.00				
#	Executed Elements	Info	Base Value	GOE	J1	J2	J3	J4	J5	J6	J7	J8	J9	Ref.	Scores of Panel	
1	2TwB		2.60	-0.71	-2	-3	-4	-3	-2	-2	-4	-3	-2		1.89	
2	2Lz+1A+1A+SEQ		4.30	0.00	0	0	0	0	0	-1	-1	1	1		4.30	
3	2LoTh		2.80	-0.88	-3	-4	-3	-4	-3	-3	-3	-3	-2		1.92	
4	3Li1		3.90	-1.17	-3	-4	-2	-3	-3	-3	-3	-4	-2		2.73	
5	BiDs1		3.10	-0.13	-1	-1	0	0	-1	0	0	0	-1		2.97	
6	2Lz	F	2.10	-1.05	-5	-5	-5	-5	-5	-5	-5	-5	-5		1.05	
7	2FTh		3.00	-1.03	-4	-3	-4	-4	-3	-3	-4	-3	-3		1.97	
8	4Li		0.00	0.00	-	-	-	-	-	-	-	-	-		0.00	
9	ChSq1		3.00	-0.57	-1	-2	-2	-1	0	0	-1	-2	-1		2.43	
10	PCoSp2		3.50	-0.25	-1	-1	-1	-1	0	0	0	-3	-1		3.25	
			<b>28.30</b>												<b>22.51</b>	
Program Components			Factor													
Composition			2.67	4.00	3.25	3.75	3.50	4.25	4.25	4.25	4.50	4.00				4.00
Presentation			2.67	3.75	3.00	3.50	3.00	4.00	4.00	3.75	4.00	3.75				3.68
Skating Skills			2.67	4.25	3.25	3.75	3.25	4.50	4.50	3.75	3.75	4.00				3.89
<b>Judges Total Program Component Score (factored)</b>																<b>30.90</b>
<b>Deductions:</b>			Falls -1.00 (1)													<b>-1.00</b>

Legend:							
#	Sequence number	GOE	Grade of Execution	Jx	Judges (x=1-9)	Ref.	Referee
<	Under-rotated jump	<<	Downgraded jump	F	Fall	q	Jump landed on the quarter

**Official OC Partner:**

## JUNIOR WOMEN

<b>Hala Olivia</b>	28 SEP 2023	10:30	Short Program
	29 SEP 2023	16:30	Free Skating

Size of Skating Arena:	30m*60m
Ice Conditions:	very good
Number of Entries:	33
Number of Participants:	33

Entry Withdrawn:

<b>Short Program</b>			
Duration:	2:40 +/- 10 seconds		
Segment Factor:	1.00		
<b>Program Component Factors:</b>	Composition		1.33
	Presentation		1.33
	Skating Skills		1.33

<b>Free Skating</b>			
Duration:	3:30 +/- 10 seconds		
Segment Factor:	1.00		
<b>Program Component Factors:</b>	Composition		2.67
	Presentation		2.67
	Skating Skills		2.67

### Official OC Partner:

## RESULTS

### JUNIOR WOMEN

Pl.	Name	Nation	Total Score	SP	FS
1	Rena UEZONO	JPN	192.31	2	1
2	Minsol KWON	KOR	183.52	3	2
3	Seojin YOUN	KOR	176.31	1	6
4	Yihan WANG	CHN	176.30	6	3
5	Anthea GRADINARU	SUI	169.24	5	4
6	Sarah EVERHARDT	USA	168.69	4	5
7	Lulu LIN	CAN	147.82	7	9
8	Jana HORCICKOVA	CZE	147.65	13	7
9	Shiqi GAO	CHN	146.62	11	8
10	Maria Eliise KALJUVERE	EST	141.34	10	10
11	Kira BARANOVSKA	LAT	134.92	8	12
12	Olivia LENGYELOVA	SVK	133.65	17	11
13	Olesya RAY	GER	132.74	9	14
14	Gabriele JUSKAITE	LTU	129.97	12	13
15	Darja TRUBITSON	FIN	126.72	14	15
16	Alexa SEVERN	GBR	115.93	15	18
17	Aleksandra JANIKOWSKA	POL	114.02	18	17
18	Angelina ISMALONE	THA	112.69	26	16
19	Anastasiia VASYLCHENKO	UKR	111.95	19	19
20	SelmaSiri LARSEN	DEN	106.16	21	20
21	Anastasiia BEZUHLA	POL	102.65	25	21
22	Weronika FERLIN	POL	102.33	23	22
23	Luna SHIMOGAKI	AUS	101.06	20	25
24	Charlotte JENNES	BEL	100.91	22	23
25	Sabina ALIEVA	AZE	99.66	16	28
26	Celia Vandhana GARNACHO	ESP	95.82	28	24
27	Victoria TABE ARTASANCHEZ	MEX	92.88	27	26
28	Linnea KILSAND	NOR	87.35	24	31
29	Yagmur Derin KEVINC	TUR	84.44	29	29
30	Whitney FORD	GRE	82.88	32	27
31	Rebecca TOFT	LUX	80.76	31	30
32	Lilia VLASENKO	ARG	77.62	30	32
33	Dunja TRESNJIC	SRB	73.84	33	33



**Ms. Françoise de RAPPARD, ISU**  
Referee



**Ms. Wendy ENZMANN, ISU**  
Technical Controller

Legend:				
SP	Short Program	FS	Free Skating	Pl. Place

#### Official OC Partner:

## PANEL OF JUDGES

### JUNIOR WOMEN

#### Officials

Technical Controller	Ms. Wendy ENZMANN	ISU
Technical Specialist	Ms. Christine ISAKSEN	ISU
Technical Specialist	Ms. Zuzana DRNZIKOVA	ISU

#### Judges

Referee	Ms. Francoise de RAPPARD	ISU
Judge No. 1	Mr. Jerry HILGERT	LUX
Judge No. 2	Ms. Irina KOMARNICKA	LAT
Judge No. 3	Ms. Zivile MOCKUVIENE	LTU
Judge No. 4	Ms. Anastasia PAPAGIANNOPOULOU	GRE
Judge No. 5	Ms. Pimsan RATTANADILOK NA PHUKET	THA
Judge No. 6	Ms. Neda RAKOVIC	SRB
Judge No. 7	Ms. Hana BASOVA	SVK
Judge No. 8	Ms. Joanna DAROS-PAWLYTA	POL
Judge No. 9	Ms. Elizabeth ALEXANDRE	AUS

#### Data/Replay Operator

Data Operator	Mr. Lorenzo MAGRI	ISU
Replay Operator	Ms. Anne FAGERSTRÖM	ISU

#### Official OC Partner:

## RESULTS

### JUNIOR WOMEN SHORT PROGRAM

Pl.	Name	Nation	Total Segment Score
1	Seojin YOUN	KOR	68.96
2	Rena UEZONO	JPN	64.85
3	Minsol KWON	KOR	64.00
4	Sarah EVERHARDT	USA	60.19
5	Anthea GRADINARU	SUI	59.24
6	Yihan WANG	CHN	59.06
7	Lulu LIN	CAN	56.16
8	Kira BARANOVSKA	LAT	51.34
9	Olesya RAY	GER	50.30
10	Maria Eliise KALJUVERE	EST	49.75
11	Shiqi GAO	CHN	47.24
12	Gabriele JUSKAITE	LTU	47.19
13	Jana HORCICKOVA	CZE	46.17
14	Darja TRUBITSON	FIN	44.81
15	Alexa SEVERN	GBR	44.14
16	Sabina ALIEVA	AZE	42.93
17	Olivia LENGYELOVA	SVK	42.53
18	Aleksandra JANIKOWSKA	POL	41.48
19	Anastasiia VASYLCHENKO	UKR	41.10
20	Luna SHIMOGAKI	AUS	39.67
21	SelmaSiri LARSEN	DEN	37.57
22	Charlotte JENNES	BEL	37.40
23	Weronika FERLIN	POL	37.07
24	Linnea KILSAND	NOR	36.76
25	Anastasiia BEZUHLA	POL	36.28
26	Angelina ISMALONE	THA	35.38
27	Victoria TABE ARTASANCHEZ	MEX	34.98
28	Celia Vandhana GARNACHO	ESP	32.89
29	Yagmur Derin KEVINC	TUR	29.67
30	Lilia VLASENKO	ARG	28.02
31	Rebecca TOFT	LUX	28.00
32	Whitney FORD	GRE	26.14
33	Dunja TRESNJIC	SRB	24.98



**Ms. Françoise de RAPPARD, ISU**  
Referee



**Ms. Wendy ENZMANN, ISU**  
Technical Controller

#### Official OC Partner:

**JUDGES DETAILS PER SKATER**  
**JUNIOR WOMEN SHORT PROGRAM**

Rank	Name	Nation	Starting Number	Total Segment Score	Total Element Score	Total Program Component Score (factored)						Total Deductions				
1	Seojin YOUN	KOR	32	68.96	39.07	29.89						0.00				
#	Executed Elements	Info	Base Value	GOE	J1	J2	J3	J4	J5	J6	J7	J8	J9	Ref.	Scores of Panel	
1	3F+3T		9.50	1.14	2	1	2	3	1	3	2	2	3		10.64	
2	2A		3.30	0.80	4	3	3	2	3	2	2	2	2		4.10	
3	FSSp4		3.00	0.77	3	3	4	3	2	2	2	3	1		3.77	
4	3Lz	x	6.49	1.26	3	1	2	3	2	2	3	2	1		7.75	
5	StSq4		3.90	1.34	3	4	4	3	4	3	3	3	4		5.24	
6	CCoSp4		3.50	0.60	2	2	1	3	2	2	-1	1	2		4.10	
7	LSp4		2.70	0.77	3	0	3	4	3	3	5	2	2		3.47	
			<b>32.39</b>												<b>39.07</b>	
Program Components			Factor													
Composition			1.33	6.50	6.75	7.50	7.50	7.50	8.00	5.75	7.50	8.50			7.32	
Presentation			1.33	7.00	7.50	7.75	7.25	7.50	7.75	7.00	8.00	8.25			7.54	
Skating Skills			1.33	7.00	7.50	7.75	7.75	7.75	7.75	7.00	7.75	8.50			7.61	
<b>Judges Total Program Component Score (factored)</b>																<b>29.89</b>
<b>Deductions:</b>															<b>0.00</b>	

Rank	Name	Nation	Starting Number	Total Segment Score	Total Element Score	Total Program Component Score (factored)						Total Deductions				
2	Rena UEZONO	JPN	12	64.85	37.12	27.73						0.00				
#	Executed Elements	Info	Base Value	GOE	J1	J2	J3	J4	J5	J6	J7	J8	J9	Ref.	Scores of Panel	
1	2A		3.30	0.66	2	2	1	2	2	2	3	2	2		3.96	
2	3F+3Tq	q	9.50	-0.61	-1	-1	-1	-1	-2	0	-1	-2	-1		8.89	
3	LSp4		2.70	0.66	3	3	2	1	3	3	1	2	3		3.36	
4	3Lz	x	6.49	1.43	3	3	3	2	2	3	2	2	2		7.92	
5	FSSp4		3.00	0.77	3	3	3	3	2	3	2	2	1		3.77	
6	StSq4		3.90	1.17	3	3	3	3	4	4	3	2	2		5.07	
7	CCoSp4		3.50	0.65	3	1	2	3	2	2	2	1	1		4.15	
			<b>32.39</b>												<b>37.12</b>	
Program Components			Factor													
Composition			1.33	5.75	7.25	7.25	6.75	6.75	7.25	5.50	6.75	7.25			6.82	
Presentation			1.33	6.25	8.00	7.00	6.50	7.00	7.50	6.00	6.75	7.25			6.89	
Skating Skills			1.33	6.25	7.75	7.50	7.00	7.25	7.50	6.25	7.00	7.50			7.14	
<b>Judges Total Program Component Score (factored)</b>																<b>27.73</b>
<b>Deductions:</b>															<b>0.00</b>	

Rank	Name	Nation	Starting Number	Total Segment Score	Total Element Score	Total Program Component Score (factored)						Total Deductions				
3	Minsol KWON	KOR	31	64.00	35.49	28.51						0.00				
#	Executed Elements	Info	Base Value	GOE	J1	J2	J3	J4	J5	J6	J7	J8	J9	Ref.	Scores of Panel	
1	2A		3.30	0.61	2	2	2	1	2	2	2	2	1		3.91	
2	3Lz!	!	5.90	-0.25	-1	-1	1	0	0	0	-1	0	-1		5.65	
3	FSSp3		2.60	0.59	2	2	3	2	2	3	3	2	-2		3.19	
4	3F+3T	x	10.45	0.76	1	1	1	1	1	2	2	2	2		11.21	
5	StSq3		3.30	0.75	2	2	3	4	2	2	3	2	2		4.05	
6	LSp4		2.70	0.73	3	1	3	3	3	3	3	2	2		3.43	
7	CCoSp4		3.50	0.55	2	2	1	1	3	2	-1	1	2		4.05	
			<b>31.75</b>												<b>35.49</b>	
Program Components			Factor													
Composition			1.33	5.50	6.50	7.50	7.75	7.25	7.50	6.00	7.25	8.00			7.11	
Presentation			1.33	5.75	6.75	7.50	7.75	7.25	7.75	6.75	7.50	7.75			7.32	
Skating Skills			1.33	5.50	6.50	7.00	7.50	7.00	7.50	6.25	7.25	7.50			7.00	
<b>Judges Total Program Component Score (factored)</b>																<b>28.51</b>
<b>Deductions:</b>															<b>0.00</b>	

**Official OC Partner:**

**JUDGES DETAILS PER SKATER**  
**JUNIOR WOMEN SHORT PROGRAM**

Rank	Name	Nation	Starting Number	Total Segment Score	Total Element Score	Total Program Component Score (factored)						Total Deductions			
4	Sarah EVERHARDT	USA	24	60.19	34.17	26.02						0.00			
#	Executed Elements	Info	Base Value	GOE	J1	J2	J3	J4	J5	J6	J7	J8	J9	Ref.	Scores of Panel
1	3T+3Tq	q	8.40	-0.48	-1	-2	-1	-1	-1	-1	-1	-2	-1		7.92
2	2A		3.30	0.66	3	1	2	2	2	2	2	2	2		3.96
3	CCoSp4		3.50	0.80	2	2	2	3	2	3	3	2	2		4.30
4	3Lz	x	6.49	1.35	3	2	2	3	1	2	3	2	2		7.84
5	FSSp3		2.60	0.11	1	-2	0	3	0	2	2	0	-2		2.71
6	StSq3		3.30	0.71	2	0	2	2	2	4	3	2	2		4.01
7	LSp4		2.70	0.73	3	2	3	2	3	3	5	2	3		3.43
			<b>30.29</b>												<b>34.17</b>
Program Components			Factor												
Composition			1.33	5.50	5.00	5.75	7.25	6.25	8.00	5.75	6.75	8.00			6.46
Presentation			1.33	6.25	4.75	5.50	6.75	6.00	8.00	5.75	6.75	8.25			6.43
Skating Skills			1.33	6.00	5.50	6.00	7.25	6.50	8.00	6.00	7.00	8.00			6.68
<b>Judges Total Program Component Score (factored)</b>														<b>26.02</b>	
<b>Deductions:</b>															<b>0.00</b>

Rank	Name	Nation	Starting Number	Total Segment Score	Total Element Score	Total Program Component Score (factored)						Total Deductions			
5	Anthea GRADINARU	SUI	6	59.24	34.81	24.43						0.00			
#	Executed Elements	Info	Base Value	GOE	J1	J2	J3	J4	J5	J6	J7	J8	J9	Ref.	Scores of Panel
1	3F+3Lo		10.20	-0.61	-1	-2	-1	-1	-1	1	-1	-2	-1		9.59
2	2A		3.30	0.19	1	1	1	0	0	-1	1	1	0		3.49
3	LSp3		2.40	0.38	3	2	2	1	2	1	1	2	1		2.78
4	3Lz	x	6.49	0.84	1	2	1	2	2	1	1	2	1		7.33
5	FSSp4		3.00	0.47	2	2	0	2	1	2	1	2	1		3.47
6	StSq3		3.30	0.90	2	2	3	3	3	3	3	2	3		4.20
7	CCoSp4		3.50	0.45	2	2	-1	1	1	3	1	1	1		3.95
			<b>32.19</b>												<b>34.81</b>
Program Components			Factor												
Composition			1.33	5.50	6.00	6.00	6.25	6.00	6.00	5.00	5.75	7.75			5.93
Presentation			1.33	6.25	6.50	6.25	6.50	6.25	6.50	5.50	6.00	7.50			6.32
Skating Skills			1.33	6.25	6.25	5.75	6.00	6.00	6.25	5.50	6.25	7.25			6.11
<b>Judges Total Program Component Score (factored)</b>														<b>24.43</b>	
<b>Deductions:</b>															<b>0.00</b>

Rank	Name	Nation	Starting Number	Total Segment Score	Total Element Score	Total Program Component Score (factored)						Total Deductions			
6	Yihan WANG	CHN	8	59.06	33.97	25.09						0.00			
#	Executed Elements	Info	Base Value	GOE	J1	J2	J3	J4	J5	J6	J7	J8	J9	Ref.	Scores of Panel
1	2A		3.30	0.47	1	1	2	2	2	1	1	2	0		3.77
2	3F+2T		6.60	0.53	2	1	1	2	0	2	0	1	0		7.13
3	FSSp4		3.00	0.56	2	2	2	3	2	2	1	2	-2		3.56
4	3Lz	x	6.49	1.18	2	2	1	3	2	3	2	2	1		7.67
5	CCoSp4		3.50	0.95	3	2	3	4	3	3	3	2	2		4.45
6	StSq3		3.30	0.66	2	2	1	2	2	3	3	1	2		3.96
7	LSp3		2.40	1.03	5	4	4	5	4	4	5	4	3		3.43
			<b>28.59</b>												<b>33.97</b>
Program Components			Factor												
Composition			1.33	5.00	6.25	6.25	7.00	6.50	6.75	4.50	6.50	6.75			6.29
Presentation			1.33	5.50	6.25	6.00	6.25	6.25	7.25	5.50	6.25	6.25			6.11
Skating Skills			1.33	5.25	6.50	6.50	6.75	6.75	7.25	5.50	6.50	6.75			6.46
<b>Judges Total Program Component Score (factored)</b>														<b>25.09</b>	
<b>Deductions:</b>															<b>0.00</b>

**Official OC Partner:**

**JUDGES DETAILS PER SKATER**  
**JUNIOR WOMEN SHORT PROGRAM**

Rank	Name	Nation	Starting Number	Total Segment Score	Total Element Score	Total Program Component Score (factored)						Total Deductions				
7	Lulu LIN	CAN	20	56.16	30.23	25.93						0.00				
#	Executed Elements	Info	Base Value	GOE	J1	J2	J3	J4	J5	J6	J7	J8	J9	Ref.	Scores of Panel	
1	2A		3.30	0.47	3	1	1	1	2	2	2	1	1		3.77	
2	3Lz		5.90	0.84	2	1	1	1	1	3	2	1	2		6.74	
3	LSp3		2.40	0.58	3	2	3	2	2	3	3	2	2		2.98	
4	3Fq+2T	q	7.26	x -1.74	-3	-4	-4	-3	-4	-3	-3	-3	-3		5.52	
5	FSSp3		2.60	0.41	2	2	1	2	1	2	3	1	0		3.01	
6	StSq3		3.30	0.66	2	1	2	2	2	2	3	2	2		3.96	
7	CCoSp4		3.50	0.75	3	2	2	2	2	2	3	1	2		4.25	
			<b>28.26</b>												<b>30.23</b>	
Program Components			Factor													
Composition			1.33	5.75	5.50	6.50	6.50	6.25	7.50	5.75	6.75	7.50				6.43
Presentation			1.33	6.50	5.50	6.75	6.25	6.50	7.50	6.50	6.75	7.25				6.64
Skating Skills			1.33	6.25	5.00	6.50	6.50	6.25	7.75	6.00	6.50	7.00				6.43
<b>Judges Total Program Component Score (factored)</b>																<b>25.93</b>
<b>Deductions:</b>															<b>0.00</b>	

Rank	Name	Nation	Starting Number	Total Segment Score	Total Element Score	Total Program Component Score (factored)						Total Deductions				
8	Kira BARANOVSKA	LAT	19	51.34	29.01	22.33						0.00				
#	Executed Elements	Info	Base Value	GOE	J1	J2	J3	J4	J5	J6	J7	J8	J9	Ref.	Scores of Panel	
1	3Lz		5.90	1.35	2	3	2	3	1	4	2	2	2		7.25	
2	2A		3.30	-0.19	-1	-1	-1	0	0	-1	0	-1	0		3.11	
3	CCoSp3		3.00	0.56	2	3	1	2	1	3	2	2	1		3.56	
4	3S+2T	x	6.16	-0.31	-2	-1	-1	-1	0	0	0	-1	-1		5.85	
5	FSSp4		3.00	0.30	2	1	2	1	1	1	1	0	-2		3.30	
6	StSq3		3.30	-0.14	-1	0	-1	0	0	2	-1	-2	0		3.16	
7	LSp3		2.40	0.38	1	2	2	2	1	3	2	1	1		2.78	
			<b>27.06</b>												<b>29.01</b>	
Program Components			Factor													
Composition			1.33	5.25	5.00	5.25	6.25	5.25	7.50	4.25	5.75	6.00				5.54
Presentation			1.33	5.00	5.50	5.25	5.75	5.00	7.75	5.00	6.00	5.75				5.46
Skating Skills			1.33	4.75	5.25	5.75	6.00	5.50	8.00	5.00	6.25	6.75				5.79
<b>Judges Total Program Component Score (factored)</b>																<b>22.33</b>
<b>Deductions:</b>															<b>0.00</b>	

Rank	Name	Nation	Starting Number	Total Segment Score	Total Element Score	Total Program Component Score (factored)						Total Deductions				
9	Olesya RAY	GER	23	50.30	26.97	23.33						0.00				
#	Executed Elements	Info	Base Value	GOE	J1	J2	J3	J4	J5	J6	J7	J8	J9	Ref.	Scores of Panel	
1	3T+3T<	<	7.56	-0.90	-2	-3	-3	-1	-3	-1	-2	-3	0		6.66	
2	3Lz<<	<<	2.10	-0.96	-5	-4	-5	-4	-5	-4	-5	-5	-3		1.14	
3	CCoSp4		3.50	0.95	3	3	3	3	2	3	2	3	2		4.45	
4	2A	x	3.63	0.66	3	2	2	2	2	2	2	2	1		4.29	
5	FSSp3		2.60	0.45	1	1	2	3	1	3	2	0	2		3.05	
6	LSp4		2.70	0.81	4	2	3	4	2	4	3	2	3		3.51	
7	StSq3		3.30	0.57	0	2	2	2	1	3	1	1	3		3.87	
			<b>25.39</b>												<b>26.97</b>	
Program Components			Factor													
Composition			1.33	4.50	5.75	5.75	6.25	5.50	7.25	4.50	5.50	7.75				5.79
Presentation			1.33	4.50	6.00	5.50	6.00	5.25	7.25	4.75	5.75	7.50				5.79
Skating Skills			1.33	4.75	6.00	5.75	6.50	5.75	7.00	5.00	5.75	8.00				5.96
<b>Judges Total Program Component Score (factored)</b>																<b>23.33</b>
<b>Deductions:</b>															<b>0.00</b>	

**Official OC Partner:**



**JUDGES DETAILS PER SKATER**  
**JUNIOR WOMEN SHORT PROGRAM**

Rank	Name	Nation	Starting Number	Total Segment Score	Total Element Score	Total Program Component Score (factored)						Total Deductions			
10	Maria Eliise KALJUVERE	EST	10	49.75	26.86	23.89						-1.00			
#	Executed Elements	Info	Base Value	GOE	J1	J2	J3	J4	J5	J6	J7	J8	J9	Ref.	Scores of Panel
1	3F+3T<<	F	6.60	-2.65	-5	-5	-5	-5	-5	-5	-5	-5	-5		3.95
2	3Lz!	!	5.90	-0.08	0	0	0	0	0	1	0	-1	-1		5.82
3	CCoSp3		3.00	0.43	2	1	2	2	2	3	0	0	1		3.43
4	2A	x	3.63	0.71	3	2	2	2	2	2	3	2	1		4.34
5	StSq3		3.30	0.61	2	1	3	2	2	3	1	2	1		3.91
6	FSSp4		3.00	0.21	0	1	0	1	1	2	1	0	1		3.21
7	LSp2		1.90	0.30	2	2	1	1	2	2	0	1	2		2.20
			<b>27.33</b>												<b>26.86</b>
Program Components			Factor												
Composition			1.33	5.25	5.75	6.50	6.00	6.25	7.00	4.25	5.75	5.75			5.89
Presentation			1.33	5.75	6.25	6.75	6.25	6.25	7.25	4.75	6.00	5.75			6.14
Skating Skills			1.33	5.25	5.75	6.50	6.50	6.00	7.25	5.00	5.75	5.75			5.93
<b>Judges Total Program Component Score (factored)</b>															<b>23.89</b>
<b>Deductions:</b>			Falls	-1.00 (1)										<b>-1.00</b>	

Rank	Name	Nation	Starting Number	Total Segment Score	Total Element Score	Total Program Component Score (factored)						Total Deductions			
11	Shiqi GAO	CHN	30	47.24	24.12	25.12						-2.00			
#	Executed Elements	Info	Base Value	GOE	J1	J2	J3	J4	J5	J6	J7	J8	J9	Ref.	Scores of Panel
1	3Fq+COMBO	F	5.30	-2.65	-5	-5	-5	-5	-5	-5	-5	-5	-5		2.65
2	2A		3.30	0.61	2	1	2	2	2	2	1	2	2		3.91
3	CCoSp4		3.50	1.10	4	3	3	4	3	3	3	3	3		4.60
4	3Lz<<	F	2.31	-1.05	-5	-5	-5	-5	-5	-5	-5	-5	-5		1.26
5	FSSp4		3.00	0.56	2	2	2	3	2	2	1	1	2		3.56
6	StSq4		3.90	0.95	2	3	2	3	2	3	3	2	2		4.85
7	LSp3		2.40	0.89	3	4	4	4	3	5	5	2	3		3.29
			<b>23.71</b>												<b>24.12</b>
Program Components			Factor												
Composition			1.33	4.50	5.75	6.25	6.75	6.00	7.25	4.50	6.00	8.00			6.07
Presentation			1.33	5.25	6.25	6.50	6.25	6.50	7.75	5.50	6.00	7.75			6.39
Skating Skills			1.33	5.50	6.25	6.25	7.00	6.25	7.50	5.50	6.25	7.50			6.43
<b>Judges Total Program Component Score (factored)</b>															<b>25.12</b>
<b>Deductions:</b>			Falls	-2.00 (2)										<b>-2.00</b>	

Rank	Name	Nation	Starting Number	Total Segment Score	Total Element Score	Total Program Component Score (factored)						Total Deductions			
12	Gabriele JUSKAITE	LTU	17	47.19	26.45	20.74						0.00			
#	Executed Elements	Info	Base Value	GOE	J1	J2	J3	J4	J5	J6	J7	J8	J9	Ref.	Scores of Panel
1	3Lz		5.90	1.18	2	3	2	2	2	3	2	1	1		7.08
2	3F+2T		6.60	0.76	1	1	2	1	1	3	2	2	0		7.36
3	LSpB		1.20	0.19	3	-3	2	2	-1	3	2	2	1		1.39
4	2A	x	3.63	0.33	1	1	0	1	1	1	1	1	1		3.96
5	FSSp2		2.30	-0.13	-2	-2	-1	1	-1	2	2	-1	-2		2.17
6	StSq1		1.80	0.08	-1	0	1	0	0	2	1	1	0		1.88
7	CCoSp3V		2.25	0.36	2	1	2	2	1	4	2	1	1		2.61
			<b>23.68</b>												<b>26.45</b>
Program Components			Factor												
Composition			1.33	4.50	4.75	5.25	4.75	4.50	7.50	4.25	5.75	6.00			5.07
Presentation			1.33	4.50	5.00	5.00	4.50	4.00	7.50	4.75	6.00	5.75			5.07
Skating Skills			1.33	5.00	4.75	5.00	5.50	5.00	7.75	5.00	6.25	6.50			5.46
<b>Judges Total Program Component Score (factored)</b>															<b>20.74</b>
<b>Deductions:</b>															<b>0.00</b>

**Official OC Partner:**

**JUDGES DETAILS PER SKATER**  
**JUNIOR WOMEN SHORT PROGRAM**

Rank	Name	Nation	Starting Number	Total Segment Score	Total Element Score	Total Program Component Score (factored)						Total Deductions				
13	Jana HORCICKOVA	CZE	5	46.17	25.59	21.58						-1.00				
#	Executed Elements	Info	Base Value	GOE	J1	J2	J3	J4	J5	J6	J7	J8	J9	Ref.	Scores of Panel	
1	3Lz	F	5.90	-2.95	-5	-5	-5	-5	-5	-5	-5	-5	-5		2.95	
2	3T+2T		5.50	0.00	0	0	0	1	0	1	-1	0	-1		5.50	
3	2A		3.30	0.38	1	1	1	2	1	2	1	1	0		3.68	
4	FSSp4		3.00	0.43	1	1	2	2	1	2	3	1	1		3.43	
5	StSq2		2.60	0.45	1	0	2	2	1	3	2	2	2		3.05	
6	CCoSp4		3.50	0.70	3	1	2	1	2	3	2	2	2		4.20	
7	LSp3		2.40	0.38	2	0	2	2	2	2	1	2	0		2.78	
			<b>26.20</b>												<b>25.59</b>	
Program Components			Factor													
Composition			1.33	5.00	4.50	5.75	5.50	5.50	6.25	5.00	5.50	6.25				5.50
Presentation			1.33	5.25	4.75	6.00	5.25	6.00	6.50	4.75	5.50	6.00				5.54
Skating Skills			1.33	4.50	4.50	5.25	5.50	5.25	6.50	4.50	5.25	6.00				5.18
<b>Judges Total Program Component Score (factored)</b>																<b>21.58</b>
<b>Deductions:</b>			Falls -1.00 (1)											<b>-1.00</b>		

Rank	Name	Nation	Starting Number	Total Segment Score	Total Element Score	Total Program Component Score (factored)						Total Deductions				
14	Darja TRUBITSON	FIN	4	44.81	25.24	20.57						-1.00				
#	Executed Elements	Info	Base Value	GOE	J1	J2	J3	J4	J5	J6	J7	J8	J9	Ref.	Scores of Panel	
1	3T+3Tq	q	8.40	-0.42	-1	-1	-1	-1	-2	0	0	-2	-1		7.98	
2	3Lzq	q	5.90	-1.10	-2	-2	-2	-2	-2	0	-2	-2	-1		4.80	
3	CCoSp4		3.50	0.25	-2	2	-1	2	0	2	0	1	1		3.75	
4	2A	F	3.63	x -1.65	-4	-5	-5	-5	-5	-5	-5	-5	-5		1.98	
5	StSq3		3.30	0.19	-2	-2	1	2	-1	1	2	2	1		3.49	
6	LSpB		1.20	-0.19	-2	-3	-2	-1	-1	-1	-2	-2	0		1.01	
7	FSSp3		2.60	-0.37	-2	-2	-2	-1	-1	-1	-1	-2	1		2.23	
			<b>28.53</b>												<b>25.24</b>	
Program Components			Factor													
Composition			1.33	4.50	4.50	5.25	5.25	5.25	5.75	4.00	5.50	6.75				5.14
Presentation			1.33	4.50	4.50	5.25	5.00	5.00	6.50	4.00	5.25	6.25				5.11
Skating Skills			1.33	4.00	4.25	5.50	5.00	5.25	6.50	5.00	5.50	6.00				5.21
<b>Judges Total Program Component Score (factored)</b>																<b>20.57</b>
<b>Deductions:</b>			Falls -1.00 (1)											<b>-1.00</b>		

Rank	Name	Nation	Starting Number	Total Segment Score	Total Element Score	Total Program Component Score (factored)						Total Deductions				
15	Alexa SEVERN	GBR	13	44.14	24.24	19.90						0.00				
#	Executed Elements	Info	Base Value	GOE	J1	J2	J3	J4	J5	J6	J7	J8	J9	Ref.	Scores of Panel	
1	3S+2T		5.60	0.12	0	0	0	1	1	1	0	-1	0		5.72	
2	2Lz		2.10	0.18	2	1	1	1	1	1	0	1	0		2.28	
3	FSSp4		3.00	-0.09	-1	-1	0	0	0	0	0	0	-2		2.91	
4	2A		3.63	x -0.05	-1	0	0	0	0	-1	0	0	0		3.58	
5	LSp3		2.40	0.07	0	1	1	0	0	1	0	0	0		2.47	
6	StSq3		3.30	0.33	1	1	2	1	1	0	1	1	1		3.63	
7	CCoSp4		3.50	0.15	1	0	1	0	1	0	0	1	0		3.65	
			<b>23.53</b>												<b>24.24</b>	
Program Components			Factor													
Composition			1.33	4.75	4.75	5.25	5.25	5.00	4.00	4.00	5.00	5.75				4.86
Presentation			1.33	5.25	5.00	5.50	5.00	5.25	4.25	4.25	5.00	5.50				5.04
Skating Skills			1.33	5.00	5.50	5.00	5.50	5.25	4.25	4.50	4.75	5.75				5.07
<b>Judges Total Program Component Score (factored)</b>																<b>19.90</b>
<b>Deductions:</b>														<b>0.00</b>		

**Official OC Partner:**

**JUDGES DETAILS PER SKATER**  
**JUNIOR WOMEN SHORT PROGRAM**

Rank	Name	Nation	Starting Number	Total Segment Score	Total Element Score	Total Program Component Score (factored)						Total Deductions				
16	Sabina ALIEVA	AZE	9	42.93	24.26	18.67						0.00				
#	Executed Elements	Info	Base Value	GOE	J1	J2	J3	J4	J5	J6	J7	J8	J9	Ref.	Scores of Panel	
1	3Lz		5.90	-0.51	0	-1	-1	0	-1	-2	-1	-1	-1		5.39	
2	3Lo+2T		6.20	-0.42	0	-1	-3	0	0	-1	-1	-1	-2		5.78	
3	FSSp4		3.00	-0.47	-2	-3	-2	0	-2	0	-2	-1	-2		2.53	
4	2A		3.63	x 0.09	1	0	0	0	1	-1	1	0	0		3.72	
5	StSq3		3.30	0.38	1	1	2	1	1	0	2	1	1		3.68	
6	CCoSp3		3.00	-0.77	-2	-1	-3	-3	-2	-2	-3	-3	-3		2.23	
7	LSpB		1.20	-0.27	-2	-3	-2	-2	-2	-3	-3	-2	-2		0.93	
			<b>26.23</b>												<b>24.26</b>	
Program Components			Factor													
Composition			1.33	4.00	4.75	5.00	4.25	5.00	3.75	4.75	4.75	6.00			4.64	
Presentation			1.33	4.25	4.50	5.25	4.50	5.25	4.00	4.75	5.00	5.25			4.79	
Skating Skills			1.33	4.25	5.25	4.50	4.25	4.75	4.00	4.75	5.00	4.75			4.61	
<b>Judges Total Program Component Score (factored)</b>																<b>18.67</b>
<b>Deductions:</b>														<b>0.00</b>		

Rank	Name	Nation	Starting Number	Total Segment Score	Total Element Score	Total Program Component Score (factored)						Total Deductions				
17	Olivia LENGYELOVA	SVK	1	42.53	23.78	19.75						-1.00				
#	Executed Elements	Info	Base Value	GOE	J1	J2	J3	J4	J5	J6	J7	J8	J9	Ref.	Scores of Panel	
1	3F+COMBO	F	5.30	-2.65	-5	-5	-5	-5	-5	-5	-5	-5	-5		2.65	
2	2A		3.30	0.52	2	1	2	2	1	2	1	2	1		3.82	
3	FSSp4		3.00	0.21	1	0	1	1	0	2	1	1	0		3.21	
4	3Lzq	q	6.49	x -2.70	-5	-4	-5	-4	-5	-5	-4	-5	-4		3.79	
5	LSp4		2.70	0.19	2	1	0	0	1	0	1	1	1		2.89	
6	StSq3		3.30	0.42	2	1	1	1	1	2	2	1	0		3.72	
7	CCoSp4		3.50	0.20	1	1	0	0	1	1	1	0	0		3.70	
			<b>27.59</b>												<b>23.78</b>	
Program Components			Factor													
Composition			1.33	4.75	5.50	5.50	5.00	5.50	5.25	5.25	5.25	4.50			5.21	
Presentation			1.33	4.75	4.75	5.50	4.25	5.25	4.75	4.50	5.00	3.75			4.75	
Skating Skills			1.33	5.00	5.25	5.00	4.75	5.00	4.75	4.50	5.25	4.25			4.89	
<b>Judges Total Program Component Score (factored)</b>																<b>19.75</b>
<b>Deductions:</b>				Falls	-1.00 (1)										<b>-1.00</b>	

Rank	Name	Nation	Starting Number	Total Segment Score	Total Element Score	Total Program Component Score (factored)						Total Deductions				
18	Aleksandra JANIKOWSKA	POL	14	41.48	24.94	17.54						-1.00				
#	Executed Elements	Info	Base Value	GOE	J1	J2	J3	J4	J5	J6	J7	J8	J9	Ref.	Scores of Panel	
1	3T+2T		5.50	0.66	3	0	2	2	1	3	1	2	0		6.16	
2	3Lz		5.90	-0.93	-2	-1	-2	-1	-1	-2	-2	-1	-2		4.97	
3	CSp3		2.30	-0.20	-2	-1	-1	0	0	0	-2	-1	-1		2.10	
4	2A		3.63	x -0.85	-3	-2	-3	-3	-3	-2	-2	-3	-1		2.78	
5	StSq3		3.30	-0.33	-2	-2	0	-1	-1	-1	1	-1	-1		2.97	
6	CCoSp3		3.00	-0.04	-2	1	0	0	0	-1	0	0	0		2.96	
7	FSSp4		3.00	0.00	1	-1	1	-1	0	-1	0	1	0		3.00	
			<b>26.63</b>												<b>24.94</b>	
Program Components			Factor													
Composition			1.33	3.75	4.25	5.00	4.00	4.75	4.00	4.00	4.00	4.75	4.50			4.32
Presentation			1.33	3.75	4.25	4.75	3.75	4.50	4.00	4.50	4.75	4.25			4.29	
Skating Skills			1.33	4.25	4.25	5.25	4.25	5.00	4.25	4.50	5.00	4.75			4.57	
<b>Judges Total Program Component Score (factored)</b>																<b>17.54</b>
<b>Deductions:</b>				Time violation	-1.00										<b>-1.00</b>	

**Official OC Partner:**

**JUDGES DETAILS PER SKATER**  
**JUNIOR WOMEN SHORT PROGRAM**

Rank	Name	Nation	Starting Number	Total Segment Score	Total Element Score	Total Program Component Score (factored)						Total Deductions				
19	Anastasiia VASYLCHENKO	UKR	2	41.10	23.48	18.62						-1.00				
#	Executed Elements	Info	Base Value	GOE	J1	J2	J3	J4	J5	J6	J7	J8	J9	Ref.	Scores of Panel	
1	3Lz	F	5.90	-2.95	-5	-5	-5	-5	-5	-5	-5	-5	-5		2.95	
2	3Lo+2T		6.20	0.28	1	0	1	1	0	1	0	1	0		6.48	
3	LSp3		2.40	0.34	0	0	3	3	0	3	1	2	1		2.74	
4	2A	x	3.63	-1.23	-4	-4	-3	-4	-4	-4	-3	-4	-2		2.40	
5	FSSp3		2.60	0.26	1	1	2	1	1	0	1	1	1		2.86	
6	StSq2		2.60	0.15	1	-1	1	0	0	1	0	1	2		2.75	
7	CCoSp3		3.00	0.30	2	2	1	1	-1	2	0	0	1		3.30	
			<b>26.33</b>												<b>23.48</b>	
Program Components			Factor													
Composition			1.33	4.00	4.50	5.25	4.25	4.50	4.75	3.75	5.00	6.00				4.61
Presentation			1.33	4.50	4.75	5.00	3.75	4.25	4.50	4.00	5.25	5.00				4.57
Skating Skills			1.33	4.50	5.00	5.25	4.50	4.75	4.50	4.75	5.00	6.25				4.82
<b>Judges Total Program Component Score (factored)</b>																<b>18.62</b>
<b>Deductions:</b>			Falls											-1.00 (1)	<b>-1.00</b>	

Rank	Name	Nation	Starting Number	Total Segment Score	Total Element Score	Total Program Component Score (factored)						Total Deductions				
20	Luna SHIMOGAKI	AUS	21	39.67	22.41	17.26						0.00				
#	Executed Elements	Info	Base Value	GOE	J1	J2	J3	J4	J5	J6	J7	J8	J9	Ref.	Scores of Panel	
1	3T<+2T	<	4.66	-0.72	-2	-3	-2	-2	-2	-1	-3	-2	-2		3.94	
2	2Lz		2.10	0.00	0	0	0	0	0	1	0	0	0		2.10	
3	LSp3		2.40	0.48	3	2	2	1	2	2	3	2	1		2.88	
4	FSSp4		3.00	0.39	1	1	1	2	1	2	2	1	1		3.39	
5	StSq2		2.60	-0.07	-2	1	0	0	0	0	0	-1	-1		2.53	
6	2A	x	3.63	0.09	1	1	0	0	0	1	0	0	0		3.72	
7	CCoSp4		3.50	0.35	2	1	-1	1	1	2	1	1	0		3.85	
			<b>21.89</b>												<b>22.41</b>	
Program Components			Factor													
Composition			1.33	4.25	4.25	4.25	4.00	5.00	4.75	4.25	4.75	3.25				4.36
Presentation			1.33	4.25	4.50	4.25	3.75	4.50	4.75	4.00	4.75	3.25				4.29
Skating Skills			1.33	3.75	4.50	4.00	4.25	4.75	5.00	4.50	4.50	3.50				4.32
<b>Judges Total Program Component Score (factored)</b>																<b>17.26</b>
<b>Deductions:</b>																<b>0.00</b>

Rank	Name	Nation	Starting Number	Total Segment Score	Total Element Score	Total Program Component Score (factored)						Total Deductions				
21	SelmaSiri LARSEN	DEN	16	37.57	18.57	19.00						0.00				
#	Executed Elements	Info	Base Value	GOE	J1	J2	J3	J4	J5	J6	J7	J8	J9	Ref.	Scores of Panel	
1	3S<+COMBO	<	3.44	-1.72	-5	-5	-5	-5	-5	-5	-5	-5	-5		1.72	
2	2A		3.30	0.24	2	1	1	0	1	1	0	0	1		3.54	
3	CSp3		2.30	0.16	1	1	2	1	1	1	0	0	0		2.46	
4	2Lz	x	2.31	0.00	0	0	0	1	0	-1	0	0	0		2.31	
5	FSSp3		2.60	-0.11	-1	0	1	0	0	0	-1	-1	-2		2.49	
6	StSq3		3.30	0.14	2	1	1	1	0	0	-1	0	0		3.44	
7	CCoSp3		3.00	-0.39	-1	-1	-1	-2	-3	0	-2	-2	0		2.61	
			<b>20.25</b>												<b>18.57</b>	
Program Components			Factor													
Composition			1.33	4.75	5.25	5.50	4.75	5.00	4.00	3.00	4.75	4.75				4.75
Presentation			1.33	5.00	5.50	5.50	5.00	5.25	4.00	3.75	4.50	4.75				4.86
Skating Skills			1.33	4.75	5.00	5.25	4.50	4.75	4.00	3.75	4.50	5.25				4.68
<b>Judges Total Program Component Score (factored)</b>																<b>19.00</b>
<b>Deductions:</b>																<b>0.00</b>

**Official OC Partner:**

**JUDGES DETAILS PER SKATER**  
**JUNIOR WOMEN SHORT PROGRAM**

Rank	Name	Nation	Starting Number	Total Segment Score	Total Element Score	Total Program Component Score (factored)						Total Deductions				
22	Charlotte JENNES	BEL	7	37.40	20.02	17.38						0.00				
#	Executed Elements	Info	Base Value	GOE	J1	J2	J3	J4	J5	J6	J7	J8	J9	Ref.	Scores of Panel	
1	2Lz		2.10	0.00	0	0	0	0	0	0	1	0	0		2.10	
2	3S<+2T	<	4.74	-0.79	-2	-3	-3	-2	-2	-3	-2	-2	-2		3.95	
3	CCoSp3		3.00	0.21	1	1	0	0	1	2	1	1	0		3.21	
4	LSp3		2.40	0.21	2	0	2	1	1	1	0	0	1		2.61	
5	2A	x	3.63	-0.80	-2	-2	-3	-3	-2	-5	-2	-3	-2		2.83	
6	StSq2		2.60	-0.11	0	-2	0	0	-1	0	0	-2	0		2.49	
7	FSSp4		3.00	-0.17	-1	-1	-2	-1	-1	0	0	0	0		2.83	
			<b>21.47</b>												<b>20.02</b>	
Program Components			Factor													
Composition			1.33	3.50	3.75	4.75	4.00	4.25	4.25	3.75	4.25	4.75				4.14
Presentation			1.33	4.00	4.00	4.50	3.75	4.25	4.50	4.00	4.50	4.75				4.25
Skating Skills			1.33	4.25	4.75	4.75	4.50	5.00	4.50	4.50	4.75	5.25				4.68
<b>Judges Total Program Component Score (factored)</b>																<b>17.38</b>
<b>Deductions:</b>															<b>0.00</b>	
Rank	Name	Nation	Starting Number	Total Segment Score	Total Element Score	Total Program Component Score (factored)						Total Deductions				
23	Weronika FERLIN	POL	29	37.07	19.87	17.20						0.00				
#	Executed Elements	Info	Base Value	GOE	J1	J2	J3	J4	J5	J6	J7	J8	J9	Ref.	Scores of Panel	
1	2A		3.30	0.42	2	1	1	1	1	2	0	2	1		3.72	
2	3T+3T<<	<<	5.50	-1.14	-3	-3	-2	-3	-3	-2	-4	-3	0		4.36	
3	2Lz		2.10	0.18	1	1	1	1	1	2	0	1	0		2.28	
4	CSp1		1.40	-0.38	-3	-4	-2	-2	-1	-2	-4	-2	-4		1.02	
5	StSq2		2.60	-0.37	-1	-3	-2	0	-1	0	-2	-3	-1		2.23	
6	FSSp4		3.00	0.30	2	1	1	1	1	1	0	1	1		3.30	
7	CCoSp3		3.00	-0.04	0	0	0	0	0	0	-3	0	-1		2.96	
			<b>20.90</b>												<b>19.87</b>	
Program Components			Factor													
Composition			1.33	4.00	2.75	4.25	4.25	4.25	5.00	3.50	4.75	4.00				4.14
Presentation			1.33	4.50	3.25	4.00	4.25	4.25	5.25	3.75	4.50	4.50				4.25
Skating Skills			1.33	4.50	3.25	4.50	4.75	4.75	5.50	3.75	4.75	4.75				4.54
<b>Judges Total Program Component Score (factored)</b>																<b>17.20</b>
<b>Deductions:</b>															<b>0.00</b>	
Rank	Name	Nation	Starting Number	Total Segment Score	Total Element Score	Total Program Component Score (factored)						Total Deductions				
24	Linnea KILSAND	NOR	3	36.76	19.05	18.71						-1.00				
#	Executed Elements	Info	Base Value	GOE	J1	J2	J3	J4	J5	J6	J7	J8	J9	Ref.	Scores of Panel	
1	2T+3T	F	5.50	-2.10	-4	-5	-5	-5	-5	-5	-5	-5	-5		3.40	
2	Lz*	*	0.00	0.00	-	-	-	-	-	-	-	-	-		0.00	
3	CSp4		2.60	-0.07	1	1	-1	-2	0	-1	-2	2	0		2.53	
4	2A	x	3.63	0.42	2	1	2	2	1	1	0	1	1		4.05	
5	StSq3		3.30	0.28	1	0	1	0	1	2	1	1	1		3.58	
6	CCoSp4		3.50	-0.20	1	-1	-2	-2	-1	2	-3	1	0		3.30	
7	FSSp3		2.60	-0.41	-3	-3	0	0	-2	0	-2	-2	-2		2.19	
			<b>21.13</b>												<b>19.05</b>	
Program Components			Factor													
Composition			1.33	4.50	4.75	5.50	3.75	5.25	4.50	3.75	5.25	4.75				4.68
Presentation			1.33	4.50	4.50	5.25	3.50	5.50	4.50	4.00	5.00	4.75				4.64
Skating Skills			1.33	4.25	4.75	5.75	3.75	5.00	4.75	4.50	5.50	4.50				4.75
<b>Judges Total Program Component Score (factored)</b>																<b>18.71</b>
<b>Deductions:</b> Falls															-1.00 (1)	

**JUDGES DETAILS PER SKATER**  
**JUNIOR WOMEN SHORT PROGRAM**

Rank	Name	Nation	Starting Number	Total Segment Score	Total Element Score	Total Program Component Score (factored)						Total Deductions				
25	Anastasiia BEZUHLA	POL	25	36.28	18.18	18.10						0.00				
#	Executed Elements	Info	Base Value	GOE	J1	J2	J3	J4	J5	J6	J7	J8	J9	Ref.	Scores of Panel	
1	FSSp3		2.60	-0.11	0	-1	-1	0	0	-2	0	-1	0		2.49	
2	2A<	<	2.64	-0.72	-3	-3	-4	-2	-3	-2	-3	-3	-1		1.92	
3	3Lz<<	<<	2.10	-0.78	-4	-4	-5	-3	-3	-4	-4	-4	-3		1.32	
4	3S<+2T	<	5.21	x -0.84	-2	-3	-5	-2	-3	-2	-2	-2	-3		4.37	
5	StSq2		2.60	0.22	1	0	1	1	1	1	1	0	1		2.82	
6	CSp4		2.60	0.22	1	1	0	0	1	1	1	1	1		2.82	
7	CCoSp3		3.00	-0.56	-3	-2	-2	-2	-2	1	-3	-2	0		2.44	
			<b>20.75</b>												<b>18.18</b>	
Program Components			Factor													
Composition			1.33	3.75	3.50	4.25	4.50	5.00	4.50	4.25	4.25	5.75				4.36
Presentation			1.33	4.25	4.25	4.25	4.25	5.25	4.50	5.00	4.25	5.75				4.54
Skating Skills			1.33	4.25	4.50	4.50	4.50	5.50	4.50	5.00	4.50	5.75				4.71
<b>Judges Total Program Component Score (factored)</b>																<b>18.10</b>
<b>Deductions:</b>															<b>0.00</b>	

Rank	Name	Nation	Starting Number	Total Segment Score	Total Element Score	Total Program Component Score (factored)						Total Deductions				
26	Angelina ISMALONE	THA	26	35.38	18.51	17.87						-1.00				
#	Executed Elements	Info	Base Value	GOE	J1	J2	J3	J4	J5	J6	J7	J8	J9	Ref.	Scores of Panel	
1	2Lz		2.10	-0.03	0	0	0	0	0	0	-1	0	-1		2.07	
2	3S<+COMBO	F	3.44	-1.72	-5	-5	-5	-5	-5	-5	-5	-5	-5		1.72	
3	FSSp1		2.00	-0.17	-2	-1	0	0	1	-1	-2	-2	0		1.83	
4	2A	x	3.63	0.09	1	0	1	1	0	0	0	0	0		3.72	
5	LSp3		2.40	0.31	3	-2	1	1	1	2	2	1	1		2.71	
6	StSq2		2.60	0.11	0	0	0	0	1	1	1	0	1		2.71	
7	CCoSp4		3.50	0.25	1	1	1	0	1	1	1	-1	0		3.75	
			<b>19.67</b>												<b>18.51</b>	
Program Components			Factor													
Composition			1.33	4.25	4.25	4.50	4.75	4.75	4.75	3.50	4.25	4.75				4.50
Presentation			1.33	4.50	4.75	4.25	4.25	4.50	5.25	4.00	4.25	4.25				4.39
Skating Skills			1.33	4.50	4.75	4.25	4.50	4.75	4.75	3.75	4.25	5.25				4.54
<b>Judges Total Program Component Score (factored)</b>																<b>17.87</b>
<b>Deductions:</b> Falls -1.00 (1)															<b>-1.00</b>	

Rank	Name	Nation	Starting Number	Total Segment Score	Total Element Score	Total Program Component Score (factored)						Total Deductions				
27	Victoria TABE ARTASANCHEZ	MEX	18	34.98	16.78	18.20						0.00				
#	Executed Elements	Info	Base Value	GOE	J1	J2	J3	J4	J5	J6	J7	J8	J9	Ref.	Scores of Panel	
1	2A<<	<<	1.10	-0.39	-4	-4	-3	-3	-3	-4	-4	-4	-3		0.71	
2	2F+2Lo		3.50	0.00	0	0	0	0	0	0	0	0	0		3.50	
3	FSSp3		2.60	-0.30	-2	-1	-1	-1	0	-1	-1	-2	-1		2.30	
4	LSp1		1.50	-0.13	-1	-1	-1	0	-1	0	-2	-2	0		1.37	
5	2Lz	x	2.31	-0.12	-1	0	0	0	-3	0	-2	0	-1		2.19	
6	StSq3		3.30	0.24	1	0	2	0	1	1	1	0	1		3.54	
7	CCoSp3		3.00	0.17	1	2	1	0	0	1	-2	0	1		3.17	
			<b>17.31</b>												<b>16.78</b>	
Program Components			Factor													
Composition			1.33	4.00	4.75	5.50	4.50	4.50	4.00	4.00	4.25	5.50				4.50
Presentation			1.33	4.75	4.75	5.75	4.50	4.75	4.25	4.75	4.50	5.50				4.79
Skating Skills			1.33	4.25	4.75	5.50	4.25	4.50	4.00	4.00	4.00	5.00				4.39
<b>Judges Total Program Component Score (factored)</b>																<b>18.20</b>
<b>Deductions:</b>															<b>0.00</b>	

Official OC Partner:

**JUDGES DETAILS PER SKATER**  
**JUNIOR WOMEN SHORT PROGRAM**

Rank	Name	Nation	Starting Number	Total Segment Score	Total Element Score	Total Program Component Score (factored)						Total Deductions				
28	Celia Vandhana GARNACHO	ESP	33	32.89	15.07	17.82						0.00				
#	Executed Elements	Info	Base Value	GOE	J1	J2	J3	J4	J5	J6	J7	J8	J9	Ref.	Scores of Panel	
1	2Lz<<	<<	0.60	-0.30	-5	-5	-5	-5	-5	-5	-5	-5	-5		0.30	
2	3T<+2T	<	4.66	-1.20	-4	-4	-3	-3	-5	-3	-2	-4	-4		3.46	
3	FSSp2		2.30	-0.89	-5	-5	-5	-3	-4	-3	-3	-3	-4		1.41	
4	2A	x	3.63	0.24	2	0	1	1	1	1	1	0	0		3.87	
5	LSp1		1.50	0.06	0	-1	1	1	1	0	1	0	0		1.56	
6	StSq2		2.60	0.04	0	-1	1	0	0	1	2	-1	0		2.64	
7	CCoSp2V		1.88	-0.05	1	-1	-1	0	0	1	0	-1	-1		1.83	
			17.17												15.07	
Program Components			Factor													
Composition			1.33	4.75	4.00	4.75	4.25	4.25	4.75	5.50	3.75	3.50			4.36	
Presentation			1.33	5.00	3.75	5.00	4.50	4.50	4.50	6.00	3.75	3.00			4.43	
Skating Skills			1.33	4.75	4.75	4.75	4.50	4.75	4.75	5.50	4.00	3.50			4.61	
<b>Judges Total Program Component Score (factored)</b>																<b>17.82</b>
<b>Deductions:</b>													<b>0.00</b>			

Rank	Name	Nation	Starting Number	Total Segment Score	Total Element Score	Total Program Component Score (factored)						Total Deductions				
29	Yagmur Derin KEVINC	TUR	11	29.67	14.86	15.81						-1.00				
#	Executed Elements	Info	Base Value	GOE	J1	J2	J3	J4	J5	J6	J7	J8	J9	Ref.	Scores of Panel	
1	3S<<<+2T	<<	2.60	-0.46	-3	-4	-3	-3	-4	-4	-4	-3	-4		2.14	
2	2A<<	F	1.10	-0.55	-5	-5	-5	-5	-5	-5	-5	-5	-5		0.55	
3	FSSp3		2.60	-0.22	0	-2	-1	0	0	-1	0	-2	-3		2.38	
4	CCoSp4		3.50	-0.10	-1	0	0	-1	1	0	0	-1	0		3.40	
5	2Lz!	!	2.31	-0.33	-2	-2	-1	-1	-1	-2	-2	-1	-2		1.98	
6	StSq2		2.60	-0.04	0	0	0	0	0	-2	0	0	-1		2.56	
7	LSp2		1.90	-0.05	1	-1	-1	0	0	0	0	0	-1		1.85	
			16.61												14.86	
Program Components			Factor													
Composition			1.33	3.75	4.00	4.25	4.25	4.75	3.50	3.00	4.00	3.25			3.86	
Presentation			1.33	4.50	4.50	4.50	3.75	5.00	3.75	3.50	4.00	3.00			4.07	
Skating Skills			1.33	4.00	4.75	4.00	4.00	4.50	3.75	3.50	4.00	3.00			3.96	
<b>Judges Total Program Component Score (factored)</b>																<b>15.81</b>
<b>Deductions:</b>				Falls	-1.00 (1)										<b>-1.00</b>	

Rank	Name	Nation	Starting Number	Total Segment Score	Total Element Score	Total Program Component Score (factored)						Total Deductions				
30	Lilia VLASENKO	ARG	22	28.02	13.81	14.21						0.00				
#	Executed Elements	Info	Base Value	GOE	J1	J2	J3	J4	J5	J6	J7	J8	J9	Ref.	Scores of Panel	
1	2A<	<	2.64	-0.68	-3	-3	-2	-2	-2	-3	-2	-3	-3		1.96	
2	3T<<<+2T	<<	2.60	-0.63	-5	-5	-5	-4	-5	-5	-4	-5	-5		1.97	
3	FSSp3		2.60	-0.15	-2	0	0	0	0	-1	-1	-2	0		2.45	
4	StSq1		1.80	-0.26	-1	-3	-1	0	-1	-2	-1	-2	-2		1.54	
5	2Lze	e	1.85	-0.45	-4	-3	-3	-2	-2	-3	-3	-3	-2		1.40	
6	CCoSp4V		2.63	-0.57	-4	-2	-1	-2	-2	0	-3	-3	-2		2.06	
7	LSp3		2.40	0.03	1	0	0	0	0	1	0	-1	0		2.43	
			16.52												13.81	
Program Components			Factor													
Composition			1.33	3.75	2.75	3.75	4.25	4.00	3.75	3.00	3.50	3.25			3.57	
Presentation			1.33	4.00	3.00	3.75	3.75	4.25	3.75	3.25	3.50	3.00			3.57	
Skating Skills			1.33	3.25	3.50	3.50	4.25	4.25	3.75	3.00	3.50	3.00			3.54	
<b>Judges Total Program Component Score (factored)</b>																<b>14.21</b>
<b>Deductions:</b>													<b>0.00</b>			

**Official OC Partner:**

**JUDGES DETAILS PER SKATER**  
**JUNIOR WOMEN SHORT PROGRAM**

Rank	Name	Nation	Starting Number	Total Segment Score	Total Element Score	Total Program Component Score (factored)						Total Deductions				
31	Rebecca TOFT	LUX	27	28.00	14.33	15.67						-2.00				
#	Executed Elements	Info	Base Value	GOE	J1	J2	J3	J4	J5	J6	J7	J8	J9	Ref.	Scores of Panel	
1	2Lz!	F	2.10	-1.05	-5	-5	-5	-5	-5	-5	-5	-5	-5		1.05	
2	2F+2T		3.10	-0.03	0	0	0	0	0	0	-2	0	-1		3.07	
3	FSSp2		2.30	-0.46	-2	-3	-2	-1	-3	-2	-2	-2	-1		1.84	
4	2A<	F	2.64	-1.32	-5	-5	-5	-5	-5	-5	-5	-5	-5		1.32	
5	CSp2		1.80	-0.08	1	0	-1	-1	0	-1	-2	0	0		1.72	
6	StSq1		1.80	0.08	1	-1	1	0	1	0	0	0	1		1.88	
7	CCoSp4		3.50	-0.05	1	1	0	-1	0	0	-2	-1	0		3.45	
			<b>17.24</b>												<b>14.33</b>	
Program Components			Factor													
Composition			1.33	4.25	3.00	4.25	4.50	4.00	3.75	3.00	4.00	4.00				3.89
Presentation			1.33	4.50	3.25	4.00	3.75	4.50	3.75	3.50	4.00	4.25				3.96
Skating Skills			1.33	4.25	3.50	4.25	4.25	4.25	3.75	3.25	3.75	3.75				3.93
<b>Judges Total Program Component Score (factored)</b>																<b>15.67</b>
<b>Deductions:</b>			Falls -2.00 (2)											<b>-2.00</b>		

Rank	Name	Nation	Starting Number	Total Segment Score	Total Element Score	Total Program Component Score (factored)						Total Deductions				
32	Whitney FORD	GRE	28	26.14	11.04	15.10						0.00				
#	Executed Elements	Info	Base Value	GOE	J1	J2	J3	J4	J5	J6	J7	J8	J9	Ref.	Scores of Panel	
1	1A*	*	0.00	0.00	-	-	-	-	-	-	-	-	-		0.00	
2	2F+2T		3.10	-0.03	0	-1	0	0	0	0	0	-1	0		3.07	
3	FSSp1		2.00	-0.43	-3	-2	-2	-1	0	-2	-3	-3	-2		1.57	
4	1Lz*	*	0.00	0.00	-	-	-	-	-	-	-	-	-		0.00	
5	StSq1		1.80	-0.18	-1	-1	1	0	-1	-2	-1	-2	-1		1.62	
6	CSp2		1.80	-0.23	-1	-2	-1	-1	0	-1	-1	-2	-2		1.57	
7	CCoSp3		3.00	0.21	2	1	0	1	1	1	-1	1	0		3.21	
			<b>11.70</b>												<b>11.04</b>	
Program Components			Factor													
Composition			1.33	4.25	3.50	4.25	4.25	4.50	3.50	3.00	3.50	3.25				3.79
Presentation			1.33	4.25	3.75	4.25	4.00	4.75	3.75	3.75	3.25	3.50				3.89
Skating Skills			1.33	3.75	3.75	4.00	3.75	4.50	3.50	3.50	3.50	3.00				3.68
<b>Judges Total Program Component Score (factored)</b>																<b>15.10</b>
<b>Deductions:</b>														<b>0.00</b>		

Rank	Name	Nation	Starting Number	Total Segment Score	Total Element Score	Total Program Component Score (factored)						Total Deductions				
33	Dunja TRESNJIC	SRB	15	24.98	11.21	14.77						-1.00				
#	Executed Elements	Info	Base Value	GOE	J1	J2	J3	J4	J5	J6	J7	J8	J9	Ref.	Scores of Panel	
1	2A<<	<<	1.10	-0.44	-4	-4	-3	-4	-4	-4	-4	-5	-4		0.66	
2	LSp1		1.50	-0.17	-2	0	-1	-2	0	0	-1	-3	-2		1.33	
3	2Lz!	!	2.10	-0.33	-2	-2	-1	-1	-2	0	-2	-1	-2		1.77	
4	CCoSp4		3.50	0.00	0	0	0	0	0	1	0	-1	0		3.50	
5	2S<<<+COMBO+2T<<<*	*	0.44 x	-0.20	-5	-5	-5	-5	-5	-5	-5	-5	-5		0.24	
6	StSq1		1.80	-0.21	-1	-2	-1	0	-1	-1	-1	-2	-1		1.59	
7	FSSp3		2.60	-0.48	-2	-3	-2	0	-2	-1	0	-3	-3		2.12	
			<b>13.04</b>												<b>11.21</b>	
Program Components			Factor													
Composition			1.33	4.50	3.25	4.00	3.75	4.25	4.00	2.75	3.50	3.00				3.68
Presentation			1.33	4.25	3.25	3.75	3.50	4.25	4.00	3.25	3.50	3.00				3.64
Skating Skills			1.33	4.00	3.50	4.25	3.75	4.50	4.00	3.50	3.50	2.75				3.79
<b>Judges Total Program Component Score (factored)</b>																<b>14.77</b>
<b>Deductions:</b>			Falls -1.00 (1)											<b>-1.00</b>		

**Official OC Partner:**





**JUDGES DETAILS PER SKATER**  
**JUNIOR WOMEN SHORT PROGRAM**

<b>Legend:</b>							
#	Sequence number	<b>GOE</b>	Grade of Execution	<b>Jx</b>	Judges (x=1-9)	<b>Ref.</b>	Referee
*	Invalid element	<b>e</b>	Wrong edge	<	Under-rotated jump	<<	Downgraded jump
x	Credit for highlight distribution, base value multiplied by 1.1			!	Not clear edge	F	Fall
q	Jump landed on the quarter						

**Official OC Partner:**



## RESULTS

### JUNIOR WOMEN FREE SKATING

Pl.	Name	Nation	Total Segment Score
1	Rena UEZONO	JPN	127.46
2	Minsol KWON	KOR	119.52
3	Yihan WANG	CHN	117.24
4	Anthea GRADINARU	SUI	110.00
5	Sarah EVERHARDT	USA	108.50
6	Seojin YOUN	KOR	107.35
7	Jana HORCICKOVA	CZE	101.48
8	Shiqi GAO	CHN	99.38
9	Lulu LIN	CAN	91.66
10	Maria Eliise KALJUVERE	EST	91.59
11	Olivia LENGYELOVA	SVK	91.12
12	Kira BARANOVSKA	LAT	83.58
13	Gabriele JUSKAITE	LTU	82.78
14	Olesya RAY	GER	82.44
15	Darja TRUBITSON	FIN	81.91
16	Angelina ISMALONE	THA	77.31
17	Aleksandra JANIKOWSKA	POL	72.54
18	Alexa SEVERN	GBR	71.79
19	Anastasiia VASYLCHENKO	UKR	70.85
20	SelmaSiri LARSEN	DEN	68.59
21	Anastasiia BEZUHLA	POL	66.37
22	Weronika FERLIN	POL	65.26
23	Charlotte JENNES	BEL	63.51
24	Celia Vandhana GARNACHO	ESP	62.93
25	Luna SHIMOGAKI	AUS	61.39
26	Victoria TABE ARTASANCHEZ	MEX	57.90
27	Whitney FORD	GRE	56.74
28	Sabina ALIEVA	AZE	56.73
29	Yagmur Derin KEVINC	TUR	54.77
30	Rebecca TOFT	LUX	52.76
31	Linnea KILSAND	NOR	50.59
32	Lilia VLASENKO	ARG	49.60
33	Dunja TRESNJIC	SRB	48.86



**Ms. Françoise de RAPPARD, ISU**  
Referee



**Ms. Wendy ENZMANN, ISU**  
Technical Controller

#### Official OC Partner:

**JUDGES DETAILS PER SKATER**  
**JUNIOR WOMEN FREE SKATING**

Rank	Name	Nation	Starting Number	Total Segment Score	Total Element Score	Total Program Component Score (factored)						Total Deductions				
1	Rena UEZONO	JPN	31	127.46	66.71	60.75						0.00				
#	Executed Elements	Info	Base Value	GOE	J1	J2	J3	J4	J5	J6	J7	J8	J9	Ref.	Scores of Panel	
1	3Lz+3T+2T		11.40	1.69	3	3	3	3	4	3	3	2	1		13.09	
2	3Lo		4.90	0.91	2	2	2	1	3	2	2	2	1		5.81	
3	2A		3.30	0.75	2	4	2	2	3	3	2	2	2		4.05	
4	2A		3.30	0.75	3	4	2	2	2	2	3	2	2		4.05	
5	FSSp4		3.00	0.81	3	3	3	3	3	2	3	2	2		3.81	
6	3Lz		6.49	x 1.18	2	3	1	3	2	1	2	2	2		7.67	
7	3Fq+3Tq	q	10.45	x -1.29	-3	-3	-2	-2	-2	-1	-3	-3	-2		9.16	
8	3S+2T		6.16	x 0.80	1	2	2	3	3	2	2	1	1		6.96	
9	LSp4		2.70	0.58	2	2	2	1	2	3	3	2	2		3.28	
10	ChSq1		3.00	1.43	3	2	3	3	4	2	5	2	3		4.43	
11	CCoSp4		3.50	0.90	3	3	2	3	3	2	4	2	2		4.40	
			<b>58.20</b>												<b>66.71</b>	
Program Components			Factor													
Composition			2.67	7.25	7.75	7.75	7.25	8.00	7.25	7.25	7.25	7.25	8.00		7.50	
Presentation			2.67	7.75	8.25	7.50	7.00	8.00	7.50	7.25	7.50	8.00		7.64		
Skating Skills			2.67	7.50	8.25	7.50	7.50	7.75	7.50	7.25	7.50	8.00		7.61		
<b>Judges Total Program Component Score (factored)</b>																<b>60.75</b>

**Deductions:**

**0.00**

Rank	Name	Nation	Starting Number	Total Segment Score	Total Element Score	Total Program Component Score (factored)						Total Deductions				
2	Minsol KWON	KOR	33	119.52	61.16	58.36						0.00				
#	Executed Elements	Info	Base Value	GOE	J1	J2	J3	J4	J5	J6	J7	J8	J9	Ref.	Scores of Panel	
1	2A		3.30	0.80	3	3	2	3	3	2	2	2	1		4.10	
2	3Lo+2T+2Loq	q	7.90	-0.77	-2	-2	-2	1	1	-2	-2	-2	-2		7.13	
3	3Lz!	!	5.90	0.08	0	0	1	1	1	-1	0	0	-1		5.98	
4	3S		4.30	0.43	1	1	1	1	2	1	1	1	1		4.73	
5	FCCoSp3		3.00	0.73	3	2	3	3	2	3	1	2	2		3.73	
6	3Fq+3Tq	q	10.45	x -1.36	-3	-4	-2	-2	-2	-2	-1	-3	-4		9.09	
7	3Lo<+2A+SEQ	<	7.94	x -0.72	-2	-3	-1	-2	-1	-2	-2	-2	-2		7.22	
8	3F		5.83	x 0.45	1	0	1	2	2	1	0	0	1		6.28	
9	FCSp4		3.20	0.59	2	2	2	2	2	2	1	2	1		3.79	
10	CCoSp4		3.50	0.75	3	1	2	3	2	2	2	2	2		4.25	
11	ChSq1		3.00	1.86	5	2	3	5	3	3	5	4	3		4.86	
			<b>58.32</b>												<b>61.16</b>	
Program Components			Factor													
Composition			2.67	7.25	7.00	7.50	7.50	7.25	7.50	7.50	7.50	7.25	7.00		7.32	
Presentation			2.67	7.25	7.25	7.50	7.75	7.50	7.50	7.50	7.25	7.25	7.00		7.36	
Skating Skills			2.67	6.50	7.50	7.00	7.75	7.00	7.25	7.00	7.00	7.00	7.50		7.18	
<b>Judges Total Program Component Score (factored)</b>																<b>58.36</b>

**Deductions:**

**0.00**

Official OC Partner:

**JUDGES DETAILS PER SKATER**  
**JUNIOR WOMEN FREE SKATING**

Rank	Name	Nation	Starting Number	Total Segment Score	Total Element Score	Total Program Component Score (factored)						Total Deductions			
3	Yihan WANG	CHN	30	117.24	64.40	52.84						0.00			
#	Executed Elements	Info	Base Value	GOE	J1	J2	J3	J4	J5	J6	J7	J8	J9	Ref.	Scores of Panel
1	3Lo+2A+2A+SEQ		11.50	0.77	1	1	1	3	3	2	2	1	1		12.27
2	3Lz+2T		7.20	0.59	1	1	1	1	1	2	1	1	1		7.79
3	3S		4.30	0.55	2	1	1	2	2	1	1	1	0		4.85
4	3Lz		5.90	0.93	2	1	1	2	3	2	2	1	1		6.83
5	FCSp4		3.20	1.10	3	4	4	4	3	3	3	4	2		4.30
6	ChSq1		3.00	0.50	2	0	0	2	1	1	3	1	-1		3.50
7	3Fq+2T	q	7.26	x -0.91	-2	-2	-1	-1	-2	-1	-2	-2	-2		6.35
8	3Flq	!	5.83	x -1.59	-4	-4	-3	-2	-3	-3	-1	-3	-3		4.24
9	FCCoSp4		3.50	1.20	4	3	3	5	4	3	5	2	2		4.70
10	3T		4.62	x 0.30	1	1	0	1	2	-1	1	1	0		4.92
11	CCoSp4		3.50	1.15	3	3	3	5	4	3	5	2	2		4.65
			<b>59.81</b>												<b>64.40</b>
Program Components			Factor												
Composition			2.67	6.50	5.50	6.25	6.50	7.25	7.25	6.75	6.25	6.75	6.61		
Presentation			2.67	6.50	5.75	6.00	6.25	6.50	7.25	6.75	6.50	6.50	6.43		
Skating Skills			2.67	6.25	6.25	6.00	7.50	7.00	7.50	6.75	6.50	7.00	6.75		
<b>Judges Total Program Component Score (factored)</b>													<b>52.84</b>		

**Deductions:**

**0.00**

Rank	Name	Nation	Starting Number	Total Segment Score	Total Element Score	Total Program Component Score (factored)						Total Deductions				
4	Anthea GRADINARU	SUI	28	110.00	60.32	49.68						0.00				
#	Executed Elements	Info	Base Value	GOE	J1	J2	J3	J4	J5	J6	J7	J8	J9	Ref.	Scores of Panel	
1	3Lz		5.90	0.93	2	3	2	1	2	2	1	1	1		6.83	
2	3F+2Lo		7.00	-0.53	-1	0	-1	0	-1	-2	1	-2	-2		6.47	
3	3Lo		4.90	0.84	3	2	2	2	2	2	1	1	0		5.74	
4	3S		4.30	0.49	2	1	1	1	2	1	1	1	1		4.79	
5	FSSp4		3.00	0.34	1	2	1	0	2	0	1	1	2		3.34	
6	3Lz+2A+2T+SEQ		11.55	x 0.59	0	2	1	1	1	1	1	1	1		12.14	
7	3F+2T		7.26	x -0.98	-2	-3	-1	-1	-3	-2	-2	-2	-1		6.28	
8	2A		3.63	x 0.00	0	0	0	0	1	0	-1	0	0		3.63	
9	CCoSp4		3.50	0.35	1	1	0	1	1	1	2	1	1		3.85	
10	ChSq1		3.00	0.50	1	0	1	2	2	1	1	1	0		3.50	
11	FCCoSp4		3.50	0.25	2	1	1	1	1	0	-2	0	1		3.75	
			<b>57.54</b>												<b>60.32</b>	
Program Components			Factor													
Composition			2.67	5.75	6.00	6.25	6.50	6.00	6.25	6.00	6.00	6.00	6.50	6.14		
Presentation			2.67	6.25	6.25	6.50	6.25	5.75	6.00	6.00	6.00	7.00	6.18			
Skating Skills			2.67	6.25	6.50	6.25	6.25	6.25	6.25	6.25	6.25	6.00	6.75	6.29		
<b>Judges Total Program Component Score (factored)</b>													<b>49.68</b>			

**Deductions:**

**0.00**

Official OC Partner:

**JUDGES DETAILS PER SKATER**  
**JUNIOR WOMEN FREE SKATING**

Rank	Name	Nation	Starting Number	Total Segment Score	Total Element Score	Total Program Component Score (factored)							Total Deductions		
5	Sarah EVERHARDT	USA	29	108.50	58.21	51.29							-1.00		
#	Executed Elements	Info	Base Value	GOE	J1	J2	J3	J4	J5	J6	J7	J8	J9	Ref.	Scores of Panel
1	3Lz	F	5.90	-2.95	-5	-5	-5	-5	-5	-5	-5	-5	-5		2.95
2	3F		5.30	0.83	2	2	2	1	2	2	1	1	1		6.13
3	2Aq+3T<	<	6.66	-1.06	-4	-3	-3	-3	-3	-1	-2	-4	-4		5.60
4	3Lo+2A+SEQ		8.20	0.56	2	0	2	2	2	1	0	0	1		8.76
5	CCoSp4		3.50	0.60	3	2	2	3	2	1	0	1	1		4.10
6	3Lo		5.39	x 0.35	3	1	0	1	1	1	1	0	0		5.74
7	3Lz+2T+2Lo<	<	9.42	x -1.18	-2	-3	-1	-2	-2	-2	-2	-2	-2		8.24
8	FSSp4		3.00	0.51	2	1	2	2	2	2	1	0	2		3.51
9	ChSq1		3.00	0.79	2	1	0	3	2	2	2	1	1		3.79
10	3S		4.73	x 0.61	2	2	1	1	2	2	0	1	1		5.34
11	FCCoSp4		3.50	0.55	1	1	2	2	2	2	0	1	2		4.05
			<b>58.60</b>												<b>58.21</b>
Program Components				Factor											
Composition				2.67	6.50	5.50	6.25	7.50	6.25	7.00	6.50	6.00	7.00		6.50
Presentation				2.67	6.00	5.75	6.00	7.00	6.50	7.00	6.00	5.75	7.00		6.32
Skating Skills				2.67	6.25	6.00	6.00	6.75	6.75	7.00	6.00	6.00	7.25		6.39
<b>Judges Total Program Component Score (factored)</b>														<b>51.29</b>	
<b>Deductions:</b>				Falls	-1.00 (1)									<b>-1.00</b>	

Rank	Name	Nation	Starting Number	Total Segment Score	Total Element Score	Total Program Component Score (factored)							Total Deductions		
6	Seojin YOUN	KOR	32	107.35	50.47	57.88							-1.00		
#	Executed Elements	Info	Base Value	GOE	J1	J2	J3	J4	J5	J6	J7	J8	J9	Ref.	Scores of Panel
1	3Lz+3T<	F	9.26	-2.95	-5	-5	-5	-5	-5	-5	-5	-5	-5		6.31
2	3F<<	<<	1.80	-0.90	-5	-5	-5	-4	-5	-5	-5	-5	-5		0.90
3	3Lo		4.90	0.91	3	1	2	2	2	2	2	1	2		5.81
4	3Lzlq+2Aq+SEQ	!	9.20	-2.02	-4	-4	-3	-2	-3	-2	-4	-4	-5		7.18
5	FCSp4		3.20	0.91	3	3	3	3	3	2	3	3	2		4.11
6	3F+2T+2Lo<	<	8.76	x -1.06	-2	-2	-1	-2	-2	-2	-2	-2	-2		7.70
7	3S<	<	3.78	x -0.79	-3	-3	-2	-2	-2	-3	-2	-2	-2		2.99
8	2A		3.63	x 0.52	2	1	2	2	2	2	1	1	0		4.15
9	FCCoSp2V		1.88	0.38	3	1	3	3	1	1	3	0	2		2.26
10	ChSq1		3.00	1.71	4	3	4	4	3	3	5	3	3		4.71
11	CCoSp4		3.50	0.85	3	3	3	2	3	3	0	1	2		4.35
			<b>52.91</b>												<b>50.47</b>
Program Components				Factor											
Composition				2.67	7.25	6.50	7.50	7.50	7.50	7.25	6.75	6.75	7.75		7.21
Presentation				2.67	6.75	6.50	7.50	7.25	7.50	7.00	7.25	7.00	7.50		7.18
Skating Skills				2.67	7.00	7.50	8.00	7.50	7.25	7.25	7.00	7.00	7.50		7.29
<b>Judges Total Program Component Score (factored)</b>														<b>57.88</b>	
<b>Deductions:</b>				Falls	-1.00 (1)									<b>-1.00</b>	

**Official OC Partner:**

**JUDGES DETAILS PER SKATER**  
**JUNIOR WOMEN FREE SKATING**

Rank	Name	Nation	Starting Number	Total Segment Score	Total Element Score	Total Program Component Score (factored)						Total Deductions				
7	Jana HORCICKOVA	CZE	17	101.48	55.31	46.17						0.00				
#	Executed Elements	Info	Base Value	GOE	J1	J2	J3	J4	J5	J6	J7	J8	J9	Ref.	Scores of Panel	
1	3Lz+2A+SEQ		9.20	0.67	1	2	1	1	1	1	2	1	0		9.87	
2	3F		5.30	0.45	1	1	0	2	2	1	1	0	0		5.75	
3	3T+2T		5.50	-0.30	-1	-1	-1	0	1	-1	-1	-1	0		5.20	
4	3Lz		5.90	0.59	0	2	0	1	2	1	1	1	1		6.49	
5	LSp2		1.90	0.30	2	1	1	1	2	2	2	2	0		2.20	
6	3S+2T		6.16	x 0.18	0	0	0	1	1	1	0	1	0		6.34	
7	FCCoSp2		2.50	0.43	2	1	0	2	2	1	2	2	2		2.93	
8	3T		4.62	x 0.48	1	2	0	2	2	1	1	1	0		5.10	
9	ChSq1		3.00	1.00	2	2	0	3	2	2	2	2	2		4.00	
10	2A		3.63	x 0.24	1	0	0	1	1	1	1	1	0		3.87	
11	CCoSp3		3.00	0.56	2	2	1	2	2	3	2	2	1		3.56	
			<b>50.71</b>												<b>55.31</b>	
Program Components			Factor													
Composition			2.67	5.25	5.00	5.00	6.75	6.00	5.75	6.00	5.75	6.50			5.75	
Presentation			2.67	5.75	5.50	4.75	7.00	5.75	5.75	6.25	6.00	6.00			5.86	
Skating Skills			2.67	5.00	5.25	4.50	6.75	5.50	5.75	6.25	5.75	6.25			5.68	
<b>Judges Total Program Component Score (factored)</b>																<b>46.17</b>

**Deductions:**

**0.00**

Rank	Name	Nation	Starting Number	Total Segment Score	Total Element Score	Total Program Component Score (factored)						Total Deductions				
8	Shiqi GAO	CHN	23	99.38	52.76	48.62						-2.00				
#	Executed Elements	Info	Base Value	GOE	J1	J2	J3	J4	J5	J6	J7	J8	J9	Ref.	Scores of Panel	
1	3Lz+2A+2T+SEQ		10.50	0.67	1	1	1	2	1	1	2	1	1		11.17	
2	2A+3T<<	F	4.60	-1.65	-5	-5	-5	-5	-5	-5	-5	-5	-5		2.95	
3	2Lo		1.70	0.17	1	1	1	0	1	2	1	1	1		1.87	
4	3F+2T		6.60	0.00	0	0	0	1	0	0	0	0	0		6.60	
5	FCSp4		3.20	0.78	3	3	2	4	2	2	2	3	1		3.98	
6	ChSq1		3.00	0.71	1	1	1	2	2	1	2	1	2		3.71	
7	3Lzq	q	6.49	x -1.18	-2	-2	-2	-2	-2	-2	-2	-2	-2		5.31	
8	3F		5.83	x 0.53	1	1	2	1	2	-1	1	0	1		6.36	
9	3S<	F	3.78	x -1.72	-5	-5	-5	-5	-5	-5	-5	-5	-5		2.06	
10	CCoSp4		3.50	0.95	4	3	3	4	3	3	1	1	2		4.45	
11	FCCoSp4		3.50	0.80	3	2	3	3	3	2	-1	2	1		4.30	
			<b>52.70</b>												<b>52.76</b>	
Program Components			Factor													
Composition			2.67	6.00	5.25	6.50	5.00	6.00	6.25	6.50	5.50	7.00			6.00	
Presentation			2.67	6.00	5.75	6.50	5.00	6.25	6.00	6.50	5.50	6.75			6.07	
Skating Skills			2.67	6.25	5.75	6.00	6.00	6.50	6.00	6.50	5.75	7.00			6.14	
<b>Judges Total Program Component Score (factored)</b>																<b>48.62</b>
<b>Deductions:</b>			Falls -2.00 (2)													
																<b>-2.00</b>

Official OC Partner:

**JUDGES DETAILS PER SKATER**  
**JUNIOR WOMEN FREE SKATING**

Rank	Name	Nation	Starting Number	Total Segment Score	Total Element Score	Total Program Component Score (factored)						Total Deductions			
9	Lulu LIN	CAN	25	91.66	46.05	47.61						-2.00			
#	Executed Elements	Info	Base Value	GOE	J1	J2	J3	J4	J5	J6	J7	J8	J9	Ref.	Scores of Panel
1	3Lz+2T		7.20	0.84	1	2	2	1	2	1	2	1	0		8.04
2	3Lz		5.90	-1.60	-3	-3	-2	-3	-3	-3	-2	-3	-2		4.30
3	2A+2A+1A+SEQ		7.70	0.14	0	0	1	1	1	1	0	0	0		7.84
4	3Lo<	<	3.92	-0.84	-3	-3	-2	-2	-2	-2	-2	-2	-2		3.08
5	FCSp3		2.80	0.48	3	2	3	1	2	1	1	2	1		3.28
6	3F<	F	4.66	x -2.12	-5	-5	-5	-4	-5	-5	-5	-5	-5		2.54
7	3F<+REP	F	3.26	x -2.12	-5	-5	-5	-5	-5	-5	-5	-5	-5		1.14
8	3Sq	q	4.73	x -0.86	-2	-2	-2	-2	-2	-2	-2	-2	-3		3.87
9	FCCoSp4		3.50	0.65	2	1	3	3	3	1	0	2	1		4.15
10	ChSq1		3.00	0.86	2	1	1	3	3	1	2	2	1		3.86
11	CCoSp4		3.50	0.45	1	1	2	1	2	0	1	2	1		3.95
			<b>50.17</b>												<b>46.05</b>
Program Components			Factor												
Composition			2.67	5.50	5.25	6.25	5.00	6.25	5.50	6.00	5.75	6.50			5.79
Presentation			2.67	5.50	5.75	6.25	5.25	6.25	5.50	6.00	5.75	6.25			5.86
Skating Skills			2.67	6.00	6.25	6.00	6.25	6.50	5.25	6.25	6.00	6.50			6.18
<b>Judges Total Program Component Score (factored)</b>															<b>47.61</b>
<b>Deductions:</b>			Falls	-2.00 (2)											<b>-2.00</b>

Rank	Name	Nation	Starting Number	Total Segment Score	Total Element Score	Total Program Component Score (factored)						Total Deductions				
10	Maria Eliise KALJUVERE	EST	22	91.59	43.61	47.98						0.00				
#	Executed Elements	Info	Base Value	GOE	J1	J2	J3	J4	J5	J6	J7	J8	J9	Ref.	Scores of Panel	
1	3Lz		5.90	1.26	2	3	2	2	3	3	2	1	1		7.16	
2	3F<+3T<<	<<	5.54	-2.06	-5	-5	-5	-4	-5	-4	-5	-5	-5		3.48	
3	2Aq+3T<<	<<	4.60	-1.51	-5	-4	-5	-3	-5	-4	-4	-5	-5		3.09	
4	3S<	<	3.44	-1.08	-3	-3	-5	-2	-3	-3	-2	-4	-4		2.36	
5	FCCoSp3		3.00	0.43	2	2	2	2	2	1	0	0	1		3.43	
6	ChSq1		3.00	0.64	1	2	1	2	2	1	1	1	1		3.64	
7	3F<+2T	<	6.09	x -0.73	-2	-2	-2	-2	-1	-1	1	-2	-2		5.36	
8	3Loq	q	5.39	x -0.56	-1	-1	-1	-1	-1	-1	3	-2	-2		4.83	
9	2A		3.63	x 0.33	1	1	1	1	2	1	2	0	0		3.96	
10	CCoSp3		3.00	0.39	1	2	2	2	2	1	0	0	1		3.39	
11	LSp3		2.40	0.51	3	3	2	2	3	2	2	1	1		2.91	
			<b>45.99</b>												<b>43.61</b>	
Program Components			Factor													
Composition			2.67	5.75	6.25	6.50	6.00	6.50	6.25	6.00	5.50	6.00			6.11	
Presentation			2.67	5.25	6.25	6.25	5.50	6.25	6.25	6.25	6.25	5.25	6.25			6.00
Skating Skills			2.67	5.25	6.50	6.00	5.50	6.25	6.00	6.25	5.25	5.75			5.86	
<b>Judges Total Program Component Score (factored)</b>															<b>47.98</b>	
<b>Deductions:</b>															<b>0.00</b>	

**Official OC Partner:**

**JUDGES DETAILS PER SKATER**  
**JUNIOR WOMEN FREE SKATING**

Rank	Name	Nation	Starting Number	Total Segment Score	Total Element Score	Total Program Component Score (factored)						Total Deductions				
11	Olivia LENGYELOVA	SVK	18	91.12	49.43	42.69						-1.00				
#	Executed Elements	Info	Base Value	GOE	J1	J2	J3	J4	J5	J6	J7	J8	J9	Ref.	Scores of Panel	
1	3Lzq+2T	q	7.20	-1.26	-2	-2	-2	-2	-3	-3	-2	-2	-2		5.94	
2	3F	F	5.30	-2.65	-4	-5	-5	-5	-5	-5	-5	-5	-5		2.65	
3	3Lo<	<	3.92	-1.29	-3	-3	-4	-3	-4	-4	-3	-2	-3		2.63	
4	3T		4.20	0.18	0	0	0	1	1	0	1	1	0		4.38	
5	FCSp3		2.80	0.04	0	0	0	0	1	0	1	0	0		2.84	
6	3Lz		6.49	x -2.61	-4	-4	-5	-4	-4	-5	-4	-5	-5		3.88	
7	3Lo+2A+SEQ		9.02	x -0.63	-1	-1	-1	0	-2	-2	-1	-1	-2		8.39	
8	2A+1Eu+3Sq	q	8.91	x -0.68	-2	-2	-1	-2	-1	-1	1	-2	-2		8.23	
9	CCoSp4		3.50	0.35	1	1	1	1	1	1	2	1	0		3.85	
10	ChSq1		3.00	0.71	2	1	0	3	2	1	2	1	1		3.71	
11	LSp4		2.70	0.23	3	1	1	0	1	1	1	1	0		2.93	
			<b>57.04</b>												<b>49.43</b>	
Program Components			Factor													
Composition			2.67	5.00	5.25	4.50	5.50	6.00	5.50	6.00	5.50	5.50	5.50	5.50		5.46
Presentation			2.67	4.50	5.00	4.25	5.25	6.25	5.50	6.00	5.25	5.00	5.00	5.00		5.21
Skating Skills			2.67	5.00	5.00	4.75	5.25	5.75	5.00	6.00	5.50	5.75	5.75	5.75		5.32
<b>Judges Total Program Component Score (factored)</b>																<b>42.69</b>
<b>Deductions:</b>			Falls	-1.00 (1)											<b>-1.00</b>	

Rank	Name	Nation	Starting Number	Total Segment Score	Total Element Score	Total Program Component Score (factored)						Total Deductions				
12	Kira BARANOVSKA	LAT	26	83.58	39.64	44.94						-1.00				
#	Executed Elements	Info	Base Value	GOE	J1	J2	J3	J4	J5	J6	J7	J8	J9	Ref.	Scores of Panel	
1	3Lo		4.90	0.70	2	2	1	1	2	1	2	1	1		5.60	
2	3Lz		5.90	-1.77	-3	-3	-2	-3	-3	-3	-4	-4	-2		4.13	
3	FCCoSp3V		2.25	0.03	1	1	1	0	-1	0	-1	0	0		2.28	
4	2A		3.30	-1.08	-4	-3	-2	-4	-4	-3	-4	-3	-2		2.22	
5	3Lz+REP	F	4.13	-2.95	-5	-5	-5	-5	-5	-5	-5	-5	-5		1.18	
6	3Sq+1Eu+2F	q	7.26	x -0.80	-2	-2	-1	-2	-2	-1	-2	-2	-2		6.46	
7	LSp1		1.50	0.15	1	2	1	0	1	0	2	1	1		1.65	
8	ChSq1		3.00	0.14	1	0	0	1	0	0	1	0	0		3.14	
9	3S+2T		6.16	x 0.18	1	1	2	0	1	0	0	0	0		6.34	
10	2Lz		2.31	x 0.18	1	1	1	0	2	1	1	1	0		2.49	
11	CCoSp4		3.50	0.65	2	2	3	1	2	2	2	2	0		4.15	
			<b>44.21</b>												<b>39.64</b>	
Program Components			Factor													
Composition			2.67	4.75	4.75	5.75	5.50	6.00	5.75	5.50	5.50	5.50	6.00	6.00		5.54
Presentation			2.67	4.75	5.00	5.50	5.25	5.50	5.75	5.75	5.75	5.25	6.00	6.00		5.43
Skating Skills			2.67	6.00	5.50	6.00	5.25	5.75	6.00	6.00	6.00	5.75	6.25	6.25		5.86
<b>Judges Total Program Component Score (factored)</b>																<b>44.94</b>
<b>Deductions:</b>			Falls	-1.00 (1)											<b>-1.00</b>	

**Official OC Partner:**



**JUDGES DETAILS PER SKATER**  
**JUNIOR WOMEN FREE SKATING**

Rank	Name	Nation	Starting Number	Total Segment Score	Total Element Score	Total Program Component Score (factored)						Total Deductions			
13	Gabriele JUSKAITE	LTU	24	82.78	41.31	43.47						-2.00			
#	Executed Elements	Info	Base Value	GOE	J1	J2	J3	J4	J5	J6	J7	J8	J9	Ref.	Scores of Panel
1	3Lz	F	5.90	-2.95	-5	-5	-5	-5	-5	-5	-5	-5	-5		2.95
2	3F+2T+1A+SEQ		7.70	0.08	0	0	1	1	0	-2	0	0	0		7.78
3	3Lo		4.90	0.14	0	0	1	2	1	-1	0	0	0		5.04
4	FSSp1		2.00	0.00	0	-1	2	0	-2	0	1	0	0		2.00
5	3Lz+REP		4.13	0.67	2	2	2	2	1	1	0	0	0		4.80
6	3F<	F	4.66	x -2.12	-5	-5	-5	-5	-5	-5	-5	-5	-5		2.54
7	3S+2T		6.16	x -0.31	-1	-1	0	-1	0	-1	-1	0	-2		5.85
8	2Lz		2.31	x 0.06	1	0	1	0	0	1	0	0	0		2.37
9	ChSq1		3.00	-0.36	-2	0	0	1	-2	0	0	-1	-3		2.64
10	CCoSp3		3.00	0.47	2	1	3	2	1	1	3	1	1		3.47
11	LSp2		1.90	-0.03	2	0	0	-1	0	0	-3	0	0		1.87
			<b>45.66</b>												<b>41.31</b>
Program Components			Factor												
Composition			2.67	5.25	4.50	5.50	5.50	5.50	5.75	5.50	5.50	5.25	5.75	5.46	
Presentation			2.67	5.00	4.50	5.25	5.00	5.50	5.25	5.50	5.25	5.25	5.25	5.21	
Skating Skills			2.67	5.50	4.75	5.75	5.50	5.75	5.50	5.75	5.50	5.75	6.25	5.61	
<b>Judges Total Program Component Score (factored)</b>														<b>43.47</b>	
<b>Deductions:</b>			Falls	-2.00 (2)											<b>-2.00</b>

Rank	Name	Nation	Starting Number	Total Segment Score	Total Element Score	Total Program Component Score (factored)						Total Deductions			
14	Olesya RAY	GER	27	82.44	39.35	47.09						-4.00			
#	Executed Elements	Info	Base Value	GOE	J1	J2	J3	J4	J5	J6	J7	J8	J9	Ref.	Scores of Panel
1	3Lz<	F	4.72	-2.36	-5	-5	-5	-5	-5	-5	-5	-5	-5		2.36
2	3Lz<+2Aq+SEQ	<	8.02	-1.82	-5	-4	-5	-3	-5	-2	-2	-4	-4		6.20
3	3Loq+2T	q	6.20	-0.91	-1	-2	-2	-1	-2	-2	-2	-2	-2		5.29
4	CCoSp4		3.50	1.10	3	3	4	3	3	3	5	3	1		4.60
5	ChSq1		3.00	0.71	1	1	0	3	2	1	3	1	1		3.71
6	3Lo<	<	3.92	-1.07	-3	-3	-3	-2	-2	-2	-3	-3	-3		2.85
7	3S<	F	3.78	x -1.72	-5	-5	-5	-5	-5	-5	-5	-5	-5		2.06
8	2A		3.63	x 0.14	0	0	0	1	2	1	1	0	0		3.77
9	3T<	F	3.70	x -1.68	-5	-5	-5	-5	-5	-5	-5	-5	-5		2.02
10	FSSp3		2.60	0.26	1	0	2	1	1	1	2	0	1		2.86
11	LSp4		2.70	0.93	4	3	3	4	4	3	5	3	1		3.63
			<b>45.77</b>												<b>39.35</b>
Program Components			Factor												
Composition			2.67	5.50	5.25	5.75	6.50	6.25	6.25	6.75	5.50	6.00	5.96		
Presentation			2.67	5.25	5.25	5.50	6.00	6.00	6.00	6.50	5.50	6.00	5.75		
Skating Skills			2.67	5.50	6.25	5.50	5.75	6.25	6.25	6.50	5.50	6.00	5.93		
<b>Judges Total Program Component Score (factored)</b>														<b>47.09</b>	
<b>Deductions:</b>			Time violation	-1.00	Falls	-3.00 (3)						<b>-4.00</b>			

**Official OC Partner:**

**JUDGES DETAILS PER SKATER**  
**JUNIOR WOMEN FREE SKATING**

Rank	Name	Nation	Starting Number	Total Segment Score	Total Element Score	Total Program Component Score (factored)						Total Deductions				
15	Darja TRUBITSON	FIN	21	81.91	40.19	42.72						-1.00				
#	Executed Elements	Info	Base Value	GOE	J1	J2	J3	J4	J5	J6	J7	J8	J9	Ref.	Scores of Panel	
1	3T+2A+SEQ		7.50	0.78	2	3	2	2	2	2	1	2	1		8.28	
2	3Lz		5.90	-1.77	-3	-4	-3	-4	-2	-3	-3	-3	-2		4.13	
3	3Lzq+3Tq	q	10.10	-1.94	-4	-4	-4	-2	-3	-2	-4	-5	-2		8.16	
4	3F<	<	4.24	-1.70	-4	-4	-3	-2	-4	-4	-5	-5	-4		2.54	
5	CCoSp4		3.50	0.30	1	1	0	1	2	1	1	-1	1		3.80	
6	2A+1Eu+3S<<	<<	5.61	-1.08	-3	-3	-4	-3	-4	-3	-4	-3	-3		4.53	
7	3Lo<<	<<	1.87	x -0.80	-5	-4	-5	-3	-5	-5	-4	-5	-5		1.07	
8	2F	x	1.98	0.00	0	0	0	0	0	1	0	0	0		1.98	
9	LSp1		1.50	-0.54	-4	-4	-4	-3	-3	-3	-4	-4	-2		0.96	
10	ChSq1		3.00	0.79	2	1	0	3	-1	3	2	2	1		3.79	
11	FCSSp1	F	1.90	-0.95	-4	-5	-5	-5	-5	-5	-5	-5	-5		0.95	
			<b>47.10</b>												<b>40.19</b>	
Program Components			Factor													
Composition			2.67	5.25	4.75	5.50	5.50	5.50	5.75	5.25	5.25	5.75			5.43	
Presentation			2.67	5.00	5.00	5.25	5.25	5.00	5.50	5.50	5.25	5.75			5.25	
Skating Skills			2.67	5.00	4.50	5.25	5.25	5.25	5.50	5.75	5.25	5.75			5.32	
<b>Judges Total Program Component Score (factored)</b>																<b>42.72</b>
<b>Deductions:</b>			Falls	-1.00 (1)											<b>-1.00</b>	

Rank	Name	Nation	Starting Number	Total Segment Score	Total Element Score	Total Program Component Score (factored)						Total Deductions				
16	Angelina ISMALONE	THA	6	77.31	40.60	36.71						0.00				
#	Executed Elements	Info	Base Value	GOE	J1	J2	J3	J4	J5	J6	J7	J8	J9	Ref.	Scores of Panel	
1	2A		3.30	0.33	1	1	1	1	1	1	1	1	1		3.63	
2	3S+2T		5.60	0.18	1	1	1	0	0	1	0	0	0		5.78	
3	3Tq+2T	q	5.50	-0.78	-2	-1	-2	-2	-2	-1	-2	-2	-2		4.72	
4	FCCoSp2		2.50	0.25	1	1	1	1	1	1	1	0	1		2.75	
5	3T<	<	3.36	-0.82	-3	-3	-3	-2	-2	-2	-2	-3	-2		2.54	
6	2A	x	3.63	0.14	0	1	0	0	1	0	1	1	0		3.77	
7	CCoSp4		3.50	0.25	1	1	0	1	1	1	-2	0	1		3.75	
8	ChSq1		3.00	0.43	1	0	0	1	1	1	1	1	1		3.43	
9	3S<	<	3.78	x -0.84	-3	-3	-2	-2	-2	-3	-2	-3	-2		2.94	
10	2F+1Eu+2F	x	4.51	-0.03	0	0	0	0	0	1	-1	0	-2		4.48	
11	LSp3		2.40	0.41	3	0	2	1	2	3	1	2	1		2.81	
			<b>41.08</b>												<b>40.60</b>	
Program Components			Factor													
Composition			2.67	4.25	4.75	4.25	4.50	4.75	5.25	3.75	4.00	4.75			4.46	
Presentation			2.67	4.50	4.75	4.00	4.50	5.00	5.50	4.00	4.50	4.50			4.54	
Skating Skills			2.67	4.50	5.25	4.50	4.75	4.75	5.00	4.00	4.75	5.00			4.75	
<b>Judges Total Program Component Score (factored)</b>																<b>36.71</b>
<b>Deductions:</b>																<b>0.00</b>

**Official OC Partner:**

**JUDGES DETAILS PER SKATER**  
**JUNIOR WOMEN FREE SKATING**

Rank	Name	Nation	Starting Number	Total Segment Score	Total Element Score	Total Program Component Score (factored)						Total Deductions			
17	Aleksandra JANIKOWSKA	POL	19	72.54	34.38	38.16						0.00			
#	Executed Elements	Info	Base Value	GOE	J1	J2	J3	J4	J5	J6	J7	J8	J9	Ref.	Scores of Panel
1	3T+2A+2T+SEQ		8.80	0.06	0	0	0	1	-1	1	0	0	0		8.86
2	3Lz		5.90	-2.44	-4	-4	-3	-4	-3	-5	-5	-4	-5		3.46
3	3S		4.30	-0.31	-1	-1	-1	0	-1	-2	0	-1	0		3.99
4	CSp3		2.30	-0.07	0	-1	0	0	0	1	-1	0	-1		2.23
5	3Lz+REP		4.13	-2.11	-4	-4	-3	-4	-3	-4	-4	-3	-3		2.02
6	ChSq1		3.00	-0.21	0	-2	-1	0	-1	1	0	0	-1		2.79
7	2T<<	<<	0.44	x -0.20	-5	-5	-5	-4	-5	-5	-5	-5	-5		0.24
8	CCoSp2V		1.88	-0.38	-3	-2	-2	-1	-1	-2	-3	-2	-2		1.50
9	2A+2T*	*	3.63	x -0.09	0	0	1	0	-1	0	0	-1	-1		3.54
10	2F+2Lo<	<	3.48	x -0.77	-5	-5	-5	-3	-5	-4	-3	-4	-4		2.71
11	FSSp4		3.00	0.04	2	0	0	0	0	1	-1	0	0		3.04
			<b>40.86</b>												<b>34.38</b>
Program Components			Factor												
Composition			2.67	4.75	4.25	4.00	4.75	4.25	5.00	5.25	4.75	5.00		4.68	
Presentation			2.67	4.75	3.75	4.00	4.75	4.00	5.25	5.50	4.50	4.75		4.57	
Skating Skills			2.67	5.25	4.50	4.50	5.25	5.00	5.00	5.50	5.00	5.25		5.04	
<b>Judges Total Program Component Score (factored)</b>															<b>38.16</b>

**Deductions:**

**0.00**

Rank	Name	Nation	Starting Number	Total Segment Score	Total Element Score	Total Program Component Score (factored)						Total Deductions			
18	Alexa SEVERN	GBR	16	71.79	33.56	40.23						-2.00			
#	Executed Elements	Info	Base Value	GOE	J1	J2	J3	J4	J5	J6	J7	J8	J9	Ref.	Scores of Panel
1	3S		4.30	-2.15	-5	-5	-5	-5	-5	-5	-5	-5	-5		2.15
2	3Lo<	F	3.92	-1.96	-5	-5	-5	-5	-5	-5	-5	-5	-5		1.96
3	3Lo+2T		6.20	-0.42	-1	-1	-1	0	0	-2	0	-1	-2		5.78
4	3Sq+2T	q	5.60	-0.98	-3	-2	-2	-2	-2	-3	-2	-2	-3		4.62
5	2A		3.30	-1.08	-3	-4	-3	-2	-3	-4	-4	-3	-3		2.22
6	FCSp2		2.30	-0.03	0	-1	0	0	-1	1	0	0	0		2.27
7	2Lz	x	2.31	0.12	1	0	1	0	1	1	1	0	0		2.43
8	CCoSp3		3.00	-0.04	1	-1	-1	1	0	0	0	0	-1		2.96
9	2F+1Eu+2F	x	4.51	-0.05	0	0	0	0	1	-1	0	-1	-1		4.46
10	SSp2		1.60	-0.18	-2	-3	-2	0	-1	-2	0	-1	0		1.42
11	ChSq1		3.00	0.29	1	1	0	2	1	0	1	0	0		3.29
			<b>40.04</b>												<b>33.56</b>
Program Components			Factor												
Composition			2.67	4.75	4.25	4.50	5.50	4.75	5.00	5.75	4.75	5.50		4.96	
Presentation			2.67	4.75	4.50	4.75	5.25	5.00	5.00	5.50	4.75	5.50		5.00	
Skating Skills			2.67	4.50	5.25	4.75	5.25	5.00	4.75	5.75	5.00	6.00		5.11	
<b>Judges Total Program Component Score (factored)</b>															<b>40.23</b>
<b>Deductions:</b>			Falls -2.00 (2)												
															<b>-2.00</b>

Official OC Partner:

**JUDGES DETAILS PER SKATER**  
**JUNIOR WOMEN FREE SKATING**

Rank	Name	Nation	Starting Number	Total Segment Score	Total Element Score	Total Program Component Score (factored)						Total Deductions			
19	Anastasiia VASYLCHENKO	UKR	15	70.85	33.39	39.46						-2.00			
#	Executed Elements	Info	Base Value	GOE	J1	J2	J3	J4	J5	J6	J7	J8	J9	Ref.	Scores of Panel
1	3Lz+2T		7.20	0.84	2	2	1	2	1	2	1	1	1		8.04
2	2A+1Eu+3S	F	8.10	-2.15	-5	-5	-5	-4	-5	-5	-5	-5	-5		5.95
3	3F<<	F	1.80	-0.90	-5	-5	-5	-5	-5	-5	-5	-5	-5		0.90
4	FCSp2		2.30	0.03	1	1	-1	0	-1	1	0	0	0		2.33
5	1Lo		0.50	-0.01	0	-1	0	0	0	-1	0	0	-1		0.49
6	3T	x	4.62	-1.44	-3	-3	-3	-4	-4	-3	-4	-4	-3		3.18
7	CCoSp3		3.00	0.43	2	2	1	2	2	2	-2	0	1		3.43
8	ChSq1		3.00	0.57	1	1	0	2	2	1	2	0	1		3.57
9	3Lz<<	<<	2.31	-1.02	-5	-5	-5	-4	-5	-5	-4	-5	-5		1.29
10	2Aq	x	3.63	-1.51	-5	-4	-5	-4	-5	-4	-5	-5	-4		2.12
11	LSp2		1.90	0.19	2	1	1	1	1	2	-1	0	1		2.09
			<b>38.36</b>											<b>33.39</b>	
Program Components			Factor												
Composition			2.67	5.00	5.50	4.25	5.50	5.00	5.50	4.75	4.75	5.50			5.14
Presentation			2.67	4.25	5.25	4.50	4.75	4.50	5.25	4.75	4.50	4.75			4.71
Skating Skills			2.67	4.50	5.50	4.50	5.00	4.75	5.25	5.00	5.00	5.00			4.93
<b>Judges Total Program Component Score (factored)</b>															<b>39.46</b>
<b>Deductions:</b>			Falls	-2.00 (2)										<b>-2.00</b>	

Rank	Name	Nation	Starting Number	Total Segment Score	Total Element Score	Total Program Component Score (factored)						Total Deductions				
20	SelmaSiri LARSEN	DEN	14	68.59	29.33	40.26						-1.00				
#	Executed Elements	Info	Base Value	GOE	J1	J2	J3	J4	J5	J6	J7	J8	J9	Ref.	Scores of Panel	
1	3S<+2T	<	4.74	-0.69	-2	-1	-2	-2	-2	-2	-2	-2	-2		4.05	
2	2A+1Eu+2S		5.10	-0.19	-2	0	0	0	0	0	-2	-1	-1		4.91	
3	3Lo<	F	3.92	-1.96	-5	-5	-5	-5	-5	-5	-5	-5	-5		1.96	
4	FSSp2		2.30	0.16	1	1	1	2	1	0	-2	0	1		2.46	
5	2A		3.30	-0.90	-3	-3	-2	-3	-2	-3	-3	-3	-2		2.40	
6	1Lz	x	0.66	0.00	0	1	0	0	0	0	0	0	0		0.66	
7	2F	x	1.98	0.13	1	1	1	0	1	1	1	0	0		2.11	
8	CSp2		1.80	0.08	0	2	1	0	1	1	0	0	0		1.88	
9	ChSq1		3.00	0.36	0	2	1	2	1	0	0	-1	1		3.36	
10	2Lo	x	1.87	0.02	0	0	0	0	0	1	1	0	0		1.89	
11	CCoSp4		3.50	0.15	1	1	1	0	1	0	-1	0	0		3.65	
			<b>32.17</b>											<b>29.33</b>		
Program Components			Factor													
Composition			2.67	4.75	6.00	4.50	5.50	5.25	4.75	4.75	4.75	4.75	6.00			5.11
Presentation			2.67	4.50	6.25	4.75	5.50	5.50	4.50	5.00	4.75	5.75			5.11	
Skating Skills			2.67	4.50	5.50	5.00	4.75	5.00	4.50	4.75	4.75	4.75	5.25			4.86
<b>Judges Total Program Component Score (factored)</b>															<b>40.26</b>	
<b>Deductions:</b>			Falls	-1.00 (1)										<b>-1.00</b>		

**Official OC Partner:**

**JUDGES DETAILS PER SKATER**  
**JUNIOR WOMEN FREE SKATING**

Rank	Name	Nation	Starting Number	Total Segment Score	Total Element Score	Total Program Component Score (factored)						Total Deductions			
21	Anastasiia BEZUHLA	POL	7	66.37	31.58	34.79						0.00			
#	Executed Elements	Info	Base Value	GOE	J1	J2	J3	J4	J5	J6	J7	J8	J9	Ref.	Scores of Panel
1	3Lz<+2T	<	6.02	-1.28	-3	-4	-3	-2	-3	-3	-2	-3	-2		4.74
2	3S<+2T	<	4.74	-0.79	-2	-3	-3	-2	-2	-3	-2	-2	-2		3.95
3	3Lz<	<	4.72	-1.42	-4	-4	-3	-2	-3	-3	-2	-3	-3		3.30
4	3S<<	<<	1.30	-0.46	-4	-4	-4	-3	-3	-4	-4	-3	-3		0.84
5	2Lz		2.10	0.12	0	0	0	1	1	1	1	1	0		2.22
6	CSp2		1.80	0.10	1	1	0	0	1	1	0	1	0		1.90
7	2F	x	1.98	0.21	1	2	1	1	1	2	1	1	0		2.19
8	ChSq1		3.00	0.21	0	-1	1	0	1	0	2	1	0		3.21
9	2Lz+2A<+2Loq+SEQ	<	7.08	-1.10	-4	-5	-5	-4	-5	-2	-3	-4	-4		5.98
10	CCoSp		0.00	0.00	-	-	-	-	-	-	-	-	-		0.00
11	FCCoSp4		3.50	-0.25	0	-1	0	0	-2	2	-2	-3	0		3.25
			<b>36.24</b>												<b>31.58</b>
Program Components				Factor											
Composition				2.67	4.00	3.25	4.50	4.50	5.00	4.50	4.00	4.25	3.50		4.18
Presentation				2.67	4.50	4.00	4.50	4.25	5.25	4.50	4.50	5.00	4.00		4.46
Skating Skills				2.67	4.50	3.75	4.50	4.25	5.25	4.25	4.25	4.75	4.25		4.39
<b>Judges Total Program Component Score (factored)</b>														<b>34.79</b>	

**Deductions:**

**0.00**

Rank	Name	Nation	Starting Number	Total Segment Score	Total Element Score	Total Program Component Score (factored)						Total Deductions			
22	Weronika FERLIN	POL	12	65.26	33.25	34.01						-2.00			
#	Executed Elements	Info	Base Value	GOE	J1	J2	J3	J4	J5	J6	J7	J8	J9	Ref.	Scores of Panel
1	2A	F	3.30	-1.65	-5	-5	-5	-5	-5	-5	-5	-5	-5		1.65
2	3T+2T+2Lo		7.20	0.36	0	1	1	1	1	2	1	1	0		7.56
3	3S<	F	3.44	-1.72	-5	-5	-5	-5	-5	-5	-5	-5	-5		1.72
4	3S+2T		5.60	0.43	1	1	1	1	1	1	1	1	0		6.03
5	FSSp4		3.00	0.17	2	1	-1	2	1	1	0	-1	0		3.17
6	2A	x	3.63	0.24	1	0	1	1	2	1	0	1	0		3.87
7	ChSq1		3.00	-0.64	-2	-2	-2	0	-1	-1	0	-1	-3		2.36
8	2T*	x	0.00	0.00	-	-	-	-	-	-	-	-	-		0.00
9	2F	x	1.98	0.00	0	0	0	0	0	-1	0	0	0		1.98
10	FCCoSp4V		2.63	-0.15	-1	-1	-1	0	0	0	-1	-1	0		2.48
11	CCoSp2		2.50	-0.07	0	-1	0	-1	1	0	-1	0	0		2.43
			<b>36.28</b>												<b>33.25</b>
Program Components				Factor											
Composition				2.67	4.25	3.25	3.50	4.50	4.00	4.50	4.50	4.25	4.00		4.14
Presentation				2.67	4.25	3.50	3.50	4.25	4.25	4.75	4.50	4.25	4.00		4.14
Skating Skills				2.67	4.50	3.75	3.75	4.75	4.50	4.75	4.50	4.75	4.50		4.46
<b>Judges Total Program Component Score (factored)</b>														<b>34.01</b>	
<b>Deductions:</b>				Falls	-2.00 (2)									<b>-2.00</b>	

Official OC Partner:

**JUDGES DETAILS PER SKATER**  
**JUNIOR WOMEN FREE SKATING**

Rank	Name	Nation	Starting Number	Total Segment Score	Total Element Score	Total Program Component Score (factored)						Total Deductions			
23	Charlotte JENNES	BEL	11	63.51	29.88	34.63						-1.00			
#	Executed Elements	Info	Base Value	GOE	J1	J2	J3	J4	J5	J6	J7	J8	J9	Ref.	Scores of Panel
1	2A		3.30	0.33	1	1	1	1	1	1	1	1	0		3.63
2	3F<<+2T<	<<	2.84	-0.85	-5	-5	-5	-4	-5	-2	-4	-5	-5		1.99
3	3S<<	F	1.30	-0.65	-5	-5	-5	-5	-5	-5	-5	-5	-5		0.65
4	CSSp2		2.30	0.03	-2	2	-1	1	0	0	2	-1	0		2.33
5	ChSq1		3.00	-0.29	-1	-4	-1	0	-1	0	0	-1	0		2.71
6	3S<+2Tq+2Loq	<	6.44	-1.62	-5	-5	-5	-4	-5	-4	-2	-5	-5		4.82
7	2Lz+2A<<+SEQ	<<	3.52	x -0.66	-3	-3	-3	-3	-3	-4	-4	-3	-3		2.86
8	2F		1.98	x 0.00	0	0	0	0	0	0	0	0	0		1.98
9	2Lz	x	2.31	0.03	0	0	0	0	1	1	0	0	0		2.34
10	CCoSp4		3.50	0.20	1	1	1	1	0	1	0	0	0		3.70
11	FCCoSp3		3.00	-0.13	0	-2	-1	0	0	0	-1	-1	0		2.87
			<b>33.49</b>												<b>29.88</b>
Program Components				Factor											
Composition				2.67	4.00	3.00	4.00	4.50	4.25	4.25	4.25	4.25	4.25		4.18
Presentation				2.67	4.00	3.00	4.00	4.25	4.25	4.50	4.75	4.50	4.50		4.29
Skating Skills				2.67	4.50	4.25	4.50	4.75	4.50	4.25	4.50	4.50	5.00		4.50
<b>Judges Total Program Component Score (factored)</b>														<b>34.63</b>	
<b>Deductions:</b>				Falls	-1.00 (1)									<b>-1.00</b>	

Rank	Name	Nation	Starting Number	Total Segment Score	Total Element Score	Total Program Component Score (factored)						Total Deductions			
24	Celia Vandhana GARNACHO	ESP	8	62.93	27.99	35.94						-1.00			
#	Executed Elements	Info	Base Value	GOE	J1	J2	J3	J4	J5	J6	J7	J8	J9	Ref.	Scores of Panel
1	3F		5.30	-0.98	-3	-2	-2	-1	-2	-2	-1	-2	-2		4.32
2	3T<	F	3.36	-1.68	-5	-5	-5	-5	-5	-5	-5	-5	-5		1.68
3	2Lo		1.70	-0.83	-5	-5	-5	-4	-5	-5	-5	-4	-5		0.87
4	LSp2		1.90	0.22	1	2	2	2	1	1	1	0	0		2.12
5	2A+1Eu+2F		5.60	0.05	0	0	0	1	0	1	0	0	0		5.65
6	CCoSp2V		1.88	0.16	2	1	1	1	0	3	1	0	-1		2.04
7	ChSq1		3.00	0.14	0	0	0	0	2	1	1	0	0		3.14
8	1A	x	1.21	-0.46	-4	-4	-5	-4	-5	-5	-4	-3	-3		0.75
9	2F	x	1.98	-0.08	0	-1	-1	0	-1	0	0	0	-1		1.90
10	2Lo	x	1.87	0.00	0	0	0	0	0	0	0	0	0		1.87
11	FCCoSp4		3.50	0.15	1	-1	0	0	1	1	-1	1	1		3.65
			<b>31.30</b>												<b>27.99</b>
Program Components				Factor											
Composition				2.67	4.00	3.75	5.00	4.25	4.75	5.25	4.25	4.00	4.50		4.39
Presentation				2.67	3.75	3.25	4.50	4.25	4.50	5.50	4.75	4.25	3.75		4.25
Skating Skills				2.67	4.50	4.50	5.25	4.50	5.50	5.50	5.00	4.50	3.75		4.82
<b>Judges Total Program Component Score (factored)</b>														<b>35.94</b>	
<b>Deductions:</b>				Falls	-1.00 (1)									<b>-1.00</b>	

**Official OC Partner:**

**JUDGES DETAILS PER SKATER**  
**JUNIOR WOMEN FREE SKATING**

Rank	Name	Nation	Starting Number	Total Segment Score	Total Element Score	Total Program Component Score (factored)							Total Deductions			
25	Luna SHIMOGAKI	AUS	13	61.39	29.58	32.81							-1.00			
#	Executed Elements	Info	Base Value	GOE	J1	J2	J3	J4	J5	J6	J7	J8	J9	Ref.	Scores of Panel	
1	3Loq	q	4.90	-1.26	-3	-2	-3	-2	-2	-3	-3	-2	-3		3.64	
2	3T<<+2A<<+SEQ	<<	3.94	-1.28	-5	-5	-5	-4	-5	-4	-5	-5	-5		2.66	
3	3T<	<	3.36	-0.91	-3	-3	-3	-2	-2	-3	-2	-3	-3		2.45	
4	2F		1.80	0.00	0	0	0	0	0	1	0	0	0		1.80	
5	LSp3		2.40	0.24	3	1	0	1	1	1	1	1	1		2.64	
6	2Lz		2.10	0.00	0	0	0	0	0	0	0	0	0		2.10	
7	2Lz+2Lo<<	F	2.86	x -1.05	-5	-5	-5	-5	-5	-5	-5	-5	-5		1.81	
8	2A<<+2Tq+2Lo<	<<	4.14	x -0.64	-5	-5	-5	-4	-5	-4	-5	-5	-1		3.50	
9	FCCoSp3		3.00	-0.09	0	-1	0	0	0	0	-2	-1	0		2.91	
10	ChSq1		3.00	-0.14	-2	-1	-1	1	0	1	1	-2	0		2.86	
11	CCoSp3		3.00	0.21	1	2	0	1	0	2	0	1	0		3.21	
			<b>34.50</b>												<b>29.58</b>	
Program Components			Factor													
Composition			2.67	3.50	3.50	3.50	4.50	4.00	4.75	4.75	4.25	4.25				4.11
Presentation			2.67	3.25	3.50	3.25	4.25	3.75	4.75	4.75	4.00	4.00				3.93
Skating Skills			2.67	3.50	4.25	3.50	4.50	4.25	4.75	4.75	4.25	4.25				4.25
<b>Judges Total Program Component Score (factored)</b>																<b>32.81</b>
<b>Deductions:</b>			Falls	-1.00 (1)											<b>-1.00</b>	

Rank	Name	Nation	Starting Number	Total Segment Score	Total Element Score	Total Program Component Score (factored)							Total Deductions			
26	Victoria TABE ARTASANCHEZ	MEX	10	57.90	24.38	34.52							-1.00			
#	Executed Elements	Info	Base Value	GOE	J1	J2	J3	J4	J5	J6	J7	J8	J9	Ref.	Scores of Panel	
1	2A<<+2T<<	<<	1.50	-0.52	-5	-5	-5	-4	-5	-4	-4	-5	-5		0.98	
2	2Lz+2T+2Lo<	<	4.76	-0.45	-2	-3	-2	0	-2	-2	-2	-2	-3		4.31	
3	2A<<	<<	1.10	-0.38	-4	-4	-3	-3	-4	-4	-3	-3	-3		0.72	
4	FCSSp3		2.60	0.22	1	0	0	1	1	1	1	1	1		2.82	
5	2F+2Lo		3.50	0.00	0	0	0	0	0	0	0	0	0		3.50	
6	2Lz<	F	1.85	x -0.84	-5	-5	-5	-5	-5	-5	-5	-5	-5		1.01	
7	ChSq1		3.00	0.00	0	-1	1	1	0	-1	0	1	-1		3.00	
8	LSp1		1.50	-0.02	0	-1	-1	0	0	0	0	0	0		1.48	
9	2S		1.43	x 0.04	0	0	1	0	0	1	1	0	0		1.47	
10	2F		1.98	x -0.54	-3	-4	-3	-3	-3	-3	-3	-3	-2		1.44	
11	CCoSp4		3.50	0.15	0	1	1	0	0	1	0	1	0		3.65	
			<b>26.72</b>												<b>24.38</b>	
Program Components			Factor													
Composition			2.67	4.25	3.50	4.50	4.50	4.50	4.25	4.25	4.25	4.25	4.50			4.36
Presentation			2.67	4.25	3.75	4.75	4.50	4.75	4.25	4.25	4.25	4.25	4.75			4.43
Skating Skills			2.67	3.75	3.75	4.25	4.25	4.50	4.00	4.25	4.00	4.50			4.14	
<b>Judges Total Program Component Score (factored)</b>																<b>34.52</b>
<b>Deductions:</b>			Falls	-1.00 (1)											<b>-1.00</b>	

Official OC Partner:

**JUDGES DETAILS PER SKATER**  
**JUNIOR WOMEN FREE SKATING**

Rank	Name	Nation	Starting Number	Total Segment Score	Total Element Score	Total Program Component Score (factored)						Total Deductions			
27	Whitney FORD	GRE	1	56.74	25.09	31.65						0.00			
#	Executed Elements	Info	Base Value	GOE	J1	J2	J3	J4	J5	J6	J7	J8	J9	Ref.	Scores of Panel
1	1A+2T		2.40	0.11	1	1	0	1	1	1	1	1	0		2.51
2	2A		3.30	-0.99	-3	-3	-3	-3	-3	-3	-3	-4	-3		2.31
3	2S		1.30	0.02	0	0	0	0	0	1	1	0	0		1.32
4	FCSp1		1.90	-0.05	1	0	-1	0	0	0	-2	-1	0		1.85
5	2F+2T		3.10	0.03	-1	0	0	0	0	1	0	1	0		3.13
6	2Lo+1Eu+2S		3.85	x 0.00	0	0	0	0	0	0	0	0	-1		3.85
7	ChSq1		3.00	0.29	1	0	1	2	1	0	0	-1	1		3.29
8	1F		0.55	x 0.00	0	0	0	0	0	0	-1	0	0		0.55
9	2Lo		1.87	x 0.00	0	0	0	0	0	-1	0	0	1		1.87
10	FCCoSp1V		1.50	-0.13	0	-2	0	0	0	-1	-2	-2	-1		1.37
11	CCoSp3		3.00	0.04	0	0	0	1	0	1	0	-1	0		3.04
			<b>25.77</b>												<b>25.09</b>
Program Components			Factor												
Composition			2.67	3.50	4.25	4.00	4.00	4.25	4.25	3.50	3.75	3.50			3.89
Presentation			2.67	3.50	4.50	4.25	3.75	4.25	4.25	4.00	4.00	4.00			4.07
Skating Skills			2.67	3.25	4.75	3.75	4.00	4.25	4.00	3.75	4.00	3.50			3.89
<b>Judges Total Program Component Score (factored)</b>															<b>31.65</b>

**Deductions:**

**0.00**

Rank	Name	Nation	Starting Number	Total Segment Score	Total Element Score	Total Program Component Score (factored)						Total Deductions			
28	Sabina ALIEVA	AZE	20	56.73	23.76	35.97						-3.00			
#	Executed Elements	Info	Base Value	GOE	J1	J2	J3	J4	J5	J6	J7	J8	J9	Ref.	Scores of Panel
1	3Lz<<	<<	2.10	-1.05	-5	-5	-5	-4	-5	-5	-5	-5	-5		1.05
2	3Fq	F	5.30	-2.65	-5	-5	-5	-5	-5	-5	-5	-5	-5		2.65
3	2A+COMBO+2S*	*	3.30	-1.46	-5	-4	-5	-4	-5	-5	-4	-4	-4		1.84
4	3Lz!<+REP	<	3.30	-1.55	-4	-4	-5	0	-4	-3	-1	-3	-4		1.75
5	FCCoSp4		3.50	0.20	2	1	1	1	-2	2	-2	1	0		3.70
6	3F<<+REP	F	1.39	x -0.90	-5	-5	-5	-5	-5	-5	-5	-5	-5		0.49
7	3Lo<<	F	1.87	x -0.85	-5	-5	-5	-5	-5	-5	-5	-5	-5		1.02
8	3S		4.73	x -0.43	-1	-1	-2	0	-1	-2	0	0	-2		4.30
9	ChSq1		3.00	-0.79	-1	-3	-3	0	-1	0	-1	-3	-2		2.21
10	FCSp2		2.30	0.10	2	0	0	-1	0	2	0	1	0		2.40
11	CCoSp3V		2.25	0.10	1	1	1	0	0	2	-2	0	0		2.35
			<b>33.04</b>												<b>23.76</b>
Program Components			Factor												
Composition			2.67	4.50	3.00	4.25	5.25	4.50	5.25	3.75	4.50	4.75			4.50
Presentation			2.67	4.00	3.50	4.00	4.75	4.50	4.50	4.25	4.50	4.25			4.29
Skating Skills			2.67	4.50	4.75	4.50	4.75	4.75	5.00	4.50	4.75	4.75			4.68
<b>Judges Total Program Component Score (factored)</b>															<b>35.97</b>
<b>Deductions:</b>			Falls -3.00 (3)												<b>-3.00</b>

Official OC Partner:



**JUDGES DETAILS PER SKATER**  
**JUNIOR WOMEN FREE SKATING**

Rank	Name	Nation	Starting Number	Total Segment Score	Total Element Score	Total Program Component Score (factored)						Total Deductions				
29	Yagmur Derin KEVINC	TUR	3	54.77	25.36	30.41						-1.00				
#	Executed Elements	Info	Base Value	GOE	J1	J2	J3	J4	J5	J6	J7	J8	J9	Ref.	Scores of Panel	
1	3S<<	<<	1.30	-0.43	-4	-3	-3	-3	-4	-3	-4	-3	-3		0.87	
2	2A<<	<<	1.10	-0.52	-5	-4	-5	-4	-5	-4	-5	-5	-5		0.58	
3	2A<<	<<	1.10	-0.55	-5	-5	-5	-5	-5	-5	-5	-5	-5		0.55	
4	2Lz+2T		3.40	0.06	0	0	0	1	0	1	0	1	0		3.46	
5	FCCoSp4		3.50	0.05	1	0	1	1	0	0	-2	-1	0		3.55	
6	FCSp3		2.80	0.04	1	-1	0	0	0	1	0	0	0		2.84	
7	2Lzq+2T<	<	3.45	x -0.84	-4	-5	-4	-4	-4	-4	-4	-4	-4		2.61	
8	ChSq1		3.00	-0.71	-2	-2	-1	0	-1	-1	-2	-1	-2		2.29	
9	2F		1.98	x -0.15	0	-1	-1	0	-2	-1	-2	-1	0		1.83	
10	2F+1Eu+2S<	<	3.67	x -0.44	-2	-3	-2	-2	-2	-3	-3	-3	-2		3.23	
11	CCoSp4		3.50	0.05	0	0	0	1	0	1	0	0	0		3.55	
			<b>28.80</b>												<b>25.36</b>	
Program Components			Factor													
Composition			2.67	3.50	3.50	3.75	4.00	3.50	3.75	3.75	3.75	3.75	3.25		3.64	
Presentation			2.67	3.25	3.75	4.00	3.75	4.00	4.25	3.75	3.75	3.50		3.79		
Skating Skills			2.67	3.50	4.50	4.25	4.25	3.75	4.00	4.00	3.75	3.75		3.96		
<b>Judges Total Program Component Score (factored)</b>																<b>30.41</b>
<b>Deductions:</b>			Time violation											-1.00		

Rank	Name	Nation	Starting Number	Total Segment Score	Total Element Score	Total Program Component Score (factored)						Total Deductions				
30	Rebecca TOFT	LUX	2	52.76	24.87	28.89						-1.00				
#	Executed Elements	Info	Base Value	GOE	J1	J2	J3	J4	J5	J6	J7	J8	J9	Ref.	Scores of Panel	
1	2Lo		1.70	0.00	0	0	0	0	0	1	0	0	0		1.70	
2	2A	F	3.30	-1.65	-5	-5	-5	-5	-5	-5	-5	-5	-5		1.65	
3	SSp2		1.60	0.00	0	-1	0	0	1	1	0	0	-1		1.60	
4	2Lo		1.70	-0.12	0	-1	0	-1	-1	-1	0	-1	-2		1.58	
5	2Lzl+2T	!	3.40	-1.02	-4	-5	-5	-4	-5	-5	-5	-5	-5		2.38	
6	FCCoSp3		3.00	-0.39	0	-3	-1	0	-5	-2	-2	-1	0		2.61	
7	2F		1.98	x -0.59	-3	-4	-3	-4	-4	-3	-3	-3	-3		1.39	
8	2Lz+1Eu+2S	x	4.29	x -0.15	0	-2	-1	0	0	-1	-2	0	-1		4.14	
9	ChSq1		3.00	-0.43	0	-2	-1	0	0	-1	-1	-2	-1		2.57	
10	2F+1A+SEQ	x	3.19	x -0.33	-2	-3	-2	-1	-1	-3	-2	-1	-2		2.86	
11	CCoSp2		2.50	-0.11	1	-1	0	0	0	-1	-1	0	-1		2.39	
			<b>29.66</b>												<b>24.87</b>	
Program Components			Factor													
Composition			2.67	3.25	2.75	3.75	4.25	3.50	3.75	3.75	3.50	3.50		3.57		
Presentation			2.67	3.25	3.00	3.75	3.75	3.50	3.75	3.50	3.50	3.75	3.25		3.54	
Skating Skills			2.67	3.50	3.50	4.25	4.00	3.75	3.75	3.75	3.75	3.75	3.50		3.71	
<b>Judges Total Program Component Score (factored)</b>																<b>28.89</b>
<b>Deductions:</b>			Falls											-1.00 (1)		

**Official OC Partner:**

**JUDGES DETAILS PER SKATER**  
**JUNIOR WOMEN FREE SKATING**

Rank	Name	Nation	Starting Number	Total Segment Score	Total Element Score	Total Program Component Score (factored)						Total Deductions				
31	Linnea KILSAND	NOR	9	50.59	18.12	33.47						-1.00				
#	Executed Elements	Info	Base Value	GOE	J1	J2	J3	J4	J5	J6	J7	J8	J9	Ref.	Scores of Panel	
1	2Lz		2.10	0.18	2	1	1	1	0	1	2	0	0		2.28	
2	2Lo<<	<<	0.50	-0.25	-5	-5	-5	-4	-5	-5	-5	-5	-5		0.25	
3	2S<<	<<	0.40	-0.20	-5	-5	-5	-5	-5	-5	-5	-5	-5		0.20	
4	3S<	<	3.44	-1.28	-4	-4	-5	-3	-3	-4	-4	-3	-4		2.16	
5	FCSp3		2.80	-0.32	1	-1	-1	-2	-1	-1	-2	-1	-1		2.48	
6	SSp2		1.60	-0.07	1	-1	0	0	-1	-1	-1	0	0		1.53	
7	2T<<	<<	0.44	x -0.19	-5	-4	-5	-4	-5	-5	-5	-5	-5		0.25	
8	2T+2T*+2Lo<<	F	1.98	x -0.65	-5	-5	-5	-5	-5	-5	-5	-5	-5		1.33	
9	1A		1.21	x 0.00	0	0	0	0	-1	1	0	0	0		1.21	
10	ChSq1		3.00	0.43	1	1	0	0	1	1	2	1	1		3.43	
11	CCoSp3		3.00	0.00	0	-1	0	-2	1	0	0	1	0		3.00	
			<b>20.47</b>												<b>18.12</b>	
Program Components			Factor													
Composition			2.67	4.25	3.25	4.25	4.25	4.25	4.75	4.50	4.25	4.25	4.50		4.32	
Presentation			2.67	3.50	3.50	4.00	4.00	5.00	4.25	4.00	4.00	4.00	3.75		3.93	
Skating Skills			2.67	4.25	4.25	4.75	4.25	5.25	4.25	4.00	4.25	4.00		4.29		
<b>Judges Total Program Component Score (factored)</b>																<b>33.47</b>
<b>Deductions:</b>			Falls	-1.00 (1)											<b>-1.00</b>	

Rank	Name	Nation	Starting Number	Total Segment Score	Total Element Score	Total Program Component Score (factored)						Total Deductions				
32	Lilia VLASENKO	ARG	5	49.60	22.60	27.00						0.00				
#	Executed Elements	Info	Base Value	GOE	J1	J2	J3	J4	J5	J6	J7	J8	J9	Ref.	Scores of Panel	
1	1A		1.10	0.02	1	0	1	0	0	0	-1	0	0		1.12	
2	3S<<	<<	1.30	-0.58	-4	-4	-4	-4	-5	-5	-4	-5	-5		0.72	
3	1A		1.10	0.00	0	0	0	0	0	0	0	0	0		1.10	
4	3S<<+REP	<<	0.91	-0.65	-5	-5	-5	-4	-5	-5	-5	-5	-5		0.26	
5	FSSp3		2.60	-0.07	0	0	0	0	0	-1	-2	-1	0		2.53	
6	2Lz+1Eu+2F		4.40	-0.06	0	-1	0	0	0	1	-1	0	-1		4.34	
7	2F+2T		3.41	x -0.03	0	-1	0	0	0	0	-1	1	0		3.38	
8	2Lo+2T		3.30	x -0.05	0	0	0	0	-1	0	-1	0	-1		3.25	
9	CCoSp2		2.50	-0.43	-3	-3	-2	-1	-1	-1	-1	-2	-2		2.07	
10	ChSq1		3.00	-0.71	-3	-3	-1	0	0	-1	-1	-2	-2		2.29	
11	LSp1		1.50	0.04	1	0	0	0	1	1	-1	0	0		1.54	
			<b>25.12</b>												<b>22.60</b>	
Program Components			Factor													
Composition			2.67	2.75	3.00	3.25	4.00	3.75	3.50	3.25	3.25	2.75		3.25		
Presentation			2.67	3.25	3.00	3.50	3.75	3.75	3.75	3.50	3.25	2.75		3.43		
Skating Skills			2.67	3.25	3.25	3.25	4.00	3.50	3.75	3.50	3.50	3.25		3.43		
<b>Judges Total Program Component Score (factored)</b>																<b>27.00</b>
<b>Deductions:</b>																<b>0.00</b>

**Official OC Partner:**

**JUDGES DETAILS PER SKATER**  
**JUNIOR WOMEN FREE SKATING**

Rank	Name	Nation	Starting Number	Total Segment Score	Total Element Score	Total Program Component Score (factored)						Total Deductions				
33	Dunja TRESNJIC	SRB	4	48.86	22.64	28.22						-2.00				
#	Executed Elements	Info	Base Value	GOE	J1	J2	J3	J4	J5	J6	J7	J8	J9	Ref.	Scores of Panel	
1	2A<+1Eu+2S	<	4.44	-0.60	-2	-4	-2	-2	-2	-2	-3	-3	-2		3.84	
2	3S	F	4.30	-2.15	-5	-5	-5	-5	-5	-5	-5	-5	-5		2.15	
3	2A<	<	2.64	-1.02	-3	-4	-4	-3	-3	-5	-5	-5	-2		1.62	
4	ChSq1		3.00	-0.29	0	-1	0	-1	0	0	-1	-1	-2		2.71	
5	2Lo+2T		3.00	0.00	0	0	0	0	0	1	0	0	0		3.00	
6	3T<<	F	1.30	-0.65	-5	-5	-5	-5	-5	-5	-5	-5	-5		0.65	
7	LSp1		1.50	-0.09	0	-2	0	0	0	-1	-1	-2	0		1.41	
8	FSSp		0.00	0.00	-	-	-	-	-	-	-	-	-		0.00	
9	2F+1T	x	2.42	0.00	0	0	0	0	0	0	0	0	-1		2.42	
10	CCoSp3		3.00	-0.26	0	-2	-1	0	0	-1	-1	-2	-1		2.74	
11	2Lz!	!	2.31	-0.21	-1	-1	-1	-1	-1	0	-1	-1	-1		2.10	
			<b>27.91</b>												<b>22.64</b>	
Program Components			Factor													
Composition			2.67	3.25	2.50	3.50	3.75	3.25	4.25	3.75	3.75	3.50				3.54
Presentation			2.67	3.50	2.25	3.50	3.50	3.25	4.25	3.75	3.50	3.25				3.46
Skating Skills			2.67	3.50	3.25	3.75	3.75	3.50	4.00	3.50	3.75	3.25				3.57
<b>Judges Total Program Component Score (factored)</b>														<b>28.22</b>		
<b>Deductions:</b>			Falls	-2.00 (2)											<b>-2.00</b>	

Legend:							
#	Sequence number	GOE	Grade of Execution	Jx	Judges (x=1-9)	Ref.	Referee
*	Invalid element	<	Under-rotated jump	<<	Downgraded jump	REP	Jump repetition
x	Credit for highlight distribution, base value multiplied by 1.1			!	Not clear edge		
F	Fall	q	Jump landed on the quarter				

**Official OC Partner:**

## JUNIOR MEN

<b>Hala Olivia</b>	28 SEP 2023	18:10	Short Program
	30 SEP 2023	12:15	Free Skating

Size of Skating Arena:	30m*60m
Ice Conditions:	very good
Number of Entries:	24
Number of Participants:	24

Entry Withdrawn:

<b>Short Program</b>			
Duration:	2:40 +/- 10 seconds		
Segment Factor:	1.00		
<b>Program Component Factors:</b>	Composition		1.67
	Presentation		1.67
	Skating Skills		1.67

<b>Free Skating</b>			
Duration:	3:30 +/- 10 seconds		
Segment Factor:	1.00		
<b>Program Component Factors:</b>	Composition		3.33
	Presentation		3.33
	Skating Skills		3.33

### Official OC Partner:

**RESULTS**

**JUNIOR MEN**

Pl.	Name	Nation	Total Score	SP	FS
1	Juheon LIM	KOR	221.55	1	1
2	Beck STROMMER	USA	200.22	3	2
3	Daiya EBIHARA	JPN	184.73	7	3
4	Edward APPLEBY	GBR	178.97	2	9
5	Jakub LOFEK	POL	175.86	6	6
6	Kyrylo LISHENKO	UKR	172.39	13	4
7	Noah BODENSTEIN	SUI	168.77	12	5
8	Ali Efe GUNES	TUR	168.24	5	10
9	Arttu JUUSOLA	FIN	167.17	9	7
10	Matvii YEFYMENKO	POL	161.25	16	8
11	Alec GUINZBOURG	CAN	159.25	10	11
12	Aurelian CHERVET	SUI	153.43	14	13
13	Hugo Willi HERRMANN	GER	152.95	15	12
14	Elias SAYED	SWE	150.61	8	16
15	Marko PILIAR	SVK	147.06	11	15
16	Luka IMEDASHVILI	LTU	144.78	18	14
17	Kirills KORKACS	LAT	138.32	17	17
18	Yudong CHEN	CHN	134.92	4	22
19	Yu-Chun HUANG	TPE	132.98	19	18
20	Daniil VALANOV	NOR	128.49	22	19
21	Oscar OLIVER	POL	123.09	20	20
22	Wendell HANSSON-OSTERGAARD	DEN	115.82	23	21
23	Daniel ROUCO MORCILLO	ESP	99.13	21	24
24	Emilio MARISCAL PACHECO	MEX	91.51	24	23



**Ms. Lone VILLEFRANCE, ISU**  
Referee



**Ms. Raffaella LOCATELLI, ISU**  
Technical Controller

<b>Legend:</b>	<b>SP</b> Short Program	<b>FS</b> Free Skating	<b>Pl.</b> Place
----------------	-------------------------	------------------------	------------------

**Official OC Partner:**

## PANEL OF JUDGES

### JUNIOR MEN

#### Officials

Technical Controller	Ms. Raffaella LOCATELLI	ISU
Technical Specialist	Ms. Laura FERNANDEZ	ISU
Technical Specialist	Ms. Monika WAGNER-KUTINOVA	ISU

#### Judges

Referee	Ms. Lone VILLEFRANCE	ISU
Judge No. 1	Ms. Alexandra REATAZA-SVARD	SWE
Judge No. 2	Ms. Yesim KOCAK	TUR
Judge No. 3	Ms. Danielle HARTSELL	USA
Judge No. 4	Ms. Kim Louise ETTRUP	DEN
Judge No. 5	Ms. Hege Rosto JENSEN	NOR
Judge No. 6	Ms. So Young AN	KOR
Judge No. 7	Ms. Anu SORMUNEN	FIN
Judge No. 8	Ms. Christine BLANC	SUI
Judge No. 9	Ms. Olga PALASZ-SOBOLEWSKA	POL

#### Data/Replay Operator

Data Operator	Ms. Anne FAGERSTRÖM	ISU
Replay Operator	Mr. Lorenzo MAGRI	ISU

#### Official OC Partner:

**RESULTS**

**JUNIOR MEN SHORT PROGRAM**

Pl.	Name	Nation	Total Segment Score
1	Juheon LIM	KOR	76.08
2	Edward APPLEBY	GBR	71.14
3	Beck STROMMER	USA	67.58
4	Yudong CHEN	CHN	63.51
5	Ali Efe GUNES	TUR	62.34
6	Jakub LOFEK	POL	62.03
7	Daiya EBIHARA	JPN	60.96
8	Elias SAYED	SWE	59.44
9	Arttu JUUSOLA	FIN	55.42
10	Alec GUINZBOURG	CAN	55.14
11	Marko PILIAR	SVK	54.36
12	Noah BODENSTEIN	SUI	54.17
13	Kyrylo LISHENKO	UKR	54.12
14	Aurelian CHERVET	SUI	53.65
15	Hugo Willi HERRMANN	GER	52.04
16	Matvii YEFYMENKO	POL	51.74
17	Kirills KORKACS	LAT	49.01
18	Luka IMEDASHVILI	LTU	45.88
19	Yu-Chun HUANG	TPE	45.41
20	Oscar OLIVER	POL	43.35
21	Daniel ROUCO MORCILLO	ESP	41.82
22	Daniil VALANOV	NOR	41.82
23	Wendell HANSSON-OSTERGAARD	DEN	41.69
24	Emilio MARISCAL PACHECO	MEX	27.79



**Ms. Lone VILLEFRANCE, ISU**  
 Referee



**Ms. Raffaella LOCATELLI, ISU**  
 Technical Controller

**Official OC Partner:**

**JUDGES DETAILS PER SKATER**  
**JUNIOR MEN SHORT PROGRAM**

Rank	Name	Nation	Starting Number	Total Segment Score	Total Element Score	Total Program Component Score (factored)						Total Deductions				
1	Juheon LIM	KOR	9	76.08	40.90	35.18						0.00				
#	Executed Elements	Info	Base Value	GOE	J1	J2	J3	J4	J5	J6	J7	J8	J9	Ref.	Scores of Panel	
1	3Aq	q	8.00	-1.60	-2	-2	-2	-1	-2	-2	-3	-2	-2		6.40	
2	3F+3T		9.50	1.36	3	3	3	3	2	2	2	2	3		10.86	
3	CCSp4		3.20	-0.46	0	-1	-1	-1	-2	-1	-3	-2	-2		2.74	
4	FSSp4		3.00	0.56	2	1	2	2	2	2	1	2	2		3.56	
5	3Lz	x	6.49	1.35	1	3	2	3	2	3	1	2	3		7.84	
6	StSq4		3.90	0.95	2	2	3	3	2	3	2	2	3		4.85	
7	CCoSp4		3.50	1.15	4	3	4	3	3	4	3	3	3		4.65	
			<b>37.59</b>												<b>40.90</b>	
Program Components			Factor													
Composition			1.67	6.75	6.50	7.50	7.00	7.00	7.25	6.25	5.25	7.00				6.82
Presentation			1.67	7.00	7.00	7.25	7.25	6.75	7.50	6.50	5.75	6.75				6.93
Skating Skills			1.67	7.25	7.50	7.25	7.50	7.50	7.50	7.00	6.75	7.25				7.32
<b>Judges Total Program Component Score (factored)</b>																<b>35.18</b>
<b>Deductions:</b>															<b>0.00</b>	

Rank	Name	Nation	Starting Number	Total Segment Score	Total Element Score	Total Program Component Score (factored)						Total Deductions				
2	Edward APPLEBY	GBR	2	71.14	37.50	33.64						0.00				
#	Executed Elements	Info	Base Value	GOE	J1	J2	J3	J4	J5	J6	J7	J8	J9	Ref.	Scores of Panel	
1	3A		8.00	0.91	1	2	1	2	2	0	-1	2	0		8.91	
2	3Lz		5.90	1.60	3	3	3	3	3	1	2	2	3		7.50	
3	FSSp4		3.00	0.56	1	2	2	2	2	2	1	2	2		3.56	
4	3F+2T	x	7.26	0.45	0	1	2	2	1	0	1	0	1		7.71	
5	CCSp3		2.80	-0.04	0	-1	0	1	0	0	-1	-2	1		2.76	
6	CCoSp4		3.50	0.40	1	2	1	1	1	1	1	2	1		3.90	
7	StSq2		2.60	0.56	2	3	3	2	3	1	2	2	1		3.16	
			<b>33.06</b>												<b>37.50</b>	
Program Components			Factor													
Composition			1.67	6.50	7.00	5.75	7.00	7.25	6.25	7.00	6.50	6.75				6.71
Presentation			1.67	6.75	7.25	6.00	7.25	7.50	6.50	7.75	7.25	6.50				7.00
Skating Skills			1.67	5.75	7.00	5.50	6.50	6.75	6.00	7.50	6.50	6.50				6.43
<b>Judges Total Program Component Score (factored)</b>																<b>33.64</b>
<b>Deductions:</b>															<b>0.00</b>	

Rank	Name	Nation	Starting Number	Total Segment Score	Total Element Score	Total Program Component Score (factored)						Total Deductions					
3	Beck STROMMER	USA	24	67.58	33.64	33.94						0.00					
#	Executed Elements	Info	Base Value	GOE	J1	J2	J3	J4	J5	J6	J7	J8	J9	Ref.	Scores of Panel		
1	2A		3.30	0.66	0	2	3	3	2	2	1	2	2		3.96		
2	3F+3T		9.50	-0.61	-2	0	-2	0	-1	-1	-2	-1	-1		8.89		
3	FSSp4		3.00	-0.21	-2	0	-1	0	1	0	-2	-1	-1		2.79		
4	3Lz	x	6.49	-0.51	-1	-1	-1	-1	0	-1	-1	-1	0		5.98		
5	CCSp4		3.20	0.50	-1	2	3	3	1	2	0	2	1		3.70		
6	StSq4		3.90	0.78	2	2	3	2	2	2	2	2	2		4.68		
7	CCoSp3		3.00	0.64	0	3	2	2	2	2	3	2	2		3.64		
			<b>32.39</b>												<b>33.64</b>		
Program Components			Factor														
Composition			1.67	6.50	6.25	6.75	7.00	6.75	6.50	6.75	7.00	6.75				6.71	
Presentation			1.67	6.50	6.50	6.50	7.00	6.25	7.00	6.75	6.75	6.75				6.68	
Skating Skills			1.67	6.75	6.25	7.00	7.50	6.50	7.00	7.00	7.00	7.25	7.00				6.93
<b>Judges Total Program Component Score (factored)</b>																<b>33.94</b>	
<b>Deductions:</b>															<b>0.00</b>		

**Official OC Partner:**



**JUDGES DETAILS PER SKATER**  
**JUNIOR MEN SHORT PROGRAM**

Rank	Name	Nation	Starting Number	Total Segment Score	Total Element Score	Total Program Component Score (factored)						Total Deductions				
4	Yudong CHEN	CHN	20	63.51	31.82	32.69						-1.00				
#	Executed Elements	Info	Base Value	GOE	J1	J2	J3	J4	J5	J6	J7	J8	J9	Ref.	Scores of Panel	
1	3F+3T		9.50	1.29	2	3	2	2	2	3	2	3	3		10.79	
2	3Lz		5.90	0.76	1	2	1	1	2	1	0	1	2		6.66	
3	FSSp4		3.00	0.60	2	2	2	2	2	2	2	2	2		3.60	
4	3A<<	F	3.63	x -1.65	-5	-5	-5	-5	-5	-5	-5	-5	-5		1.98	
5	CCSp1		2.00	-0.51	-2	-3	-2	-2	-3	-2	-3	-3	-3		1.49	
6	StSq2		2.60	0.45	1	2	2	2	2	2	1	1	2		3.05	
7	CCoSp4		3.50	0.75	2	3	2	1	1	2	3	2	3		4.25	
			<b>30.13</b>												<b>31.82</b>	
Program Components			Factor													
Composition			1.67	6.00	6.25	5.75	6.50	7.25	7.00	6.50	5.50	6.50				6.36
Presentation			1.67	5.75	6.75	6.00	6.75	7.00	7.25	6.75	6.00	6.25				6.50
Skating Skills			1.67	6.25	7.00	6.25	7.25	7.00	7.00	7.00	6.25	6.50				6.71
<b>Judges Total Program Component Score (factored)</b>																<b>32.69</b>
<b>Deductions:</b>			Falls -1.00 (1)											<b>-1.00</b>		

Rank	Name	Nation	Starting Number	Total Segment Score	Total Element Score	Total Program Component Score (factored)						Total Deductions				
5	Ali Efe GUNES	TUR	23	62.34	35.55	27.79						-1.00				
#	Executed Elements	Info	Base Value	GOE	J1	J2	J3	J4	J5	J6	J7	J8	J9	Ref.	Scores of Panel	
1	3A		8.00	0.57	0	3	2	1	1	0	0	0	1		8.57	
2	3Lz		5.90	0.25	0	3	1	1	0	1	0	0	0		6.15	
3	CCSp2		2.30	-0.23	-1	0	-1	-3	-1	1	-1	-2	-1		2.07	
4	3F+3T	x	10.45	-0.38	-1	1	-1	-1	-2	-1	0	0	-1		10.07	
5	CCoSp3		3.00	0.26	1	2	2	2	0	1	0	0	-2		3.26	
6	StSq2		2.60	-0.30	-1	1	-2	-3	0	0	-1	-1	-4		2.30	
7	FSSp4		3.00	0.13	0	2	0	1	1	1	0	0	0		3.13	
			<b>35.25</b>												<b>35.55</b>	
Program Components			Factor													
Composition			1.67	4.75	6.50	4.75	6.00	6.25	6.00	5.75	5.50	5.00				5.61
Presentation			1.67	5.00	6.50	5.00	6.25	5.75	6.00	5.25	5.75	5.00				5.57
Skating Skills			1.67	4.25	6.75	4.50	6.00	5.75	6.25	6.00	5.00	4.75				5.46
<b>Judges Total Program Component Score (factored)</b>																<b>27.79</b>
<b>Deductions:</b>			Falls -1.00 (1)											<b>-1.00</b>		

Rank	Name	Nation	Starting Number	Total Segment Score	Total Element Score	Total Program Component Score (factored)						Total Deductions				
6	Jakub LOFEK	POL	8	62.03	30.30	31.73						0.00				
#	Executed Elements	Info	Base Value	GOE	J1	J2	J3	J4	J5	J6	J7	J8	J9	Ref.	Scores of Panel	
1	2A		3.30	0.99	3	3	3	3	3	2	3	3	3		4.29	
2	CCSp3		2.80	0.04	0	0	1	0	-1	2	1	-2	0		2.84	
3	3Lz		5.90	1.01	1	3	2	1	1	2	0	3	2		6.91	
4	2F+3T	x	6.60	-1.08	-3	-1	-2	-4	-3	-2	-3	-3	-2		5.52	
5	FSSp4		3.00	0.69	2	2	3	2	2	3	4	2	2		3.69	
6	StSq2		2.60	0.30	3	2	2	1	0	0	2	1	0		2.90	
7	CCoSp4		3.50	0.65	1	2	2	2	0	2	2	2	2		4.15	
			<b>27.70</b>												<b>30.30</b>	
Program Components			Factor													
Composition			1.67	5.75	6.50	6.50	6.00	6.25	6.50	6.25	5.75	6.50				6.25
Presentation			1.67	5.50	6.75	6.25	6.50	5.75	6.75	6.25	6.50	6.50				6.36
Skating Skills			1.67	5.75	7.00	6.00	6.25	6.25	6.75	6.50	6.25	6.75				6.39
<b>Judges Total Program Component Score (factored)</b>																<b>31.73</b>
<b>Deductions:</b>														<b>0.00</b>		

**Official OC Partner:**

**JUDGES DETAILS PER SKATER**  
**JUNIOR MEN SHORT PROGRAM**

Rank	Name	Nation	Starting Number	Total Segment Score	Total Element Score	Total Program Component Score (factored)						Total Deductions				
7	Daiya EBIHARA	JPN	4	60.96	28.80	33.16						-1.00				
#	Executed Elements	Info	Base Value	GOE	J1	J2	J3	J4	J5	J6	J7	J8	J9	Ref.	Scores of Panel	
1	2A		3.30	0.57	2	2	3	2	1	2	1	2	1		3.87	
2	3F<+COMBO	F	4.24	-2.12	-5	-5	-5	-5	-5	-5	-5	-5	-5		2.12	
3	CCSp3		2.80	0.16	1	-1	-1	2	0	2	1	1	0		2.96	
4	3Lz	x	6.49	1.35	0	2	3	2	3	2	2	3	2		7.84	
5	StSq3		3.30	0.80	3	3	3	2	2	2	2	2	3		4.10	
6	FSSp4		3.00	0.81	3	2	3	2	3	3	3	3	2		3.81	
7	CCoSp4		3.50	0.60	2	3	2	2	2	1	1	2	1		4.10	
			<b>26.63</b>												<b>28.80</b>	
Program Components			Factor													
Composition			1.67	7.25	7.25	6.75	6.00	6.50	6.75	6.25	4.75	6.50				6.57
Presentation			1.67	7.00	7.25	6.25	5.75	6.50	6.75	5.75	5.00	6.50				6.36
Skating Skills			1.67	7.25	7.50	6.75	6.75	7.00	6.75	6.50	6.75	7.25				6.93
<b>Judges Total Program Component Score (factored)</b>																<b>33.16</b>
<b>Deductions:</b>			Falls -1.00 (1)											<b>-1.00</b>		

Rank	Name	Nation	Starting Number	Total Segment Score	Total Element Score	Total Program Component Score (factored)						Total Deductions				
8	Elias SAYED	SWE	18	59.44	30.09	29.35						0.00				
#	Executed Elements	Info	Base Value	GOE	J1	J2	J3	J4	J5	J6	J7	J8	J9	Ref.	Scores of Panel	
1	3F+3Tq	q	9.50	-1.36	-2	-2	-3	-3	-3	-2	-3	-3	-2		8.14	
2	3Lz!	!	5.90	-0.67	-1	0	-1	1	-2	-1	-1	-2	-2		5.23	
3	CCSp4		3.20	0.27	1	1	2	1	0	1	1	0	1		3.47	
4	2A	x	3.63	0.57	0	3	2	2	2	1	1	2	2		4.20	
5	StSq2		2.60	0.45	2	2	3	2	1	1	2	2	1		3.05	
6	FSSp4		3.00	0.00	-1	1	2	-1	1	0	-1	0	0		3.00	
7	CCoSp3		3.00	0.00	-1	0	0	0	-3	1	0	1	0		3.00	
			<b>30.83</b>												<b>30.09</b>	
Program Components			Factor													
Composition			1.67	6.25	6.25	5.50	5.75	6.00	6.25	5.25	5.00	5.75				5.82
Presentation			1.67	6.00	6.75	5.75	6.00	6.00	6.50	5.50	5.50	5.50				5.89
Skating Skills			1.67	6.00	6.75	5.50	6.00	5.75	6.00	5.25	6.00	5.75				5.86
<b>Judges Total Program Component Score (factored)</b>																<b>29.35</b>
<b>Deductions:</b>																<b>0.00</b>

Rank	Name	Nation	Starting Number	Total Segment Score	Total Element Score	Total Program Component Score (factored)						Total Deductions				
9	Arttu JUUSOLA	FIN	5	55.42	30.14	25.28						0.00				
#	Executed Elements	Info	Base Value	GOE	J1	J2	J3	J4	J5	J6	J7	J8	J9	Ref.	Scores of Panel	
1	3T+3T		8.40	0.60	2	2	-1	1	3	1	1	2	1		9.00	
2	3Lz		5.90	-0.08	1	-1	1	-1	2	0	-1	0	-3		5.82	
3	CCSp3		2.80	0.04	2	0	1	0	-1	1	0	-2	0		2.84	
4	2A	x	3.63	0.42	1	1	2	2	1	1	1	2	0		4.05	
5	StSq2		2.60	-0.30	-1	-1	-1	-2	-3	0	-1	0	-2		2.30	
6	CCoSp3		3.00	0.00	0	0	0	0	-1	0	0	0	0		3.00	
7	FSSp4		3.00	0.13	1	-1	1	0	1	1	0	0	0		3.13	
			<b>29.33</b>												<b>30.14</b>	
Program Components			Factor													
Composition			1.67	5.00	5.00	4.25	5.50	5.50	5.50	5.00	5.25	4.75				5.14
Presentation			1.67	4.75	4.75	4.00	5.25	5.00	5.50	4.50	4.75	5.00				4.86
Skating Skills			1.67	4.50	5.50	4.50	5.75	5.25	5.25	5.00	5.25	5.25				5.14
<b>Judges Total Program Component Score (factored)</b>																<b>25.28</b>
<b>Deductions:</b>																<b>0.00</b>

**Official OC Partner:**

**JUDGES DETAILS PER SKATER**  
**JUNIOR MEN SHORT PROGRAM**

Rank	Name	Nation	Starting Number	Total Segment Score	Total Element Score	Total Program Component Score (factored)						Total Deductions				
10	Alec GUINZBOURG	CAN	21	55.14	25.84	30.30						-1.00				
#	Executed Elements	Info	Base Value	GOE	J1	J2	J3	J4	J5	J6	J7	J8	J9	Ref.	Scores of Panel	
1	3A<	F	6.40	-3.20	-5	-5	-5	-5	-5	-5	-5	-4	-5		3.20	
2	3Lz		5.90	0.67	1	2	1	1	0	1	1	2	1		6.57	
3	CCSp		0.00	0.00	-	-	-	-	-	-	-	-	-		0.00	
4	3F+3T<	<	9.53	x -2.42	-4	-3	-4	-5	-5	-5	-5	-4	-5		7.11	
5	StSq2		2.60	0.41	2	1	2	1	1	1	2	2	2		3.01	
6	FSSp4		3.00	0.34	1	1	1	1	2	1	1	2	1		3.34	
7	CCoSp2		2.50	0.11	0	2	1	1	0	0	1	0	0		2.61	
			<b>29.93</b>												<b>25.84</b>	
Program Components			Factor													
Composition			1.67	6.75	6.00	5.50	6.50	6.25	6.00	5.00	5.50	6.25				6.00
Presentation			1.67	6.50	6.25	5.00	6.25	5.75	6.00	5.25	5.25	6.50				5.89
Skating Skills			1.67	6.50	6.25	6.00	6.50	6.00	6.00	5.75	6.75	6.50				6.25
<b>Judges Total Program Component Score (factored)</b>																<b>30.30</b>
<b>Deductions:</b>			Falls	-1.00 (1)										<b>-1.00</b>		

Rank	Name	Nation	Starting Number	Total Segment Score	Total Element Score	Total Program Component Score (factored)						Total Deductions				
11	Marko PILIAR	SVK	16	54.36	27.04	27.32						0.00				
#	Executed Elements	Info	Base Value	GOE	J1	J2	J3	J4	J5	J6	J7	J8	J9	Ref.	Scores of Panel	
1	3F+2T		6.60	0.00	0	2	0	0	0	0	-1	0	0		6.60	
2	2Lz		2.10	-0.06	0	0	0	0	-1	0	-1	-1	0		2.04	
3	FSSp4		3.00	0.56	2	3	3	2	2	1	2	1	1		3.56	
4	CCSp4		3.20	0.09	0	2	1	0	-2	1	1	-1	0		3.29	
5	StSq3		3.30	0.24	1	2	2	1	0	0	0	0	1		3.54	
6	2A	x	3.63	0.28	0	2	1	1	1	0	1	2	0		3.91	
7	CCoSp4		3.50	0.60	2	3	2	2	2	2	1	1	1		4.10	
			<b>25.33</b>												<b>27.04</b>	
Program Components			Factor													
Composition			1.67	4.50	7.00	5.75	5.25	5.75	5.50	5.00	5.25	5.50				5.43
Presentation			1.67	4.25	7.50	5.50	5.00	5.25	5.75	5.25	5.25	5.25				5.32
Skating Skills			1.67	4.50	7.25	5.25	5.50	6.00	5.75	5.25	6.00	5.50				5.61
<b>Judges Total Program Component Score (factored)</b>																<b>27.32</b>
<b>Deductions:</b>																<b>0.00</b>

Rank	Name	Nation	Starting Number	Total Segment Score	Total Element Score	Total Program Component Score (factored)						Total Deductions					
12	Noah BODENSTEIN	SUI	3	54.17	27.24	27.93						-1.00					
#	Executed Elements	Info	Base Value	GOE	J1	J2	J3	J4	J5	J6	J7	J8	J9	Ref.	Scores of Panel		
1	3Lz		5.90	0.59	1	1	1	1	2	0	0	2	1		6.49		
2	3F1+2T	!	6.60	-0.91	-2	-2	-2	-1	-1	-3	-2	-2	-1		5.69		
3	CCSp3		2.80	-0.08	1	-3	0	-1	-1	0	0	0	0		2.72		
4	2A	x	3.63	0.38	1	1	2	1	1	1	0	1	2		4.01		
5	StSq3		3.30	0.47	1	1	2	1	2	1	1	3	2		3.77		
6	FSSp2		2.30	-0.23	-1	-4	-1	-2	-1	-1	1	0	-1		2.07		
7	CCoSp3		3.00	-0.51	-2	-2	-2	-2	-1	-2	-2	-1	-1		2.49		
			<b>27.53</b>												<b>27.24</b>		
Program Components			Factor														
Composition			1.67	5.50	4.50	5.00	5.75	6.50	5.75	5.50	6.50	6.50	6.50				5.79
Presentation			1.67	5.25	4.75	5.25	5.50	5.75	5.50	5.50	5.00	5.75	6.00				5.43
Skating Skills			1.67	5.00	4.50	5.25	5.75	5.75	5.25	5.50	6.00	6.25				5.50	
<b>Judges Total Program Component Score (factored)</b>																<b>27.93</b>	
<b>Deductions:</b>			Time violation	-1.00										<b>-1.00</b>			

Official OC Partner:

**JUDGES DETAILS PER SKATER**  
**JUNIOR MEN SHORT PROGRAM**

Rank	Name	Nation	Starting Number	Total Segment Score	Total Element Score	Total Program Component Score (factored)							Total Deductions			
13	Kyrylo LISHENKO	UKR	22	54.12	24.84	29.28							0.00			
#	Executed Elements	Info	Base Value	GOE	J1	J2	J3	J4	J5	J6	J7	J8	J9	Ref.	Scores of Panel	
1	3F+3T<	<	8.66	-2.65	-5	-5	-5	-5	-5	-5	-5	-5	-5		6.01	
2	1A*	*	0.00	0.00	-	-	-	-	-	-	-	-	-		0.00	
3	CCSp3		2.80	0.16	1	1	0	0	-1	1	2	1	0		2.96	
4	3Lz	x	6.49	0.08	-1	1	1	0	1	0	0	0	-1		6.57	
5	FSSp3		2.60	0.56	2	2	2	2	2	2	3	3	2		3.16	
6	StSq2		2.60	-0.26	-2	-1	0	0	-1	-1	-2	-1	-1		2.34	
7	CCoSp4		3.50	0.30	1	1	1	1	0	1	1	1	0		3.80	
			<b>26.65</b>												<b>24.84</b>	
Program Components				Factor												
Composition				1.67	5.00	5.75	6.00	6.00	5.25	6.00	5.50	5.50	5.50	5.75		5.68
Presentation				1.67	5.25	6.25	5.75	6.25	5.50	6.00	6.00	6.00	6.00	5.75		5.89
Skating Skills				1.67	5.25	5.75	6.25	6.25	6.00	5.75	5.75	6.00	6.25			5.96
<b>Judges Total Program Component Score (factored)</b>																<b>29.28</b>
<b>Deductions:</b>															<b>0.00</b>	

Rank	Name	Nation	Starting Number	Total Segment Score	Total Element Score	Total Program Component Score (factored)							Total Deductions			
14	Aurelian CHERVET	SUI	19	53.65	26.81	27.84							-1.00			
#	Executed Elements	Info	Base Value	GOE	J1	J2	J3	J4	J5	J6	J7	J8	J9	Ref.	Scores of Panel	
1	3T+3T		8.40	-1.56	-3	-4	-4	-4	-4	-3	-3	-4	-4		6.84	
2	3Lz	F	5.90	-2.95	-5	-5	-5	-5	-5	-5	-5	-5	-5		2.95	
3	CCSp4		3.20	-0.50	-2	-1	-1	-2	-2	-1	1	-3	-2		2.70	
4	2A	x	3.63	0.33	1	2	1	1	1	0	1	1	1		3.96	
5	CCoSp4		3.50	0.05	0	1	0	1	0	0	0	0	0		3.55	
6	StSq3		3.30	0.38	2	2	1	1	1	1	1	1	1		3.68	
7	FSSp4		3.00	0.13	1	1	0	1	-1	1	-2	0	1		3.13	
			<b>30.93</b>												<b>26.81</b>	
Program Components				Factor												
Composition				1.67	6.25	6.75	5.00	5.00	6.00	6.25	5.25	5.25	5.50			5.64
Presentation				1.67	5.75	6.75	5.50	5.50	5.25	6.25	5.50	5.00	5.00	5.25		5.57
Skating Skills				1.67	6.00	6.50	5.25	5.25	5.00	5.75	5.00	5.50	5.50			5.46
<b>Judges Total Program Component Score (factored)</b>																<b>27.84</b>
<b>Deductions:</b> Falls -1.00 (1)															<b>-1.00</b>	

Rank	Name	Nation	Starting Number	Total Segment Score	Total Element Score	Total Program Component Score (factored)							Total Deductions			
15	Hugo Willi HERRMANN	GER	13	52.04	25.43	27.61							-1.00			
#	Executed Elements	Info	Base Value	GOE	J1	J2	J3	J4	J5	J6	J7	J8	J9	Ref.	Scores of Panel	
1	3F+COMBO	F	5.30	-2.65	-5	-5	-5	-5	-5	-5	-5	-5	-5		2.65	
2	3Lz		5.90	0.34	1	1	1	0	0	1	0	2	0		6.24	
3	FSSp3		2.60	0.22	1	1	1	0	1	1	0	1	1		2.82	
4	2A		3.30	0.38	1	1	2	2	1	0	1	1	1		3.68	
5	CCSp3		2.80	-0.40	-1	-1	-1	-2	-1	-2	-2	-2	-1		2.40	
6	StSq4		3.90	0.61	1	2	3	2	2	1	2	1	1		4.51	
7	CCoSp3		3.00	0.13	0	2	0	0	0	1	2	0	0		3.13	
			<b>26.80</b>												<b>25.43</b>	
Program Components				Factor												
Composition				1.67	5.25	6.00	5.00	5.25	5.50	5.75	5.75	4.75	5.50			5.43
Presentation				1.67	5.00	6.50	5.25	5.50	5.25	6.00	5.75	5.25	5.25			5.46
Skating Skills				1.67	5.00	6.25	5.00	6.00	5.75	5.50	6.00	5.75	5.50			5.64
<b>Judges Total Program Component Score (factored)</b>																<b>27.61</b>
<b>Deductions:</b> Falls -1.00 (1)															<b>-1.00</b>	

**Official OC Partner:**

**JUDGES DETAILS PER SKATER**  
**JUNIOR MEN SHORT PROGRAM**

Rank	Name	Nation	Starting Number	Total Segment Score	Total Element Score	Total Program Component Score (factored)						Total Deductions				
16	Matvii YEFYMENKO	POL	12	51.74	27.21	25.53						-1.00				
#	Executed Elements	Info	Base Value	GOE	J1	J2	J3	J4	J5	J6	J7	J8	J9	Ref.	Scores of Panel	
1	3F+3T<	F	8.66	-2.65	-5	-5	-5	-5	-5	-5	-5	-5	-5		6.01	
2	2A		3.30	0.71	2	3	3	2	2	1	2	2	2		4.01	
3	CCSp2		2.30	-0.56	-3	-2	-2	-3	-2	-2	-3	-3	-2		1.74	
4	CCoSp4		3.50	0.20	0	1	0	1	-1	1	0	1	1		3.70	
5	3Lz	x	6.49	0.34	0	2	1	1	1	1	0	0	0		6.83	
6	StSq2		2.60	0.22	0	2	1	1	1	1	0	1	1		2.82	
7	FSSp2		2.30	-0.20	-2	0	1	-1	-2	-1	0	-2	0		2.10	
			<b>29.15</b>												<b>27.21</b>	
Program Components			Factor													
Composition			1.67	4.00	6.00	4.50	5.50	4.00	5.00	5.25	5.50	5.25	5.00	5.25		5.00
Presentation			1.67	4.00	6.50	4.25	5.25	3.75	5.50	4.75	6.00	5.25				5.00
Skating Skills			1.67	4.25	6.25	4.75	5.75	4.50	5.25	5.25	6.00	5.50				5.29
<b>Judges Total Program Component Score (factored)</b>																<b>25.53</b>
<b>Deductions:</b>			Falls -1.00 (1)											<b>-1.00</b>		

Rank	Name	Nation	Starting Number	Total Segment Score	Total Element Score	Total Program Component Score (factored)						Total Deductions				
17	Kirills KORKACS	LAT	1	49.01	26.00	23.01						0.00				
#	Executed Elements	Info	Base Value	GOE	J1	J2	J3	J4	J5	J6	J7	J8	J9	Ref.	Scores of Panel	
1	2A		3.30	-0.14	-1	-1	0	0	0	0	0	-1	-1		3.16	
2	3F+3T<	<	8.66	-1.82	-3	-4	-3	-4	-4	-3	-4	-3	-3		6.84	
3	CCSp3		2.80	-0.68	-2	-3	-3	-1	-3	-2	-4	-2	-2		2.12	
4	3Lz	x	6.49	-0.17	-1	0	0	0	-1	0	-1	1	0		6.32	
5	StSq2		2.60	0.07	0	0	1	1	0	0	0	1	0		2.67	
6	FSSp2		2.30	-0.07	-1	-1	0	0	0	0	-2	0	0		2.23	
7	CCoSp3		3.00	-0.34	-2	-2	1	-2	-3	0	-1	0	-1		2.66	
			<b>29.15</b>												<b>26.00</b>	
Program Components			Factor													
Composition			1.67	4.75	4.50	4.50	5.00	5.00	4.25	4.50	5.50	5.00				4.75
Presentation			1.67	4.50	4.50	4.25	4.25	4.75	4.50	4.25	4.75	4.50				4.46
Skating Skills			1.67	4.25	4.25	4.75	5.00	4.50	4.25	4.50	5.00	4.75				4.57
<b>Judges Total Program Component Score (factored)</b>																<b>23.01</b>
<b>Deductions:</b>														<b>0.00</b>		

Rank	Name	Nation	Starting Number	Total Segment Score	Total Element Score	Total Program Component Score (factored)						Total Deductions				
18	Luka IMEDASHVILI	LTU	10	45.88	20.72	25.16						0.00				
#	Executed Elements	Info	Base Value	GOE	J1	J2	J3	J4	J5	J6	J7	J8	J9	Ref.	Scores of Panel	
1	3Lze	e	4.72	-1.21	-4	-3	-2	-3	-2	-2	-3	-2	-3		3.51	
2	3F+COMBO+2T*	*	5.30	-2.65	-5	-5	-5	-5	-4	-5	-5	-5	-5		2.65	
3	2A		3.30	0.14	0	1	1	1	1	0	-1	0	0		3.44	
4	CCSp3		2.80	0.20	0	1	1	0	-1	1	1	1	1		3.00	
5	StSq2		2.60	0.11	1	1	2	-1	0	0	0	1	0		2.71	
6	FSSp2		2.30	-0.10	-1	0	0	-1	0	0	-1	1	-1		2.20	
7	CCoSp3		3.00	0.21	0	3	1	1	0	1	-1	2	0		3.21	
			<b>24.02</b>												<b>20.72</b>	
Program Components			Factor													
Composition			1.67	4.00	5.50	5.00	5.25	5.00	4.75	4.50	5.25	5.00	4.75			4.93
Presentation			1.67	4.25	6.00	5.25	4.75	5.00	5.25	4.50	5.00	5.00				4.96
Skating Skills			1.67	5.25	5.75	5.50	5.00	5.50	5.00	4.75	5.00	5.00				5.18
<b>Judges Total Program Component Score (factored)</b>																<b>25.16</b>
<b>Deductions:</b>														<b>0.00</b>		

**Official OC Partner:**

**JUDGES DETAILS PER SKATER**  
**JUNIOR MEN SHORT PROGRAM**

Rank	Name	Nation	Starting Number	Total Segment Score	Total Element Score	Total Program Component Score (factored)						Total Deductions			
19	Yu-Chun HUANG	TPE	15	45.41	20.65	24.76						0.00			
#	Executed Elements	Info	Base Value	GOE	J1	J2	J3	J4	J5	J6	J7	J8	J9	Ref.	Scores of Panel
1	3Lz		5.90	0.59	1	2	2	1	1	0	1	0	1		6.49
2	3T+2T		5.50	-0.84	-1	-2	-2	-2	-2	-2	-2	-2	-2		4.66
3	CCSp		0.00	0.00	-	-	-	-	-	-	-	-	-		0.00
4	FSSp3		2.60	0.48	2	2	2	1	2	1	2	2	2		3.08
5	2A	x	3.63	-0.42	-1	-1	-2	-2	-1	-1	-1	-2	-1		3.21
6	StSq3		3.30	-0.09	0	0	0	-2	0	0	0	-2	2		3.21
7	CCoSp		0.00	0.00	-	-	-	-	-	-	-	-	-		0.00
			<b>20.93</b>												<b>20.65</b>
Program Components			Factor												
Composition			1.67	5.50	5.50	4.50	4.50	5.00	4.75	5.00	4.25	5.00			4.89
Presentation			1.67	5.00	5.25	4.25	4.00	4.75	5.00	5.50	4.75	5.00			4.86
Skating Skills			1.67	5.00	5.75	4.50	5.50	4.75	5.00	5.25	4.50	5.50			5.07
<b>Judges Total Program Component Score (factored)</b>															<b>24.76</b>
<b>Deductions:</b>												<b>0.00</b>			

Rank	Name	Nation	Starting Number	Total Segment Score	Total Element Score	Total Program Component Score (factored)						Total Deductions			
20	Oscar OLIVER	POL	6	43.35	19.38	23.97						0.00			
#	Executed Elements	Info	Base Value	GOE	J1	J2	J3	J4	J5	J6	J7	J8	J9	Ref.	Scores of Panel
1	2A		3.30	0.09	1	1	-1	1	0	0	0	0	0		3.39
2	2Lz		2.10	0.06	0	2	0	1	0	0	0	1	0		2.16
3	CCSp1		2.00	-0.60	-2	-2	-3	-3	-4	-3	-3	-3	-4		1.40
4	3T+2T	x	6.05	-0.18	0	1	-1	-1	0	0	-1	0	-1		5.87
5	FSSp1		2.00	-0.20	-1	-1	-1	-1	-1	-1	0	-1	-1		1.80
6	StSq1		1.80	0.00	0	0	0	0	0	0	0	0	0		1.80
7	CCoSp3		3.00	-0.04	-1	1	0	0	0	1	0	-2	-1		2.96
			<b>20.25</b>												<b>19.38</b>
Program Components			Factor												
Composition			1.67	4.25	5.25	4.50	4.00	5.25	4.75	5.00	4.75	4.50			4.71
Presentation			1.67	4.50	5.50	4.75	4.50	5.50	5.00	5.25	5.50	4.50			5.00
Skating Skills			1.67	4.50	6.00	4.25	4.25	5.00	4.75	5.00	4.75	4.25			4.64
<b>Judges Total Program Component Score (factored)</b>															<b>23.97</b>
<b>Deductions:</b>												<b>0.00</b>			

Rank	Name	Nation	Starting Number	Total Segment Score	Total Element Score	Total Program Component Score (factored)						Total Deductions			
21	Daniel ROUCO MORCILLO	ESP	11	41.82	19.56	23.26						-1.00			
#	Executed Elements	Info	Base Value	GOE	J1	J2	J3	J4	J5	J6	J7	J8	J9	Ref.	Scores of Panel
1	3Lz	F	5.90	-2.95	-5	-5	-5	-5	-5	-5	-5	-5	-5		2.95
2	3T+2T<	<	5.24	-1.68	-3	-4	-4	-4	-4	-4	-4	-4	-4		3.56
3	FSSp3		2.60	-0.45	-1	-2	-2	-2	-2	-1	-2	-1	-2		2.15
4	CCSp2		2.30	-0.23	-1	-1	-1	0	-2	0	-2	0	-2		2.07
5	2A	x	3.63	-0.57	-2	-2	-3	-2	-2	-1	-1	-1	-2		3.06
6	StSq2		2.60	0.04	0	0	0	-1	0	0	0	1	1		2.64
7	CCoSp3		3.00	0.13	0	0	1	1	-2	1	0	1	0		3.13
			<b>25.27</b>												<b>19.56</b>
Program Components			Factor												
Composition			1.67	4.25	5.00	4.00	5.00	4.50	4.25	5.00	4.75	4.75			4.64
Presentation			1.67	3.75	5.50	3.75	4.50	4.25	4.25	5.00	5.50	4.50			4.54
Skating Skills			1.67	4.00	5.25	4.00	5.50	4.25	4.25	5.25	5.25	5.00			4.75
<b>Judges Total Program Component Score (factored)</b>															<b>23.26</b>
<b>Deductions:</b>												<b>-1.00</b>			
Falls												(1)			

**Official OC Partner:**

**JUDGES DETAILS PER SKATER**  
**JUNIOR MEN SHORT PROGRAM**

Rank	Name	Nation	Starting Number	Total Segment Score	Total Element Score	Total Program Component Score (factored)						Total Deductions			
22	Daniil VALANOV	NOR	14	41.82	19.33	22.49						0.00			
#	Executed Elements	Info	Base Value	GOE	J1	J2	J3	J4	J5	J6	J7	J8	J9	Ref.	Scores of Panel
1	3Lz!	!	5.90	-2.36	-4	-4	-4	-4	-4	-4	-4	-5	-4		3.54
2	3S+2T		5.60	-0.80	-1	-1	-2	-2	-3	-2	-2	-2	-2		4.80
3	CCoSp3V		2.25	-0.23	-2	0	-1	-1	-2	-2	-1	0	0		2.02
4	2A	x	3.63	0.14	0	1	1	0	1	0	0	1	0		3.77
5	CCSp		0.00	0.00	-	-	-	-	-	-	-	-	-		0.00
6	StSq2		2.60	0.00	0	0	0	0	0	-1	0	0	0		2.60
7	FSSp3		2.60	0.00	0	0	1	0	0	0	0	0	-1		2.60
			<b>22.58</b>												<b>19.33</b>
Program Components			Factor												
Composition			1.67	5.00	4.75	4.50	4.50	4.50	4.50	4.25	4.75	4.50	3.75		4.54
Presentation			1.67	4.50	5.00	4.25	4.50	4.50	4.50	4.50	4.50	4.00	4.00		4.39
Skating Skills			1.67	4.50	5.00	4.75	4.75	4.25	4.25	4.75	4.50	4.25		4.54	
<b>Judges Total Program Component Score (factored)</b>														<b>22.49</b>	
<b>Deductions:</b>													<b>0.00</b>		

Rank	Name	Nation	Starting Number	Total Segment Score	Total Element Score	Total Program Component Score (factored)						Total Deductions			
23	Wendell HANSSON-OSTERGAARD	DEN	17	41.69	18.36	23.33						0.00			
#	Executed Elements	Info	Base Value	GOE	J1	J2	J3	J4	J5	J6	J7	J8	J9	Ref.	Scores of Panel
1	2A		3.30	0.05	0	1	1	0	0	0	0	0	0		3.35
2	CCSp2		2.30	-0.30	0	-1	-1	-1	-1	-1	-2	-3	-2		2.00
3	3S+2T		5.60	-0.31	-1	1	-1	-1	-1	0	-1	-2	0		5.29
4	CCoSp1V		1.50	-0.32	-1	-2	-2	-2	-3	-1	-2	-3	-3		1.18
5	2Lz	x	2.31	-0.18	-1	0	-1	-1	-1	0	-1	-1	-1		2.13
6	StSq2		2.60	0.07	1	-1	1	1	1	0	-1	1	-1		2.67
7	FSSp2		2.30	-0.56	-2	-2	-2	-3	-2	-2	-3	-3	-3		1.74
			<b>19.91</b>												<b>18.36</b>
Program Components			Factor												
Composition			1.67	5.00	5.00	5.00	4.50	4.50	4.50	4.50	4.50	4.75	4.00		4.68
Presentation			1.67	4.75	5.25	5.25	4.75	4.00	4.75	4.50	5.00	4.25		4.75	
Skating Skills			1.67	4.75	5.25	4.75	4.25	4.00	4.25	4.25	5.00	4.50		4.54	
<b>Judges Total Program Component Score (factored)</b>														<b>23.33</b>	
<b>Deductions:</b>													<b>0.00</b>		

Rank	Name	Nation	Starting Number	Total Segment Score	Total Element Score	Total Program Component Score (factored)						Total Deductions			
24	Emilio MARISCAL PACHECO	MEX	7	27.79	11.21	16.58						0.00			
#	Executed Elements	Info	Base Value	GOE	J1	J2	J3	J4	J5	J6	J7	J8	J9	Ref.	Scores of Panel
1	2Lz		2.10	0.00	0	1	0	0	0	0	0	0	-1		2.10
2	3Sq+COMBO+2T*	*	4.30	-2.15	-5	-5	-5	-5	-5	-5	-5	-5	-5		2.15
3	2A		3.30	-0.33	-1	0	-1	-1	-1	-1	-1	-1	-1		2.97
4	FSSp1		2.00	-0.31	-2	-2	-3	-1	-1	-2	-2	0	-1		1.69
5	StSqB		1.50	-0.34	-2	-2	-1	-4	-3	-1	-3	-3	-2		1.16
6	CCSp		0.00	0.00	-	-	-	-	-	-	-	-	-		0.00
7	CCoSp1V		1.50	-0.36	-3	-3	-3	-3	-3	-1	-3	0	-1		1.14
			<b>14.70</b>												<b>11.21</b>
Program Components			Factor												
Composition			1.67	3.25	4.00	3.00	3.25	3.25	3.50	4.00	3.50	3.00		3.39	
Presentation			1.67	2.75	4.25	3.25	3.50	3.00	3.25	3.75	3.00	3.00		3.25	
Skating Skills			1.67	3.00	4.00	3.50	3.50	3.25	3.50	3.25	3.00	2.50		3.29	
<b>Judges Total Program Component Score (factored)</b>														<b>16.58</b>	
<b>Deductions:</b>													<b>0.00</b>		

**Official OC Partner:**



**JUDGES DETAILS PER SKATER**  
**JUNIOR MEN SHORT PROGRAM**

<b>Legend:</b>							
#	Sequence number	<b>GOE</b>	Grade of Execution	<b>Jx</b>	Judges (x=1-9)	<b>Ref.</b>	Referee
*	Invalid element	<b>e</b>	Wrong edge	<	Under-rotated jump	<<	Downgraded jump
x	Credit for highlight distribution, base value multiplied by 1.1			!	Not clear edge	F	Fall
q	Jump landed on the quarter						

**Official OC Partner:**





## RESULTS

### JUNIOR MEN FREE SKATING

Pl.	Name	Nation	Total Segment Score
1	Juheon LIM	KOR	145.47
2	Beck STROMMER	USA	132.64
3	Daiya EBIHARA	JPN	123.77
4	Kyrylo LISHENKO	UKR	118.27
5	Noah BODENSTEIN	SUI	114.60
6	Jakub LOFEK	POL	113.83
7	Arttu JUUSOLA	FIN	111.75
8	Matvii YEFYMENKO	POL	109.51
9	Edward APPLEBY	GBR	107.83
10	Ali Efe GUNES	TUR	105.90
11	Alec GUINZBOURG	CAN	104.11
12	Hugo Willi HERRMANN	GER	100.91
13	Aurelian CHERVET	SUI	99.78
14	Luka IMEDASHVILI	LTU	98.90
15	Marko PILIAR	SVK	92.70
16	Elias SAYED	SWE	91.17
17	Kirills KORKACS	LAT	89.31
18	Yu-Chun HUANG	TPE	87.57
19	Daniil VALANOV	NOR	86.67
20	Oscar OLIVER	POL	79.74
21	Wendell HANSSON-OSTERGAARD	DEN	74.13
22	Yudong CHEN	CHN	71.41
23	Emilio MARISCAL PACHECO	MEX	63.72
24	Daniel ROUCO MORCILLO	ESP	57.31



**Ms. Lone VILLEFRANCE, ISU**  
Referee



**Ms. Raffaella LOCATELLI, ISU**  
Technical Controller

#### Official OC Partner:

**JUDGES DETAILS PER SKATER**  
**JUNIOR MEN FREE SKATING**

Rank	Name	Nation	Starting Number	Total Segment Score	Total Element Score	Total Program Component Score (factored)						Total Deductions				
1	Juheon LIM	KOR	23	145.47	74.23	71.24						0.00				
#	Executed Elements	Info	Base Value	GOE	J1	J2	J3	J4	J5	J6	J7	J8	J9	Ref.	Scores of Panel	
1	3A+3T		12.20	1.26	2	2	1	1	2	1	2	1	2		13.46	
2	3A		8.00	1.83	2	3	3	2	3	2	2	2	2		9.83	
3	3Lz+2A+SEQ		9.20	-1.10	-2	-1	-2	-2	-1	-2	-2	-3	-2		8.10	
4	FCCoSp4		3.50	0.90	2	3	3	3	2	3	3	2	2		4.40	
5	3F+2T+2T		7.90	0.61	0	2	2	2	1	1	0	0	2		8.51	
6	3Lz		6.49	x 0.42	0	1	1	1	1	2	0	0	1		6.91	
7	3Lo		5.39	x 0.21	0	1	2	0	2	0	0	0	0		5.60	
8	3S		4.73	x 0.68	1	3	2	2	2	2	0	0	2		5.41	
9	CCoSp4		3.50	0.45	2	2	2	2	0	1	0	1	1		3.95	
10	CSSp4		3.00	0.56	1	2	3	2	3	2	0	2	1		3.56	
11	ChSq1		3.00	1.50	4	3	3	3	2	4	3	1	3		4.50	
			<b>66.91</b>												<b>74.23</b>	
Program Components			Factor													
Composition			3.33	7.25	7.25	7.00	7.00	6.75	7.00	6.75	5.50	6.75			6.93	
Presentation			3.33	7.00	7.50	7.50	7.25	7.25	7.50	7.00	6.00	6.50			7.14	
Skating Skills			3.33	7.25	7.50	7.25	7.50	7.25	7.50	7.50	6.75	7.00			7.32	
<b>Judges Total Program Component Score (factored)</b>																<b>71.24</b>

**Deductions:**

**0.00**

Rank	Name	Nation	Starting Number	Total Segment Score	Total Element Score	Total Program Component Score (factored)						Total Deductions				
2	Beck STROMMER	USA	24	132.64	61.54	72.10						-1.00				
#	Executed Elements	Info	Base Value	GOE	J1	J2	J3	J4	J5	J6	J7	J8	J9	Ref.	Scores of Panel	
1	3Lz+3T		10.10	1.35	3	3	2	2	4	2	2	2	2		11.45	
2	2A		3.30	0.90	2	3	3	3	3	3	2	2	3		4.20	
3	3S		4.30	0.86	3	2	2	2	2	2	1	2	2		5.16	
4	3Lo		4.90	0.70	1	1	2	1	2	2	0	2	1		5.60	
5	FCSp4		3.20	0.78	3	2	3	2	3	3	2	1	2		3.98	
6	3F+2T		7.26	x 0.83	0	2	2	2	2	1	1	1	2		8.09	
7	3Lz		6.49	x 0.00	0	1	-1	0	0	0	0	0	0		6.49	
8	3Fq+1A+SEQ	F	7.04	x -2.65	-5	-5	-5	-5	-5	-5	-5	-5	-5		4.39	
9	FCCoSp4		3.50	0.50	1	2	2	1	2	2	1	0	1		4.00	
10	ChSq1		3.00	1.71	4	3	4	4	4	3	3	2	3		4.71	
11	CCoSp3		3.00	0.47	2	3	2	2	3	2	0	0	0		3.47	
			<b>56.09</b>												<b>61.54</b>	
Program Components			Factor													
Composition			3.33	7.50	7.25	7.25	7.00	7.75	7.25	7.25	6.00	6.75			7.18	
Presentation			3.33	7.50	7.50	7.00	7.25	8.00	7.50	7.75	6.50	6.50			7.29	
Skating Skills			3.33	7.25	7.00	7.25	7.00	7.50	7.25	7.50	7.00	6.75			7.18	
<b>Judges Total Program Component Score (factored)</b>																<b>72.10</b>
<b>Deductions:</b>			Falls -1.00 (1)													

Official OC Partner:

**JUDGES DETAILS PER SKATER**  
**JUNIOR MEN FREE SKATING**

Rank	Name	Nation	Starting Number	Total Segment Score	Total Element Score	Total Program Component Score (factored)						Total Deductions				
3	Daiya EBIHARA	JPN	16	123.77	61.84	62.93						-1.00				
#	Executed Elements	Info	Base Value	GOE	J1	J2	J3	J4	J5	J6	J7	J8	J9	Ref.	Scores of Panel	
1	3Aq	q	8.00	-3.31	-4	-4	-3	-5	-5	-4	-4	-4	-4		4.69	
2	3Lz+3T		10.10	1.26	0	2	2	2	4	2	2	2	3		11.36	
3	3Fe	e	4.24	-0.73	-3	-2	-2	-2	0	-2	-2	-1	-1		3.51	
4	CCSp3		2.80	0.08	0	0	1	1	0	1	-1	0	0		2.88	
5	3Lo		4.90	1.12	2	3	3	2	3	2	2	2	2		6.02	
6	3Lz+2A+2T+SEQ		11.55	0.59	-1	2	2	1	1	1	0	0	2		12.14	
7	2A+3Tq	q	8.25	x -0.60	-2	-1	-2	-1	-1	-1	-2	-2	-1		7.65	
8	FSSp4		3.00	0.64	2	2	3	1	3	2	3	2	1		3.64	
9	3S<	F	3.78	x -1.72	-5	-5	-5	-5	-5	-5	-5	-5	-5		2.06	
10	ChSq1		3.00	0.79	0	2	3	0	1	2	2	2	2		3.79	
11	CCoSp4		3.50	0.60	2	2	2	1	2	2	1	1	2		4.10	
			<b>63.12</b>												<b>61.84</b>	
Program Components			Factor													
Composition			3.33	6.75	6.25	6.00	6.00	6.00	6.00	6.75	6.50	5.25	5.75			6.18
Presentation			3.33	6.50	6.25	6.25	5.50	5.75	6.50	6.00	5.00	6.00			6.04	
Skating Skills			3.33	7.00	6.75	7.00	6.75	6.75	6.50	6.50	6.25	6.50			6.68	
<b>Judges Total Program Component Score (factored)</b>																<b>62.93</b>
<b>Deductions:</b>			Falls	-1.00 (1)										<b>-1.00</b>		

Rank	Name	Nation	Starting Number	Total Segment Score	Total Element Score	Total Program Component Score (factored)						Total Deductions				
4	Kyrylo LISHENKO	UKR	11	118.27	62.13	56.14						0.00				
#	Executed Elements	Info	Base Value	GOE	J1	J2	J3	J4	J5	J6	J7	J8	J9	Ref.	Scores of Panel	
1	3Lz!+2A+2A+SEQ	!	12.50	0.08	0	1	-1	0	1	0	2	0	-1		12.58	
2	3T		4.20	-0.84	-2	-2	-2	-2	-2	-2	-2	-2	-2		3.36	
3	3F		5.30	0.53	0	2	2	1	2	1	1	0	-1		5.83	
4	3Lo		4.90	0.35	-1	2	1	0	2	1	0	1	0		5.25	
5	CCSp4		3.20	0.32	1	1	2	0	0	2	1	1	1		3.52	
6	3Lz!+2T	!	7.92	x -0.17	-1	1	-1	0	1	0	-1	0	-1		7.75	
7	3F+2T		7.26	x 0.53	-1	2	1	2	1	1	1	0	1		7.79	
8	3S		4.73	x 0.55	0	2	2	2	2	1	1	0	1		5.28	
9	ChSq1		3.00	0.36	0	1	2	1	0	1	-1	1	1		3.36	
10	FSSp4		3.00	0.56	2	2	2	1	2	2	2	2	1		3.56	
11	CCoSp4		3.50	0.35	1	2	1	1	1	1	1	0	1		3.85	
			<b>59.51</b>												<b>62.13</b>	
Program Components			Factor													
Composition			3.33	4.25	6.25	6.00	5.50	5.75	6.00	4.50	4.00	5.75			5.39	
Presentation			3.33	5.00	6.50	6.50	5.50	6.25	6.25	4.75	4.50	5.50			5.68	
Skating Skills			3.33	4.75	6.25	6.75	6.00	6.25	6.00	5.25	5.00	5.75			5.79	
<b>Judges Total Program Component Score (factored)</b>																<b>56.14</b>
<b>Deductions:</b>																<b>0.00</b>

**Official OC Partner:**

**JUDGES DETAILS PER SKATER**  
**JUNIOR MEN FREE SKATING**

Rank	Name	Nation	Starting Number	Total Segment Score	Total Element Score	Total Program Component Score (factored)						Total Deductions			
5	Noah BODENSTEIN	SUI	14	114.60	57.90	56.70						0.00			
#	Executed Elements	Info	Base Value	GOE	J1	J2	J3	J4	J5	J6	J7	J8	J9	Ref.	Scores of Panel
1	4S<	<	7.76	-3.10	-4	-4	-4	-4	-4	-3	-5	-4	-4		4.66
2	3Lz+2T		7.20	0.25	0	1	1	1	2	0	0	0	0		7.45
3	3Lz		5.90	-0.08	-1	0	0	0	1	0	-1	0	0		5.82
4	3S		4.30	0.49	1	2	1	1	2	1	1	1	1		4.79
5	FCSp4		3.20	0.18	2	0	1	1	-1	1	1	0	0		3.38
6	3F+3Tq	q	10.45	x -1.06	-2	-2	-2	-2	-2	-2	-2	-2	-2		9.39
7	3Fq+2A+2A+SEQ	q	13.09	x -1.14	-2	-1	-2	-3	-2	-2	-3	-1	-3		11.95
8	3Lo	x	5.39	0.07	-1	1	1	0	0	0	0	0	0		5.46
9	CoSp2		2.00	-0.29	-2	-1	-1	-2	-1	-1	-3	-2	0		1.71
10	ChSq1		3.00	0.29	1	1	1	-2	0	0	1	2	0		3.29
11	CCoSp4*	*	0.00	0.00	-	-	-	-	-	-	-	-	-		0.00
			<b>62.29</b>												<b>57.90</b>
Program Components			Factor												
Composition			3.33	5.50	6.00	5.50	5.75	5.50	6.00	5.75	5.75	5.50	5.50	5.50	5.68
Presentation			3.33	5.25	5.75	5.75	5.75	5.50	6.00	5.50	5.75	5.50	5.50	5.64	
Skating Skills			3.33	5.50	5.75	5.75	6.25	5.50	5.75	6.00	5.75	5.50	5.71		
<b>Judges Total Program Component Score (factored)</b>														<b>56.70</b>	

**Deductions:**

**0.00**

Rank	Name	Nation	Starting Number	Total Segment Score	Total Element Score	Total Program Component Score (factored)						Total Deductions			
6	Jakub LOFEK	POL	19	113.83	48.66	65.17						0.00			
#	Executed Elements	Info	Base Value	GOE	J1	J2	J3	J4	J5	J6	J7	J8	J9	Ref.	Scores of Panel
1	2Lz!+3T	!	6.30	-0.18	-1	1	-1	-1	0	-1	-1	1	0		6.12
2	2A		3.30	0.66	2	2	2	2	2	1	2	2	2		3.96
3	FCSp4		3.20	0.64	2	3	2	2	2	2	3	0	1		3.84
4	3Lz+2A+SEQ		9.20	0.51	0	2	2	0	0	1	2	1	0		9.71
5	CCoSp4		3.50	0.55	0	2	2	2	0	2	3	2	1		4.05
6	ChSq1		3.00	1.29	3	3	3	2	2	2	3	2	3		4.29
7	3S		4.30	0.92	2	3	3	2	2	1	2	1	3		5.22
8	2Lo	x	1.87	0.07	1	0	1	0	0	0	0	1	2		1.94
9	2F!	!	1.98	x -0.15	-2	0	-1	-1	-1	-1	-1	1	-1		1.83
10	3T	x	4.62	0.48	0	2	1	1	1	1	1	1	2		5.10
11	CSSp3		2.60	0.00	0	1	-1	0	1	0	0	-1	0		2.60
			<b>43.87</b>												<b>48.66</b>
Program Components			Factor												
Composition			3.33	6.25	7.25	6.50	6.25	6.75	6.50	6.50	6.00	6.75	6.50	6.50	6.50
Presentation			3.33	6.00	7.50	7.00	6.75	6.25	6.75	7.00	6.50	6.50	6.50	6.68	
Skating Skills			3.33	6.00	7.25	6.50	6.25	6.00	6.25	7.00	5.75	6.75	6.39		
<b>Judges Total Program Component Score (factored)</b>														<b>65.17</b>	

**Deductions:**

**0.00**

Official OC Partner:

**JUDGES DETAILS PER SKATER**  
**JUNIOR MEN FREE SKATING**

Rank	Name	Nation	Starting Number	Total Segment Score	Total Element Score	Total Program Component Score (factored)					Total Deductions				
7	Arttu JUUSOLA	FIN	18	111.75	55.54	57.21					-1.00				
#	Executed Elements	Info	Base Value	GOE	J1	J2	J3	J4	J5	J6	J7	J8	J9	Ref.	Scores of Panel
1	2A+1Eu+3S		8.10	0.80	2	2	2	3	2	1	1	2	2		8.90
2	3Lz		5.90	1.35	3	2	3	2	3	2	2	2	2		7.25
3	3Fe	e	4.24	-1.21	-3	-3	-3	-3	-2	-2	-3	-3	-3		3.03
4	FCSp4		3.20	0.37	1	1	2	2	1	1	1	1	0		3.57
5	3Lz+2T		7.20	0.84	1	2	2	1	2	1	1	1	2		8.04
6	3Lo		5.39	x 0.07	-1	1	0	0	1	0	0	0	0		5.46
7	3T	F	4.62	x -2.10	-5	-5	-5	-5	-5	-5	-5	-5	-5		2.52
8	ChSq1		3.00	0.14	0	0	0	-2	1	1	0	0	1		3.14
9	3S+2A+SEQ		8.36	x -1.11	-3	-2	-2	-3	-2	-3	-2	-3	-3		7.25
10	CCoSp3		3.00	0.04	0	2	0	0	1	0	-1	0	0		3.04
11	CSSp4		3.00	0.34	1	2	2	1	2	1	0	0	1		3.34
			<b>56.01</b>												<b>55.54</b>
Program Components			Factor												
Composition			3.33	5.75	5.50	6.25	5.75	6.50	5.50	5.75	5.75	5.50	5.50	5.50	5.75
Presentation			3.33	5.50	5.75	6.00	5.00	6.00	5.75	5.25	5.25	5.75	5.75	5.75	5.61
Skating Skills			3.33	6.00	5.75	6.00	6.00	5.75	5.50	6.00	5.75	5.50	5.50	5.82	
<b>Judges Total Program Component Score (factored)</b>															<b>57.21</b>
<b>Deductions:</b>			Falls	-1.00 (1)											<b>-1.00</b>

Rank	Name	Nation	Starting Number	Total Segment Score	Total Element Score	Total Program Component Score (factored)					Total Deductions				
8	Matvii YEFYMENKO	POL	8	109.51	57.66	51.85					0.00				
#	Executed Elements	Info	Base Value	GOE	J1	J2	J3	J4	J5	J6	J7	J8	J9	Ref.	Scores of Panel
1	2A		3.30	0.66	2	2	2	2	3	1	2	2	2		3.96
2	3F		5.30	-1.06	-2	-2	-1	-3	-1	-2	-2	-3	-2		4.24
3	3Lz+3T		10.10	-0.25	-1	1	0	-1	1	0	-1	-1	-1		9.85
4	CCSp3		2.80	0.16	1	1	2	0	1	1	0	0	0		2.96
5	3F!+1Eu+3S	!	10.10	-0.23	-2	0	0	0	1	-1	-2	0	0		9.87
6	ChSq1		3.00	0.14	2	0	1	-2	0	1	-1	0	1		3.14
7	3Lz		6.49	x 0.76	1	2	3	1	3	1	0	0	1		7.25
8	3Lo		5.39	x 0.00	-1	0	1	0	1	0	0	0	-1		5.39
9	2A+2T		5.06	x 0.19	0	2	2	0	1	0	0	1	0		5.25
10	FSSp2		2.30	0.00	0	0	0	0	0	0	-1	0	0		2.30
11	CCoSp4		3.50	-0.05	0	0	0	0	0	1	-1	-1	0		3.45
			<b>57.34</b>												<b>57.66</b>
Program Components			Factor												
Composition			3.33	4.50	5.00	5.75	5.25	6.00	5.75	4.75	4.50	5.00	5.00	5.14	
Presentation			3.33	5.00	5.25	5.50	5.00	5.25	5.75	4.50	4.50	5.00	5.00	5.07	
Skating Skills			3.33	4.75	5.50	5.50	5.50	6.25	5.50	5.25	5.00	5.25	5.25	5.36	
<b>Judges Total Program Component Score (factored)</b>															<b>51.85</b>
<b>Deductions:</b>															<b>0.00</b>

**Official OC Partner:**

**JUDGES DETAILS PER SKATER**  
**JUNIOR MEN FREE SKATING**

Rank	Name	Nation	Starting Number	Total Segment Score	Total Element Score	Total Program Component Score (factored)						Total Deductions			
9	Edward APPELBY	GBR	22	107.83	44.66	65.17						-2.00			
#	Executed Elements	Info	Base Value	GOE	J1	J2	J3	J4	J5	J6	J7	J8	J9	Ref.	Scores of Panel
1	3A	F	8.00	-4.00	-5	-5	-5	-5	-5	-5	-5	-5	-5		4.00
2	4T<<	<<	4.20	-1.98	-5	-3	-5	-5	-4	-5	-5	-5	-4		2.22
3	2F+2T		3.10	0.03	1	1	0	0	-1	0	0	0	0		3.13
4	3Lz		5.90	1.10	1	3	2	2	3	1	2	2	1		7.00
5	CCSp4		3.20	0.37	1	2	1	1	1	1	2	1	0		3.57
6	3A<+REP	F	4.93	x -3.20	-5	-5	-5	-5	-5	-5	-5	-5	-5		1.73
7	3F		5.83	x 0.08	-1	1	1	1	-1	0	0	0	0		5.91
8	3Lo		5.39	x 0.84	1	3	2	2	2	2	2	1	1		6.23
9	ChSq1		3.00	1.14	2	2	2	1	2	3	3	3	2		4.14
10	FSSp4		3.00	0.34	0	2	1	1	1	2	1	1	1		3.34
11	CCoSp3		3.00	0.39	0	2	2	1	0	2	2	1	1		3.39
			<b>49.55</b>												<b>44.66</b>
Program Components				Factor											
Composition				3.33	5.75	7.25	6.25	7.25	6.25	6.50	7.00	6.00	6.25		6.50
Presentation				3.33	6.25	7.00	6.00	6.75	6.00	6.75	7.50	6.50	6.00		6.46
Skating Skills				3.33	5.75	7.25	6.25	6.75	6.50	6.75	7.00	6.50	6.50		6.61
<b>Judges Total Program Component Score (factored)</b>														<b>65.17</b>	
<b>Deductions:</b>				Falls	-2.00 (2)									<b>-2.00</b>	

Rank	Name	Nation	Starting Number	Total Segment Score	Total Element Score	Total Program Component Score (factored)						Total Deductions			
10	Ali Efe GUNES	TUR	20	105.90	48.60	58.30						-1.00			
#	Executed Elements	Info	Base Value	GOE	J1	J2	J3	J4	J5	J6	J7	J8	J9	Ref.	Scores of Panel
1	3A		8.00	1.03	1	3	2	1	2	1	1	1	0		9.03
2	3F+2A+SEQ		8.60	0.61	0	3	2	1	1	1	1	2	0		9.21
3	3Lo<	<	3.92	-0.95	-2	-2	-2	-3	-2	-2	-4	-3	-3		2.97
4	2A+1Eu+3S		8.10	0.06	0	2	1	-1	1	0	0	0	-1		8.16
5	CCSp3		2.80	0.20	1	1	1	1	0	1	0	1	0		3.00
6	1Lz!	!	0.66	x -0.15	-2	-4	-5	-2	-3	-2	-2	-2	-1		0.51
7	3Fq	F	5.83	x -2.65	-5	-5	-5	-5	-5	-5	-5	-5	-5		3.18
8	FSSp3		2.60	0.37	1	2	2	1	1	2	2	1	1		2.97
9	ChSq1		3.00	-0.21	-3	1	0	-2	0	0	-1	0	0		2.79
10	3T+1Eu+2S*	*	5.17	x -1.02	-3	-1	-2	-2	-2	-2	-3	-3	-3		4.15
11	CCoSp4V		2.63	0.00	-1	2	1	-1	0	1	-1	0	0		2.63
			<b>51.31</b>												<b>48.60</b>
Program Components				Factor											
Composition				3.33	5.00	6.25	5.50	5.75	5.75	6.25	6.25	5.75	5.75		5.86
Presentation				3.33	4.50	6.25	5.00	5.50	5.75	6.00	5.75	5.50	5.75		5.61
Skating Skills				3.33	4.50	7.00	5.25	6.00	6.25	6.00	6.50	6.25	6.00		6.04
<b>Judges Total Program Component Score (factored)</b>														<b>58.30</b>	
<b>Deductions:</b>				Falls	-1.00 (1)									<b>-1.00</b>	

Official OC Partner:

**JUDGES DETAILS PER SKATER**  
**JUNIOR MEN FREE SKATING**

Rank	Name	Nation	Starting Number	Total Segment Score	Total Element Score	Total Program Component Score (factored)						Total Deductions				
11	Alec GUINZBOURG	CAN	13	104.11	50.17	56.94						-3.00				
#	Executed Elements	Info	Base Value	GOE	J1	J2	J3	J4	J5	J6	J7	J8	J9	Ref.	Scores of Panel	
1	3A<+2T	<	7.70	-1.37	-2	-2	-2	-2	-1	-2	-3	-3	-2		6.33	
2	3A	F	8.00	-4.00	-5	-5	-5	-5	-5	-5	-5	-5	-5		4.00	
3	3F+3T		9.50	0.53	-1	2	1	2	1	1	0	1	1		10.03	
4	3Lo		4.90	-1.26	-3	-2	-3	-3	-2	-3	-3	-1	-2		3.64	
5	FCCoSp4		3.50	0.25	1	0	2	1	2	1	0	0	0		3.75	
6	3Lz		6.49	x 0.51	0	1	2	1	2	0	0	1	1		7.00	
7	3F!	F	5.83	x -2.65	-5	-5	-5	-5	-5	-5	-5	-5	-5		3.18	
8	3S	F	4.73	x -2.15	-5	-5	-5	-5	-5	-5	-5	-5	-5		2.58	
9	ChSq1		3.00	0.36	1	1	2	0	1	0	1	1	0		3.36	
10	FSSp4		3.00	0.21	1	1	1	0	1	0	0	1	1		3.21	
11	CCoSp3		3.00	0.09	0	2	1	1	0	0	0	0	0		3.09	
			<b>59.65</b>												<b>50.17</b>	
Program Components			Factor													
Composition			3.33	5.25	5.75	6.00	6.00	5.75	6.25	5.50	5.25	5.50				5.68
Presentation			3.33	5.25	5.75	5.50	5.75	5.25	6.00	5.50	4.75	5.25				5.46
Skating Skills			3.33	5.75	6.00	6.25	6.50	6.00	6.00	5.75	6.00	5.50				5.96
<b>Judges Total Program Component Score (factored)</b>																<b>56.94</b>
<b>Deductions:</b>			Falls	-3.00 (3)											<b>-3.00</b>	

Rank	Name	Nation	Starting Number	Total Segment Score	Total Element Score	Total Program Component Score (factored)						Total Deductions				
12	Hugo Willi HERRMANN	GER	12	100.91	48.12	53.79						-1.00				
#	Executed Elements	Info	Base Value	GOE	J1	J2	J3	J4	J5	J6	J7	J8	J9	Ref.	Scores of Panel	
1	3Lz		5.90	0.00	-1	0	0	0	0	0	0	0	0		5.90	
2	3F+2T		6.60	0.00	0	1	0	0	0	0	0	0	0		6.60	
3	3Loq+2T	q	6.20	-0.91	-2	-1	-2	-2	-1	-2	-2	-2	-2		5.29	
4	FSSp4		3.00	0.04	-1	1	1	0	1	0	0	-1	0		3.04	
5	3S		4.30	-1.29	-3	-3	-3	-3	-3	-3	-2	-4	-3		3.01	
6	3Lo	F	4.90	-2.45	-5	-5	-5	-5	-5	-5	-5	-5	-5		2.45	
7	CCSp4		3.20	-0.18	-1	0	-1	0	-1	0	-1	-2	0		3.02	
8	2F+2A+2A+SEQ	x	9.24	-0.90	-3	-2	-2	-4	-3	-3	-3	-2	-3		8.34	
9	CCoSp3V		2.25	-0.07	0	1	0	0	-1	-1	0	0	-1		2.18	
10	3T	x	4.62	-0.54	-1	-1	-2	-2	-2	-1	-1	-1	-1		4.08	
11	ChSq1		3.00	1.21	4	2	3	2	3	1	2	2	3		4.21	
			<b>53.21</b>												<b>48.12</b>	
Program Components			Factor													
Composition			3.33	4.75	5.25	5.25	5.50	6.00	5.50	5.00	4.75	5.75				5.29
Presentation			3.33	4.50	5.50	5.50	5.75	5.50	5.75	5.00	4.50	5.50				5.32
Skating Skills			3.33	5.00	5.50	5.25	6.00	5.50	5.50	5.50	5.50	6.00				5.54
<b>Judges Total Program Component Score (factored)</b>																<b>53.79</b>
<b>Deductions:</b>			Falls	-1.00 (1)											<b>-1.00</b>	

**Official OC Partner:**

**JUDGES DETAILS PER SKATER**  
**JUNIOR MEN FREE SKATING**

Rank	Name	Nation	Starting Number	Total Segment Score	Total Element Score	Total Program Component Score (factored)						Total Deductions			
13	Aurelian CHERVET	SUI	9	99.78	42.87	57.91						-1.00			
#	Executed Elements	Info	Base Value	GOE	J1	J2	J3	J4	J5	J6	J7	J8	J9	Ref.	Scores of Panel
1	2A		3.30	0.52	3	2	2	3	1	0	1	1	1		3.82
2	3Lz	F	5.90	-2.95	-5	-5	-5	-5	-5	-5	-5	-5	-5		2.95
3	3T+2T		5.50	-0.12	-1	1	0	0	0	0	-1	-1	0		5.38
4	3Loq	q	4.90	-0.63	-2	-1	-2	-1	-1	-1	-2	-1	-1		4.27
5	CCSp3		2.80	0.32	1	2	2	1	0	1	2	1	0		3.12
6	3T+2T		6.05	0.48	1	2	2	1	1	1	1	1	1		6.53
7	1A+1Eu+2S		3.19	x	-0.04	0	0	0	-1	0	-2	-1	0		3.15
8	3S+2Aq+SEQ+REP	*	3.31	x	-0.61	-1	-1	-2	-2	0	-2	0	-2		2.70
9	ChSq1		3.00	1.21	4	3	4	3	2	2	1	2	1		4.21
10	CCoSp4		3.50	-0.10	-1	1	1	0	-1	0	-1	-1	0		3.40
11	FSSp4		3.00	0.34	1	2	2	2	1	1	0	1	0		3.34
			<b>44.45</b>												<b>42.87</b>
Program Components				Factor											
Composition				3.33	6.25	6.00	6.25	6.00	6.50	6.00	5.00	5.75	5.50		5.96
Presentation				3.33	6.00	6.25	6.00	6.50	5.75	6.25	5.00	5.50	5.25		5.86
Skating Skills				3.33	5.75	5.75	5.75	6.00	5.50	5.75	5.25	5.25	5.25		5.57
<b>Judges Total Program Component Score (factored)</b>													<b>57.91</b>		
<b>Deductions:</b>				Falls	-1.00 (1)									<b>-1.00</b>	

Rank	Name	Nation	Starting Number	Total Segment Score	Total Element Score	Total Program Component Score (factored)						Total Deductions			
14	Luka IMEDASHVILI	LTU	7	98.90	47.85	52.05						-1.00			
#	Executed Elements	Info	Base Value	GOE	J1	J2	J3	J4	J5	J6	J7	J8	J9	Ref.	Scores of Panel
1	3Lz!	!	5.90	-0.51	0	0	-1	-1	-1	-1	-1	-2	-1		5.39
2	3F+2A+2A+SEQ		11.90	0.23	-2	1	1	-1	0	0	2	2	0		12.13
3	3F<	F	4.24	-2.12	-5	-5	-5	-5	-5	-5	-5	-5	-5		2.12
4	3Lo+2T		6.20	-0.35	-1	0	0	-1	-1	0	-1	-1	-1		5.85
5	3S		4.30	0.00	0	0	0	0	0	0	0	0	1		4.30
6	3S+2T		5.60	0.00	0	1	0	0	0	0	0	0	0		5.60
7	3Lo<<<*	*	0.00	x	0.00	-	-	-	-	-	-	-	-		0.00
8	CCSp3		2.80	0.04	0	2	1	0	0	0	0	0	0		2.84
9	ChSq1		3.00	0.79	2	2	3	1	0	1	2	2	1		3.79
10	FSSp2		2.30	0.23	1	2	2	1	1	1	0	-1	1		2.53
11	CCoSp3		3.00	0.30	1	2	1	1	1	2	1	0	0		3.30
			<b>49.24</b>												<b>47.85</b>
Program Components				Factor											
Composition				3.33	5.25	5.75	5.00	5.25	4.75	5.25	5.25	5.50	5.00		5.21
Presentation				3.33	4.75	5.25	5.50	5.50	5.00	5.50	5.50	5.00	4.75		5.21
Skating Skills				3.33	5.25	5.50	5.25	5.00	4.75	5.50	5.75	5.00	5.00		5.21
<b>Judges Total Program Component Score (factored)</b>													<b>52.05</b>		
<b>Deductions:</b>				Falls	-1.00 (1)									<b>-1.00</b>	

**Official OC Partner:**



**JUDGES DETAILS PER SKATER**  
**JUNIOR MEN FREE SKATING**

Rank	Name	Nation	Starting Number	Total Segment Score	Total Element Score	Total Program Component Score (factored)						Total Deductions			
15	Marko PILIAR	SVK	15	92.70	40.65	53.05						-1.00			
#	Executed Elements	Info	Base Value	GOE	J1	J2	J3	J4	J5	J6	J7	J8	J9	Ref.	Scores of Panel
1	3F+2T		6.60	-0.83	-2	0	-1	-2	-2	-1	-2	-2	-1		5.77
2	3F	F	5.30	-2.65	-5	-5	-5	-5	-5	-5	-5	-5	-5		2.65
3	3Lo		4.90	0.07	0	2	0	0	1	0	0	0	0		4.97
4	FCCoSp4V		2.63	0.08	0	2	2	0	0	0	0	-2	0		2.71
5	3S+2T+1Lo		6.10	-0.68	-1	1	-1	-2	-2	-1	-2	-2	-2		5.42
6	3T+1A+SEQ		5.83	x -0.66	-2	0	-2	-2	-1	-1	-2	-2	-1		5.17
7	3T		4.62	x -0.72	-1	-1	-2	-2	-3	-2	-2	-2	-1		3.90
8	1A		1.21	x -0.46	-4	-5	-4	-5	-4	-4	-3	-4	-4		0.75
9	CCoSp3		3.00	0.17	1	2	0	1	1	1	0	-2	0		3.17
10	ChSq1		3.00	0.14	0	2	1	-2	1	0	0	0	0		3.14
11	CSSp4		3.00	0.00	0	2	0	0	1	0	-1	-3	0		3.00
			<b>46.19</b>												<b>40.65</b>
Program Components				Factor											
Composition				3.33	5.25	5.50	5.50	5.25	5.75	5.00	5.50	4.75	5.50		5.36
Presentation				3.33	5.00	5.50	5.25	5.00	5.00	5.25	5.00	5.00	5.00		5.07
Skating Skills				3.33	5.00	6.00	5.75	5.50	5.00	5.25	6.00	5.50	5.50		5.50
<b>Judges Total Program Component Score (factored)</b>														<b>53.05</b>	
<b>Deductions:</b>				Falls	-1.00 (1)									<b>-1.00</b>	

Rank	Name	Nation	Starting Number	Total Segment Score	Total Element Score	Total Program Component Score (factored)						Total Deductions			
16	Elias SAYED	SWE	17	91.17	38.05	54.12						-1.00			
#	Executed Elements	Info	Base Value	GOE	J1	J2	J3	J4	J5	J6	J7	J8	J9	Ref.	Scores of Panel
1	3F	F	5.30	-2.65	-5	-5	-5	-5	-5	-5	-5	-5	-5		2.65
2	3Lo		4.90	0.14	1	1	0	0	2	0	0	0	0		5.04
3	3F+REP		3.71	-2.04	-4	-3	-3	-5	-5	-4	-3	-4	-4		1.67
4	CSpB		1.10	-0.42	-5	-3	-4	-5	-3	-3	-5	-3	-4		0.68
5	3Lz!q+1A+SEQ	!	7.00	-2.28	-4	-3	-4	-4	-4	-4	-4	-3	-4		4.72
6	3Lz!+1Eu+2S	!	8.47	x -1.01	-2	0	-1	-2	-2	-1	-2	-2	-2		7.46
7	3S+2T		6.16	x -0.06	0	1	0	0	-1	0	0	-1	0		6.10
8	1A		1.21	x -0.03	0	0	0	-1	0	0	-1	-1	0		1.18
9	ChSq1		3.00	0.43	1	1	1	-1	1	1	0	1	1		3.43
10	FSSp4		3.00	0.13	1	1	1	0	1	0	-2	0	0		3.13
11	CCoSp3V		2.25	-0.26	-2	0	0	-1	-3	0	-2	-2	-1		1.99
			<b>46.10</b>												<b>38.05</b>
Program Components				Factor											
Composition				3.33	5.25	5.25	5.75	5.75	5.75	5.75	5.25	4.75	5.25		5.46
Presentation				3.33	5.50	5.50	5.25	5.50	5.25	6.00	4.75	4.75	5.25		5.29
Skating Skills				3.33	5.50	5.50	5.50	5.75	5.50	5.50	5.50	5.50	5.50		5.50
<b>Judges Total Program Component Score (factored)</b>														<b>54.12</b>	
<b>Deductions:</b>				Falls	-1.00 (1)									<b>-1.00</b>	

**Official OC Partner:**

**JUDGES DETAILS PER SKATER**  
**JUNIOR MEN FREE SKATING**

Rank	Name	Nation	Starting Number	Total Segment Score	Total Element Score	Total Program Component Score (factored)	Total Deductions
17	Kirills KORKACS	LAT	10	89.31	41.26	48.05	0.00

#	Executed Elements	Info	Base Value	GOE	J1	J2	J3	J4	J5	J6	J7	J8	J9	Ref.	Scores of Panel
1	2A		3.30	0.19	0	1	1	1	1	0	0	1	0		3.49
2	1F!	!	0.50	-0.19	-3	-4	-5	-5	-4	-3	-2	-4	-3		0.31
3	3Lo+2T		6.20	-0.49	-1	0	0	-2	-1	-1	-1	-2	-1		5.71
4	CCSp		0.00	0.00	-	-	-	-	-	-	-	-	-		0.00
5	3Lz+1Eu+3S<	<	9.84	-1.77	-3	-2	-2	-4	-4	-3	-3	-3	-3		8.07
6	2A		3.63	x 0.09	0	2	1	1	0	0	0	0	0		3.72
7	3F!+2T	!	7.26	x -1.06	-3	-1	-1	-2	-3	-1	-2	-2	-3		6.20
8	3Lzq	q	6.49	x -1.18	-2	-2	-2	-2	-4	-2	-2	-2	-2		5.31
9	FSSp3		2.60	0.04	-1	0	1	1	0	0	0	0	0		2.64
10	ChSq1		3.00	0.29	-2	1	2	1	0	1	0	0	1		3.29
11	CCoSp4V		2.63	-0.11	-2	0	1	0	-3	0	0	-1	0		2.52
			<b>45.45</b>												<b>41.26</b>
<b>Program Components</b>				<b>Factor</b>											
Composition				3.33	3.75	5.00	5.25	5.00	5.25	5.50	4.50	3.75	4.75		4.79
Presentation				3.33	4.00	5.25	5.00	5.50	5.25	5.75	4.00	4.00	4.75		4.82
Skating Skills				3.33	4.25	5.25	4.75	5.00	5.00	5.50	4.75	4.50	4.50		4.82
<b>Judges Total Program Component Score (factored)</b>														<b>48.05</b>	

<b>Deductions:</b>		<b>0.00</b>
--------------------	--	-------------

Rank	Name	Nation	Starting Number	Total Segment Score	Total Element Score	Total Program Component Score (factored)	Total Deductions
18	Yu-Chun HUANG	TPE	4	87.57	42.28	46.29	-1.00

#	Executed Elements	Info	Base Value	GOE	J1	J2	J3	J4	J5	J6	J7	J8	J9	Ref.	Scores of Panel
1	3Lz		5.90	-1.52	-3	-2	-2	-4	-4	-2	-2	-3	-2		4.38
2	3F+1Eu+2S		7.10	0.08	0	0	1	0	-1	0	0	0	1		7.18
3	3Lo	F	4.90	-2.45	-5	-5	-5	-5	-5	-5	-5	-5	-5		2.45
4	3T+1T		4.60	-0.12	-1	0	0	-1	0	0	-2	0	0		4.48
5	CCSp1V		1.50	-0.51	-3	-3	-3	-4	-4	-3	-4	-4	-3		0.99
6	SSp1*	*	0.00	0.00	-	-	-	-	-	-	-	-	-		0.00
7	3T+2Aq+SEQ	q	8.25	x -0.54	-1	-1	-2	-1	-1	-2	-1	-1	-2		7.71
8	3Sq	q	4.73	x -0.86	-2	-2	-2	-2	-3	-2	-2	-2	-2		3.87
9	2A		3.63	x 0.09	0	1	0	0	1	0	1	0	0		3.72
10	ChSq1		3.00	0.50	2	1	2	-1	1	1	0	1	1		3.50
11	CCoSp4		3.50	0.50	1	1	3	2	3	1	2	-1	0		4.00
			<b>47.11</b>												<b>42.28</b>
<b>Program Components</b>				<b>Factor</b>											
Composition				3.33	4.75	5.00	4.75	4.25	4.25	4.75	4.75	3.75	4.50		4.57
Presentation				3.33	4.50	5.25	4.75	4.00	4.50	4.75	4.25	4.25	4.75		4.54
Skating Skills				3.33	4.50	5.25	5.00	5.00	4.75	5.00	4.75	4.00	4.50		4.79
<b>Judges Total Program Component Score (factored)</b>														<b>46.29</b>	

<b>Deductions:</b>	Falls	-1.00 (1)	<b>-1.00</b>
--------------------	-------	-----------	--------------

**Official OC Partner:**

**JUDGES DETAILS PER SKATER**  
**JUNIOR MEN FREE SKATING**

Rank	Name	Nation	Starting Number	Total Segment Score	Total Element Score	Total Program Component Score (factored)						Total Deductions			
19	Daniil VALANOV	NOR	2	86.67	41.59	45.08						0.00			
#	Executed Elements	Info	Base Value	GOE	J1	J2	J3	J4	J5	J6	J7	J8	J9	Ref.	Scores of Panel
1	3S+1Eu+3Sq	q	9.10	-1.23	-3	-3	-2	-3	-3	-3	-5	-2	-3		7.87
2	3Lz+2A+SEQ		9.20	0.51	0	1	2	1	1	0	1	2	0		9.71
3	3F<	<	4.24	-2.00	-5	-4	-4	-5	-5	-4	-5	-5	-5		2.24
4	FCSSp3		2.60	-0.19	-1	0	0	-1	0	-1	-2	-1	-1		2.41
5	3F+2T		6.60	0.23	0	1	1	0	1	0	0	1	0		6.83
6	ChSq1		3.00	-0.07	0	1	0	-3	0	-1	0	0	0		2.93
7	3Lz*	*	0.00	x 0.00	-	-	-	-	-	-	-	-	-		0.00
8	2F	x	1.98	x 0.10	1	1	0	1	0	0	1	2	0		2.08
9	2A	x	3.63	x 0.19	0	1	1	1	1	0	2	0	0		3.82
10	CCoSp2		2.50	-0.04	0	1	0	0	0	-1	0	-1	0		2.46
11	SSp1		1.30	-0.06	-1	1	1	0	0	-1	-2	-1	-1		1.24
			<b>44.15</b>												<b>41.59</b>
Program Components				Factor											
Composition				3.33	4.50	4.75	4.75	4.50	4.25	4.25	4.75	3.75	4.00		4.43
Presentation				3.33	4.50	4.75	4.50	4.25	4.50	4.50	4.75	4.00	4.00		4.43
Skating Skills				3.33	4.25	5.00	4.50	5.25	4.75	4.25	5.25	4.75	4.25		4.68
<b>Judges Total Program Component Score (factored)</b>													<b>45.08</b>		

**Deductions:**

**0.00**

Rank	Name	Nation	Starting Number	Total Segment Score	Total Element Score	Total Program Component Score (factored)						Total Deductions			
20	Oscar OLIVER	POL	3	79.74	37.58	43.16						-1.00			
#	Executed Elements	Info	Base Value	GOE	J1	J2	J3	J4	J5	J6	J7	J8	J9	Ref.	Scores of Panel
1	3T+2T		5.50	-0.18	-1	0	0	0	-1	0	-1	-1	0		5.32
2	2Lz!	!	2.10	-0.12	-2	0	-1	-1	-1	-1	0	0	0		1.98
3	FSSp1		2.00	-0.17	-1	0	-1	-1	-1	-1	-1	0	-1		1.83
4	3S	F	4.30	-2.15	-5	-5	-5	-5	-5	-5	-5	-5	-5		2.15
5	2F+2T		3.10	-0.39	-2	-2	-2	-2	-2	-2	-3	-3	-2		2.71
6	FCCoSp3		3.00	-0.39	-2	0	-1	-2	-3	0	-3	0	-1		2.61
7	3T	x	4.62	x -1.02	-4	-2	-2	-3	-3	-3	-2	-2	-2		3.60
8	3S+2A+1A+SEQ	x	9.57	x -1.35	-3	-2	-3	-4	-3	-3	-3	-3	-4		8.22
9	ChSq1		3.00	-0.07	-2	1	1	-1	-1	0	0	0	0		2.93
10	2A	x	3.63	x 0.24	1	1	1	0	1	0	1	1	0		3.87
11	CCoSp2		2.50	-0.14	0	1	-1	-1	0	-1	0	-2	-1		2.36
			<b>43.32</b>												<b>37.58</b>
Program Components				Factor											
Composition				3.33	4.00	4.75	4.25	4.00	4.25	4.00	3.75	3.25	4.25		4.07
Presentation				3.33	4.25	5.00	4.75	4.50	4.00	4.50	3.75	3.50	4.50		4.32
Skating Skills				3.33	4.75	5.00	4.25	4.75	5.00	4.50	4.00	4.25	4.50		4.57
<b>Judges Total Program Component Score (factored)</b>													<b>43.16</b>		
<b>Deductions:</b>				Falls	-1.00 (1)									<b>-1.00</b>	

Official OC Partner:

**JUDGES DETAILS PER SKATER**  
**JUNIOR MEN FREE SKATING**

Rank	Name	Nation	Starting Number	Total Segment Score	Total Element Score	Total Program Component Score (factored)						Total Deductions			
21	Wendell HANSSON-OSTERGAARD	DEN	5	74.13	31.41	44.72						-2.00			
#	Executed Elements	Info	Base Value	GOE	J1	J2	J3	J4	J5	J6	J7	J8	J9	Ref.	Scores of Panel
1	3S+2A+2T+SEQ		8.90	0.31	-1	2	1	0	0	0	1	2	1		9.21
2	3Tq	F	4.20	-2.10	-5	-5	-5	-5	-5	-5	-5	-5	-5		2.10
3	3T+REP		2.94	-0.66	-3	-1	-1	-2	-1	-1	-3	-2	-1		2.28
4	FCCoSp1V		1.50	-0.71	-5	-4	-5	-5	-5	-5	-4	-5	-4		0.79
5	2Aq	F	3.30	-1.65	-5	-5	-5	-5	-5	-5	-5	-5	-5		1.65
6	CCoSp1		2.00	-0.46	-2	-2	0	-1	-3	-3	-3	-3	-2		1.54
7	2Lz!+1Lo	!	2.86	x -0.45	-2	-1	-2	-2	-2	-3	-2	-3	-2		2.41
8	3S<	<	3.78	x -0.74	-3	-2	-2	-2	-1	-2	-2	-3	-2		3.04
9	2Lz	x	2.31	-0.09	0	0	-1	0	0	0	-1	-2	-1		2.22
10	ChSq1		3.00	0.64	1	1	2	1	2	0	0	2	2		3.64
11	FCSSp3		2.60	-0.07	-1	0	1	0	1	0	-2	-1	-1		2.53
			<b>37.39</b>												<b>31.41</b>
Program Components				Factor											
Composition				3.33	4.00	5.00	5.00	4.50	4.25	4.00	4.50	4.50	4.25		4.43
Presentation				3.33	4.50	5.25	4.50	4.50	4.75	4.00	4.50	4.00	4.00		4.39
Skating Skills				3.33	4.00	5.25	5.25	4.00	4.25	4.25	5.00	5.00	4.50		4.61
<b>Judges Total Program Component Score (factored)</b>														<b>44.72</b>	
<b>Deductions:</b>				Falls	-2.00 (2)									<b>-2.00</b>	

Rank	Name	Nation	Starting Number	Total Segment Score	Total Element Score	Total Program Component Score (factored)						Total Deductions			
22	Yudong CHEN	CHN	21	71.41	22.86	50.55						-2.00			
#	Executed Elements	Info	Base Value	GOE	J1	J2	J3	J4	J5	J6	J7	J8	J9	Ref.	Scores of Panel
1	3A<<	F	3.30	-1.65	-5	-5	-5	-5	-5	-5	-5	-5	-5		1.65
2	2F		1.80	-0.75	-5	-4	-4	-5	-3	-4	-4	-4	-4		1.05
3	2A		3.30	-1.27	-4	-4	-3	-4	-3	-4	-4	-4	-4		2.03
4	FCCoSp4		3.50	0.25	-1	3	1	2	1	1	0	0	0		3.75
5	1Lz		0.60	-0.03	0	0	-2	-1	-1	-1	-1	0	0		0.57
6	3F<<	F	1.98	x -0.90	-5	-5	-5	-5	-5	-5	-5	-5	-5		1.08
7	2Lo	x	1.87	-0.53	-3	-3	-2	-3	-3	-4	-3	-4	-3		1.34
8	1A	x	1.21	0.00	1	0	0	0	0	0	0	0	0		1.21
9	CSSp3		2.60	0.33	0	2	2	2	2	1	1	0	1		2.93
10	ChSq1		3.00	0.50	0	3	2	-1	1	1	1	1	1		3.50
11	CCoSp4		3.50	0.25	1	3	1	1	1	-1	1	1	-1		3.75
			<b>26.66</b>												<b>22.86</b>
Program Components				Factor											
Composition				3.33	5.50	6.00	5.50	4.50	5.25	5.50	4.25	3.75	4.50		5.00
Presentation				3.33	5.00	5.50	5.00	4.50	4.50	5.50	3.75	3.50	4.50		4.68
Skating Skills				3.33	5.25	7.00	6.00	6.00	5.00	5.75	5.25	5.00	5.25		5.50
<b>Judges Total Program Component Score (factored)</b>														<b>50.55</b>	
<b>Deductions:</b>				Falls	-2.00 (2)									<b>-2.00</b>	

Official OC Partner:

**JUDGES DETAILS PER SKATER**  
**JUNIOR MEN FREE SKATING**

Rank	Name	Nation	Starting Number	Total Segment Score	Total Element Score	Total Program Component Score (factored)						Total Deductions			
23	Emilio MARISCAL PACHECO	MEX	1	63.72	31.28	33.44						-1.00			
#	Executed Elements	Info	Base Value	GOE	J1	J2	J3	J4	J5	J6	J7	J8	J9	Ref.	Scores of Panel
1	2A		3.30	0.14	0	1	1	1	1	0	0	0	0		3.44
2	3S		4.30	-0.55	-1	-1	-1	-2	-2	-1	-2	-1	-1		3.75
3	3T	F	4.20	-2.10	-5	-5	-5	-5	-5	-5	-5	-5	-5		2.10
4	FCCoSp3		3.00	-0.17	0	0	-1	0	-2	0	-1	-1	-1		2.83
5	2F		1.80	0.00	1	0	0	0	0	0	0	0	0		1.80
6	2Lz		2.31	-0.24	-1	-1	-1	-1	-2	-1	-1	-1	-2		2.07
7	2F+1Lo+2A+SEQ		6.16	x -0.28	-2	0	0	-1	-1	0	-2	-1	-1		5.88
8	CCSp1V		1.50	-0.43	-3	-2	-2	-3	-3	-3	-3	-4	-3		1.07
9	ChSq1		3.00	-0.29	0	1	0	-3	1	-1	-2	-2	0		2.71
10	2Lz+2T		3.74	x -0.81	-4	-3	-4	-4	-4	-4	-3	-4	-4		2.93
11	CCoSp3		3.00	-0.30	-1	-1	-1	-1	-2	0	-3	-1	0		2.70
			<b>36.31</b>												<b>31.28</b>
Program Components				Factor											
Composition				3.33	2.75	4.00	3.25	2.75	3.00	3.25	4.50	3.50	3.25		3.29
Presentation				3.33	3.25	4.25	3.75	2.75	2.75	3.50	4.75	3.00	3.50		3.43
Skating Skills				3.33	3.00	4.25	3.50	3.25	2.75	3.75	4.00	2.75	3.00		3.32
<b>Judges Total Program Component Score (factored)</b>															<b>33.44</b>
<b>Deductions:</b>				Falls	-1.00 (1)									<b>-1.00</b>	

Rank	Name	Nation	Starting Number	Total Segment Score	Total Element Score	Total Program Component Score (factored)						Total Deductions			
24	Daniel ROUCO MORCILLO	ESP	6	57.31	23.82	38.49						-5.00			
#	Executed Elements	Info	Base Value	GOE	J1	J2	J3	J4	J5	J6	J7	J8	J9	Ref.	Scores of Panel
1	3T+2T		5.50	0.18	0	2	0	1	1	0	0	1	0		5.68
2	3Lo	F	4.90	-2.45	-5	-5	-5	-5	-5	-5	-5	-5	-5		2.45
3	2S+1T		1.70	-0.19	-1	-1	-1	-2	-2	-2	-1	-3	-1		1.51
4	FCCoSp		0.00	0.00	-	-	-	-	-	-	-	-	-		0.00
5	2A+1Eu+2S		5.10	-0.09	0	1	0	0	-1	-1	0	0	-1		5.01
6	2A	F	3.63	x -1.65	-5	-5	-5	-5	-5	-5	-5	-5	-5		1.98
7	3S<	F	3.78	x -1.72	-5	-5	-5	-5	-5	-5	-5	-5	-5		2.06
8	ChSq1	F	3.00	-2.50	-5	-5	-5	-5	-5	-5	-5	-5	-5		0.50
9	3T<	F	3.70	x -1.68	-5	-5	-5	-5	-5	-5	-5	-5	-5		2.02
10	CSSp1		1.90	-0.49	-2	-2	-2	-3	-3	-3	-2	-3	-3		1.41
11	CCoSp1V		1.50	-0.30	-3	0	-2	-2	-3	-1	-1	-3	-2		1.20
			<b>34.71</b>												<b>23.82</b>
Program Components				Factor											
Composition				3.33	3.50	4.50	3.75	4.50	3.75	3.75	3.75	3.00	4.25		3.89
Presentation				3.33	2.75	4.00	3.50	4.00	2.75	3.75	3.25	3.00	4.00		3.46
Skating Skills				3.33	3.25	5.25	4.75	5.25	3.50	4.00	4.00	4.00	4.00		4.21
<b>Judges Total Program Component Score (factored)</b>															<b>38.49</b>
<b>Deductions:</b>				Falls	-5.00 (5)									<b>-5.00</b>	

Legend:							
#	Sequence number	GOE	Grade of Execution	Jx	Judges (x=1-9)	Ref.	Referee
*	Invalid element	e	Wrong edge	<	Under-rotated jump	<<	Downgraded jump
x	Credit for highlight distribution, base value multiplied by 1.1			!	Not clear edge	REP	Jump repetition
F	Fall	q	Jump landed on the quarter				

**Official OC Partner:**

## JUNIOR ICE DANCE

<b>Hala Olivia</b>	29 SEP 2023	10:30	Rhythm Dance
	30 SEP 2023	16:15	Free Dance

Size of Skating Arena:	30m*60m
Ice Conditions:	very good
Number of Entries:	19
Number of Participants:	19

Entry Withdrawn:

<b>Rhythm Dance</b>		
Duration:	2:50 +/- 10 seconds	
Segment Factor:	1.00	
<b>Program Component Factors:</b>	Composition	1.33
	Presentation	1.33
	Skating Skills	1.33

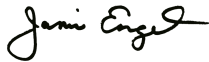
<b>Free Dance</b>		
Duration:	3:30 +/- 10 seconds	
Segment Factor:	1.00	
<b>Program Component Factors:</b>	Composition	2.00
	Presentation	2.00
	Skating Skills	2.00

### Official OC Partner:


**RESULTS**

**JUNIOR ICE DANCE**

Pl.	Name	Nation	Total Score	RD	FD
1	Darya GRIMM / Michail SAVITSKIY	GER	155.88	1	3
2	Mariia PINCHUK / Mykyta POGORIELOV	UKR	154.43	2	1
3	Sara KISHIMOTO / Atsuhiko TAMURA	JPN	150.85	3	2
4	Gina ZEHNDER / Beda Leon SIEBER	SUI	148.57	4	4
5	Yufei LIN / Zijian GAO	CHN	143.97	5	5
6	Jamie FOURNIER / Everest ZHU	CAN	137.41	10	6
7	Amy CUI / Kenny ECKERT	USA	135.22	9	7
8	Molly HAIRSINE / Alessio SURENKOV-GULTCHEV	GBR	127.94	6	11
9	Sofia DOVHAL / Wiktor KULESZA	POL	127.39	8	9
10	Kristina BLAND / Matthew SPERRY	USA	126.17	12	8
11	Harlow Lynella STANLEY / Nikita SOSNENKO	MEX	124.62	7	15
12	Andrea PSURNA / Jachym NOVAK	CZE	124.53	11	13
13	Natalie BLAASOVA / Filip BLAAS	CZE	124.24	14	10
14	Athena Faith ROBERTS / Eric ALIS	ESP	123.28	13	12
15	Vittoria PETRACCHI / Daniel BASILE	ITA	122.38	15	14
16	Diane SZNAJDER / Joseph BOOTH	FRA	119.12	16	17
17	Audra GANS / Michael BOUTSAN	CAN	115.03	17	16
18	Elisabeth HAVERS / Leo HAVERS	AUT	104.01	18	18
19	Enna KESTI / Oskari LIEDENPOHJA	FIN	93.60	19	19



**Ms. Janis ENGEL, ISU**  
Referee



**Mr. Marcin KOZUBEK, ISU**  
Technical Controller

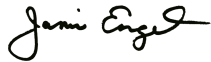
Legend:				
RD	Rhythm Dance	FD	Free Dance	Pl. Place

**Official OC Partner:**


**RESULTS**

**JUNIOR ICE DANCE RHYTHM DANCE**

Pl.	Name	Nation	Total Segment Score
1	Darya GRIMM / Michail SAVITSKIY	GER	65.71
2	Mariia PINCHUK / Mykyta POGORIELOV	UKR	62.23
3	Sara KISHIMOTO / Atsuhiko TAMURA	JPN	59.74
4	Gina ZEHNDER / Beda Leon SIEBER	SUI	59.65
5	Yufei LIN / Zijian GAO	CHN	56.45
6	Molly HAIRSINE / Alessio SURENKOV-GULTCHEV	GBR	52.97
7	Harlow Lynella STANLEY / Nikita SOSNENKO	MEX	52.26
8	Sofia DOVHAL / Wiktor KULESZA	POL	52.12
9	Amy CUI / Kenny ECKERT	USA	51.52
10	Jamie FOURNIER / Everest ZHU	CAN	50.88
11	Andrea PSURNA / Jachym NOVAK	CZE	50.62
12	Kristina BLAND / Matthew SPERRY	USA	50.28
13	Athena Faith ROBERTS / Eric ALIS	ESP	49.35
14	Natalie BLAASOVA / Filip BLAAS	CZE	49.06
15	Vittoria PETRACCHI / Daniel BASILE	ITA	48.60
16	Diane SZNAJDER / Joseph BOOTH	FRA	48.31
17	Audra GANS / Michael BOUTSAN	CAN	42.77
18	Elisabeth HAVERS / Leo HAVERS	AUT	41.45
19	Enna KESTI / Oskari LIEDENPOHJA	FIN	33.20



**Ms. Janis ENGEL, ISU**  
Referee



**Mr. Marcin KOZUBEK, ISU**  
Technical Controller

**Official OC Partner:**



## PANEL OF JUDGES

### JUNIOR ICE DANCE RHYTHM DANCE

#### Officials

Technical Controller	Mr. Marcin KOZUBEK	ISU
Technical Specialist	Ms. Olga AKIMOVA	ISU
Technical Specialist	Mr. Benjamin BLUM	ISU

#### Judges

Referee	Ms. Janis ENGEL	ISU
Judge No. 1	Ms. Ge GAO	CHN
Judge No. 2	Mr. John COLE	USA
Judge No. 3	Ms. Marketa HORKLOVA	CZE
Judge No. 4	Ms. Olena LISOVA	UKR
Judge No. 5	Ms. Claudia STAHNKE	GER
Judge No. 6	Mr. Roland MAEDER	SUI
Judge No. 7	Ms. Elisabeth WEISER	AUT
Judge No. 8	Ms. Valeria ROSA	ITA
Judge No. 9	Ms. Leslie KEEN	CAN

#### Data/Replay Operator

Data Operator	Mr. Lorenzo MAGRI	ISU
Replay Operator	Ms. Anne FAGERSTRÖM	ISU

#### Official OC Partner:

**JUDGES DETAILS PER SKATER**  
**JUNIOR ICE DANCE RHYTHM DANCE**

Rank	Name	Nation	Starting Number	Total Segment Score	Total Element Score	Total Program Component Score (factored)						Total Deductions				
1	Darya GRIMM / Michail SAVITSKIY	GER	2	65.71	36.89	28.82						0.00				
#	Executed Elements	Info	Base Value	GOE	J1	J2	J3	J4	J5	J6	J7	J8	J9	Ref.	Scores of Panel	
1	SqTwW4+SqTwM4		7.34	1.94	2	3	3	2	3	3	2	2	2		9.28	
2	1RF3+kpYYNY		4.75	0.75	1	1	2	1	2	2	1	1	2		5.50	
3	2RF3+kpYYNY		4.75	0.83	1	2	2	2	2	2	1	1	1		5.58	
4	MiStW3+MiStM2		7.83	2.08	2	2	2	2	2	2	2	2	2		9.91	
5	RoLi4		5.45	1.17	2	2	3	2	3	3	2	2	3		6.62	
			<b>30.12</b>												<b>36.89</b>	
Program Components				Factor												
Composition				1.33	7.00	7.50	7.25	7.50	7.25	7.25	6.50	7.25	7.25			7.25
Presentation				1.33	6.75	7.25	7.50	7.50	7.25	7.50	6.25	7.25	7.00			7.21
Skating Skills				1.33	6.75	7.25	7.25	7.25	7.50	7.50	6.00	7.00	7.50			7.21
<b>Judges Total Program Component Score (factored)</b>															<b>28.82</b>	
<b>Deductions:</b>													<b>0.00</b>			

Rank	Name	Nation	Starting Number	Total Segment Score	Total Element Score	Total Program Component Score (factored)						Total Deductions				
2	Mariia PINCHUK / Mykyta POGORIELOV	UKR	3	62.23	35.64	27.59						-1.00				
#	Executed Elements	Info	Base Value	GOE	J1	J2	J3	J4	J5	J6	J7	J8	J9	Ref.	Scores of Panel	
1	1RF4+kpYYYY		5.50	0.68	1	1	3	2	1	2	1	1	1		6.18	
2	SqTwW3+SqTwM4		6.97	1.26	-2	2	2	2	2	2	1	1	1		8.23	
3	2RF3+kpYNNY		4.75	0.68	1	1	2	2	1	3	1	1	1		5.43	
4	DiStW2+DiStM2		7.46	1.93	1	2	3	3	2	2	1	2	1		9.39	
5	RoLi4	>	5.45	0.96	1	0	3	3	2	3	1	2	2		6.41	
			<b>30.13</b>												<b>35.64</b>	
Program Components				Factor												
Composition				1.33	6.50	6.75	7.75	7.50	7.00	7.50	6.50	7.00	6.50			6.96
Presentation				1.33	6.25	7.00	7.50	7.25	6.75	7.25	6.00	7.00	6.25			6.82
Skating Skills				1.33	6.50	6.75	7.50	7.50	7.00	7.75	6.25	6.75	6.75			6.96
<b>Judges Total Program Component Score (factored)</b>															<b>27.59</b>	
<b>Deductions:</b>				Extended lifts		-1.00										<b>-1.00</b>

Rank	Name	Nation	Starting Number	Total Segment Score	Total Element Score	Total Program Component Score (factored)						Total Deductions				
3	Sara KISHIMOTO / Atsuhiko TAMURA	JPN	7	59.74	32.48	27.26						0.00				
#	Executed Elements	Info	Base Value	GOE	J1	J2	J3	J4	J5	J6	J7	J8	J9	Ref.	Scores of Panel	
1	SqTwW4+SqTwM4		7.34	1.83	1	3	2	2	2	3	2	2	3		9.17	
2	MiStW2+MiStM3		7.83	1.93	2	2	2	2	1	2	1	2	3		9.76	
3	1RF2+kpYNNY		4.00	0.38	1	1	0	0	1	-2	1	1	1		4.38	
4	2RFB+kpNNNN		2.50	0.05	0	0	0	0	0	0	1	1	0		2.55	
5	StaLi4		5.45	1.17	2	2	2	2	3	2	3	3	3		6.62	
			<b>27.12</b>												<b>32.48</b>	
Program Components				Factor												
Composition				1.33	6.50	7.25	6.75	6.25	7.25	7.00	6.75	7.50	7.75			7.00
Presentation				1.33	6.25	7.25	6.75	6.25	7.00	7.00	6.75	7.25	7.50			6.89
Skating Skills				1.33	6.25	6.75	6.50	6.00	6.75	6.75	6.25	7.25	7.00			6.61
<b>Judges Total Program Component Score (factored)</b>															<b>27.26</b>	
<b>Deductions:</b>													<b>0.00</b>			

Official OC Partner:

**JUDGES DETAILS PER SKATER**  
**JUNIOR ICE DANCE RHYTHM DANCE**

Rank	Name	Nation	Starting Number	Total Segment Score	Total Element Score	Total Program Component Score (factored)						Total Deductions				
4	Gina ZEHNDER / Beda Leon SIEBER	SUI	19	59.65	31.77	27.88						0.00				
#	Executed Elements	Info	Base Value	GOE	J1	J2	J3	J4	J5	J6	J7	J8	J9	Ref.	Scores of Panel	
1	SqTwW4+SqTwm4		7.34	0.23	-2	2	0	1	1	1	-1	0	0		7.57	
2	1RF3+kpYYNY		4.75	0.45	1	2	1	1	1	0	0	1	1		5.20	
3	SILi3		4.70	0.89	1	2	2	3	2	3	1	1	2		5.59	
4	2RF1+kpNNNY		3.50	0.30	0	2	1	1	1	0	-1	0	1		3.80	
5	DiStW2+DiStM3		7.83	1.78	1	2	2	3	2	2	-1	2	1		9.61	
			<b>28.12</b>												<b>31.77</b>	
Program Components				Factor												
Composition				1.33	7.00	7.50	7.25	7.25	7.00	7.25	5.75	7.25	7.75			7.21
Presentation				1.33	6.50	7.00	7.00	7.25	6.50	7.25	5.50	7.00	7.25			6.93
Skating Skills				1.33	6.50	7.00	6.75	7.00	6.75	7.00	5.00	6.75	7.50			6.82
<b>Judges Total Program Component Score (factored)</b>															<b>27.88</b>	
<b>Deductions:</b>															<b>0.00</b>	
Violation of choreo restrictions				(1 of 10)												

Rank	Name	Nation	Starting Number	Total Segment Score	Total Element Score	Total Program Component Score (factored)						Total Deductions				
5	Yufei LIN / Zijian GAO	CHN	15	56.45	31.83	24.62						0.00				
#	Executed Elements	Info	Base Value	GOE	J1	J2	J3	J4	J5	J6	J7	J8	J9	Ref.	Scores of Panel	
1	SqTwW4+SqTwm4		7.34	1.49	2	2	1	1	2	3	1	2	3		8.83	
2	MiStW1+MiStM1		6.96	1.78	2	2	1	1	2	2	1	2	2		8.74	
3	1RF3+kpYYNY		4.75	0.08	0	0	0	0	0	-1	1	0	1		4.83	
4	2RF1+kpNNNY		3.50	0.00	0	0	0	0	0	1	-1	0	0		3.50	
5	RoLi4		5.45	0.48	1	1	1	1	1	1	1	1	1		5.93	
			<b>28.00</b>												<b>31.83</b>	
Program Components				Factor												
Composition				1.33	6.50	6.50	5.50	5.75	6.75	6.25	6.00	6.50	6.50			6.29
Presentation				1.33	6.50	6.50	5.50	5.75	6.50	6.00	5.75	6.25	6.75			6.18
Skating Skills				1.33	6.25	6.25	5.75	5.50	6.75	5.75	5.50	6.00	6.75			6.04
<b>Judges Total Program Component Score (factored)</b>															<b>24.62</b>	
<b>Deductions:</b>															<b>0.00</b>	
Violation of choreo restrictions				(1 of 10)												

Rank	Name	Nation	Starting Number	Total Segment Score	Total Element Score	Total Program Component Score (factored)						Total Deductions				
6	Molly HAIRSINE / Alessio SURENKOV-GULTCHEV	GBR	16	52.97	29.93	23.04						0.00				
#	Executed Elements	Info	Base Value	GOE	J1	J2	J3	J4	J5	J6	J7	J8	J9	Ref.	Scores of Panel	
1	SqTwW3+SqTwm4		6.97	1.26	1	1	1	1	2	2	2	2	2		8.23	
2	1RF3+kpYYNY		4.75	0.23	1	0	0	0	1	1	0	0	1		4.98	
3	2RFB+kpNNNN		2.50	-0.05	0	0	0	-1	0	1	-1	0	0		2.45	
4	MiStW1+MiStM1		6.96	1.04	1	1	1	1	1	1	-1	1	1		8.00	
5	RoLi4		5.45	0.82	2	1	1	2	1	2	2	2	2		6.27	
			<b>26.63</b>												<b>29.93</b>	
Program Components				Factor												
Composition				1.33	5.75	5.25	5.00	5.75	6.25	6.75	5.75	6.50	6.50			5.96
Presentation				1.33	5.50	5.50	5.00	5.50	6.00	6.25	6.00	6.50	5.75			5.79
Skating Skills				1.33	5.50	5.25	4.75	5.25	5.75	6.75	5.25	6.00	6.00			5.57
<b>Judges Total Program Component Score (factored)</b>															<b>23.04</b>	
<b>Deductions:</b>															<b>0.00</b>	
Violation of choreo restrictions				(1 of 10)												

Official OC Partner:

**JUDGES DETAILS PER SKATER**  
**JUNIOR ICE DANCE RHYTHM DANCE**

Rank	Name	Nation	Starting Number	Total Segment Score	Total Element Score	Total Program Component Score (factored)						Total Deductions				
7	Harlow Lynella STANLEY / Nikita SOSNENKO	MEX	10	52.26	30.79	22.47						-1.00				
#	Executed Elements	Info	Base Value	GOE	J1	J2	J3	J4	J5	J6	J7	J8	J9	Ref.	Scores of Panel	
1	SqTwW4+SqTwM4		7.34	0.91	0	2	1	1	1	2	0	1	2		8.25	
2	1RF3+kpYYNY		4.75	0.45	1	1	1	1	0	1	0	1	1		5.20	
3	2RF1+kpNNNY		3.50	-0.15	-1	0	0	0	0	0	-1	0	-1		3.35	
4	MiStW2+MiStM2		7.46	0.74	1	1	1	1	1	1	-1	0	0		8.20	
5	RoLi4	>	5.45	0.34	1	0	1	1	0	1	0	1	1		5.79	
			<b>28.50</b>												<b>30.79</b>	
Program Components				Factor												
Composition				1.33	5.50	5.75	5.75	5.75	5.75	6.00	5.50	6.25	5.75			5.75
Presentation				1.33	5.25	5.50	5.50	5.50	5.25	6.25	5.75	6.00	5.50			5.57
Skating Skills				1.33	5.50	5.50	5.50	5.50	5.50	6.00	5.50	5.75	5.75			5.57
<b>Judges Total Program Component Score (factored)</b>																<b>22.47</b>
<b>Deductions:</b>				Extended lifts -1.00												<b>-1.00</b>
				Music requirements violation (1 of 10)												
				Violation of choreo restrictions (1 of 10)												

Rank	Name	Nation	Starting Number	Total Segment Score	Total Element Score	Total Program Component Score (factored)						Total Deductions				
8	Sofia DOVHAL / Wiktor KULESZA	POL	18	52.12	28.61	23.51						0.00				
#	Executed Elements	Info	Base Value	GOE	J1	J2	J3	J4	J5	J6	J7	J8	J9	Ref.	Scores of Panel	
1	SqTwW3+SqTwM4		6.97	-0.34	-1	0	-1	0	0	-1	1	0	-1		6.63	
2	1RF1+kpNYNT		3.50	0.08	0	-1	1	1	1	-1	0	0	0		3.58	
3	CuLi4		5.45	0.75	1	1	2	2	2	2	2	1	1		6.20	
4	2RF2+kpYYNN		4.00	-0.15	-1	-1	0	1	0	0	0	0	-1		3.85	
5	MiStW2+MiStM2		7.46	0.89	1	-1	1	2	2	0	1	1	0		8.35	
			<b>27.38</b>												<b>28.61</b>	
Program Components				Factor												
Composition				1.33	5.50	4.25	6.00	6.50	6.50	6.25	6.25	6.00	5.25			5.96
Presentation				1.33	5.50	5.25	6.25	6.25	6.25	6.00	6.00	6.00	5.75			5.96
Skating Skills				1.33	5.00	4.50	5.75	6.25	6.00	6.00	5.75	5.75	6.00			5.75
<b>Judges Total Program Component Score (factored)</b>																<b>23.51</b>
<b>Deductions:</b>																<b>0.00</b>

Rank	Name	Nation	Starting Number	Total Segment Score	Total Element Score	Total Program Component Score (factored)						Total Deductions				
9	Amy CUI / Kenny ECKERT	USA	6	51.52	26.82	24.70						0.00				
#	Executed Elements	Info	Base Value	GOE	J1	J2	J3	J4	J5	J6	J7	J8	J9	Ref.	Scores of Panel	
1	1RF2+kpYYNN		4.00	0.68	0	1	1	1	1	2	1	2	2		4.68	
2	2RFB+kpNNNN		2.50	0.16	0	1	0	0	-1	1	0	1	1		2.66	
3	SqTwW3+SqTwM3		6.60	-1.37	-2	-2	-1	-2	-2	-2	1	-1	-2		5.23	
4	MiStW2+MiStM2		7.46	1.34	1	1	1	1	1	2	2	2	0		8.80	
5	RoLi3		4.70	0.75	1	0	2	1	1	2	2	2	2		5.45	
			<b>25.26</b>												<b>26.82</b>	
Program Components				Factor												
Composition				1.33	6.25	5.75	6.00	6.00	6.00	6.75	6.75	7.50	6.25			6.29
Presentation				1.33	6.00	5.25	5.75	6.00	5.75	7.00	6.25	7.25	5.75			6.07
Skating Skills				1.33	6.25	5.50	5.75	5.75	6.25	6.75	6.25	7.00	6.50			6.21
<b>Judges Total Program Component Score (factored)</b>																<b>24.70</b>
<b>Deductions:</b>				Violation of choreo restrictions (1 of 10)												<b>0.00</b>

**Official OC Partner:**

**JUDGES DETAILS PER SKATER**  
**JUNIOR ICE DANCE RHYTHM DANCE**

Rank	Name	Nation	Starting Number	Total Segment Score	Total Element Score	Total Program Component Score (factored)						Total Deductions			
10	Jamie FOURNIER / Everest ZHU	CAN	14	50.88	26.80	24.08						0.00			
#	Executed Elements	Info	Base Value	GOE	J1	J2	J3	J4	J5	J6	J7	J8	J9	Ref.	Scores of Panel
1	MiStW2+MiStM2		7.46	0.89	2	2	1	1	1	0	0	1	0		8.35
2	1RF2+kpYNNY		4.00	0.38	1	1	1	0	0	-1	1	1	1		4.38
3	2RFB+kpNNNN		2.50	0.16	1	1	1	0	-1	-1	0	1	1		2.66
4	SqTwW3+SqTwM3		6.60	-1.26	-2	-2	-1	-2	-2	-1	0	-1	-2		5.34
5	RoLi4		5.45	0.62	1	1	2	2	1	1	0	1	2		6.07
			<b>26.01</b>											<b>26.80</b>	
Program Components				Factor											
Composition				1.33	6.75	6.50	6.25	6.00	6.25	6.25	5.50	6.25	5.75	6.18	
Presentation				1.33	6.25	6.25	5.75	6.00	5.50	6.00	5.00	6.00	6.25	5.96	
Skating Skills				1.33	6.50	6.00	6.00	5.75	6.00	6.50	5.25	6.00	5.50	5.96	
<b>Judges Total Program Component Score (factored)</b>														<b>24.08</b>	
<b>Deductions:</b>														<b>0.00</b>	

Rank	Name	Nation	Starting Number	Total Segment Score	Total Element Score	Total Program Component Score (factored)						Total Deductions			
11	Andrea PSURNA / Jachym NOVAK	CZE	1	50.62	27.87	22.75						0.00			
#	Executed Elements	Info	Base Value	GOE	J1	J2	J3	J4	J5	J6	J7	J8	J9	Ref.	Scores of Panel
1	SqTwW3+SqTwM3		6.60	-0.11	-1	1	1	1	-1	1	-1	-1	-1		6.49
2	2RF1+kpYNNN		3.50	-0.15	-1	0	1	1	-1	0	0	-1	-1		3.35
3	SILi4		5.45	0.55	1	1	2	2	1	1	0	1	1		6.00
4	1RF2+kpYNNY		4.00	0.23	-1	0	1	1	0	1	1	0	0		4.23
5	MiStW1+MiStM2		7.21	0.59	0	1	2	2	0	1	0	0	0		7.80
			<b>26.76</b>											<b>27.87</b>	
Program Components				Factor											
Composition				1.33	5.50	5.50	6.50	6.25	5.50	6.00	5.00	6.00	5.25	5.71	
Presentation				1.33	5.25	5.00	6.25	6.50	5.00	6.25	5.50	6.00	5.00	5.61	
Skating Skills				1.33	5.50	5.25	6.50	6.25	5.25	6.25	5.75	5.75	5.75	5.79	
<b>Judges Total Program Component Score (factored)</b>														<b>22.75</b>	
<b>Deductions:</b>														<b>0.00</b>	
Violation of choreo restrictions					(1 of 10)										

Rank	Name	Nation	Starting Number	Total Segment Score	Total Element Score	Total Program Component Score (factored)						Total Deductions			
12	Kristina BLAND / Matthew SPERRY	USA	11	50.28	27.53	23.75						-1.00			
#	Executed Elements	Info	Base Value	GOE	J1	J2	J3	J4	J5	J6	J7	J8	J9	Ref.	Scores of Panel
1	1RF2+kpYNNY		4.00	0.53	1	1	1	1	1	2	1	1	0		4.53
2	SqTwW3+SqTwM4		6.97	0.69	1	2	1	1	1	0	1	1	-1		7.66
3	2RFB+kpTTNN		2.50	0.11	0	1	1	1	-1	0	0	1	-1		2.61
4	MiStW1+MiStM1		6.96	0.59	1	1	0	1	0	1	0	1	0		7.55
5	RoLi3	>	4.70	0.48	0	1	2	1	1	1	1	1	1		5.18
			<b>25.13</b>											<b>27.53</b>	
Program Components				Factor											
Composition				1.33	5.75	6.00	6.00	6.00	6.25	6.50	6.25	6.50	5.50	6.11	
Presentation				1.33	5.50	5.75	6.00	6.00	5.75	6.75	6.00	6.25	5.25	5.89	
Skating Skills				1.33	5.75	5.50	5.75	5.75	6.00	6.75	5.75	6.50	5.50	5.86	
<b>Judges Total Program Component Score (factored)</b>														<b>23.75</b>	
<b>Deductions:</b>														<b>-1.00</b>	
Extended lifts					-1.00										
Violation of choreo restrictions					(1 of 10)										

**JUDGES DETAILS PER SKATER**  
**JUNIOR ICE DANCE RHYTHM DANCE**

Rank	Name	Nation	Starting Number	Total Segment Score	Total Element Score	Total Program Component Score (factored)						Total Deductions				
13	Athena Faith ROBERTS / Eric ALIS	ESP	17	49.35	27.73	21.62						0.00				
#	Executed Elements	Info	Base Value	GOE	J1	J2	J3	J4	J5	J6	J7	J8	J9	Ref.	Scores of Panel	
1	1RF2+kpYYNN		4.00	0.08	1	1	0	0	0	-1	-1	1	0		4.08	
2	SqTwW4+SqTwM4		7.34	0.23	1	1	-1	0	1	1	-1	0	0		7.57	
3	2RFB+kpNNNN		2.50	-0.22	-1	1	-1	0	-1	-1	0	0	-1		2.28	
4	MiStW1+MiStM2		7.21	0.45	1	2	0	1	1	0	-1	0	0		7.66	
5	RoLi4		5.45	0.69	2	2	1	2	2	1	1	1	1		6.14	
			<b>26.50</b>												<b>27.73</b>	
Program Components				Factor												
Composition				1.33	5.50	5.50	4.75	5.50	6.00	5.25	5.25	5.75	5.75			5.50
Presentation				1.33	5.50	6.00	4.50	5.25	6.25	6.00	5.25	5.50	5.25			5.54
Skating Skills				1.33	5.25	5.25	4.75	5.00	5.75	5.50	5.00	5.25	5.25			5.21
<b>Judges Total Program Component Score (factored)</b>																<b>21.62</b>
<b>Deductions:</b>															<b>0.00</b>	

Rank	Name	Nation	Starting Number	Total Segment Score	Total Element Score	Total Program Component Score (factored)						Total Deductions				
14	Natalie BLAASOVA / Filip BLAAS	CZE	12	49.06	26.79	22.27						0.00				
#	Executed Elements	Info	Base Value	GOE	J1	J2	J3	J4	J5	J6	J7	J8	J9	Ref.	Scores of Panel	
1	1RF1+kpYNNN		3.50	0.00	0	1	0	0	0	-1	0	0	0		3.50	
2	SqTwW4+SqTwM3		6.97	-0.57	-1	-1	-2	-1	0	0	0	-1	-1		6.40	
3	2RF1+kpNYNN		3.50	-0.23	-1	0	0	0	-1	0	0	-1	-1		3.27	
4	MiStW1+MiStM2		7.21	0.89	0	1	1	1	1	1	1	1	0		8.10	
5	StLi3		4.70	0.82	1	2	2	2	1	2	1	2	2		5.52	
			<b>25.88</b>												<b>26.79</b>	
Program Components				Factor												
Composition				1.33	6.00	5.75	5.50	5.50	6.00	5.75	5.50	5.75	5.75			5.71
Presentation				1.33	5.50	5.75	5.75	5.50	5.50	6.00	5.50	5.75	5.50			5.61
Skating Skills				1.33	5.50	5.50	5.50	5.25	5.75	5.50	5.25	5.50	5.25			5.43
<b>Judges Total Program Component Score (factored)</b>																<b>22.27</b>
<b>Deductions:</b>															<b>0.00</b>	
Violation of choreo restrictions (1 of 10)																

Rank	Name	Nation	Starting Number	Total Segment Score	Total Element Score	Total Program Component Score (factored)						Total Deductions				
15	Vittoria PETRACCHI / Daniel BASILE	ITA	13	48.60	28.60	21.00						-1.00				
#	Executed Elements	Info	Base Value	GOE	J1	J2	J3	J4	J5	J6	J7	J8	J9	Ref.	Scores of Panel	
1	1RF2+kpNYNN		4.00	0.15	0	1	0	1	0	0	0	1	0		4.15	
2	2RF1+kpNNNY		3.50	-0.08	0	1	0	0	0	-1	0	0	-1		3.42	
3	SqTwW4+SqTwM4		7.34	0.46	-1	2	0	0	1	2	0	0	1		7.80	
4	MiStW1+MiStM2		7.21	0.30	0	1	0	1	1	0	0	0	-1		7.51	
5	SILi4		5.45	0.27	-1	2	1	1	1	1	0	1	-1		5.72	
			<b>27.50</b>												<b>28.60</b>	
Program Components				Factor												
Composition				1.33	4.75	6.25	5.00	5.25	6.00	5.50	5.25	5.75	4.25			5.36
Presentation				1.33	4.50	6.00	4.75	5.25	5.75	6.00	5.25	5.25	3.75			5.25
Skating Skills				1.33	4.50	5.75	4.75	5.00	6.25	5.75	5.00	5.50	4.00			5.18
<b>Judges Total Program Component Score (factored)</b>																<b>21.00</b>
<b>Deductions:</b>															<b>-1.00</b>	
Falls -1.00 (1)																
Violation of choreo restrictions (1 of 10)																

**JUDGES DETAILS PER SKATER**  
**JUNIOR ICE DANCE RHYTHM DANCE**

Rank	Name	Nation	Starting Number	Total Segment Score	Total Element Score	Total Program Component Score (factored)						Total Deductions			
16	Diane SZNAJDER / Joseph BOOTH	FRA	9	48.31	27.30	21.01						0.00			
#	Executed Elements	Info	Base Value	GOE	J1	J2	J3	J4	J5	J6	J7	J8	J9	Ref.	Scores of Panel
1	SqTwW3+SqTwM4		6.97	0.57	-1	1	0	0	0	2	1	1	2		7.54
2	1RF2+kpNYYN		4.00	0.15	1	1	0	0	1	0	0	0	0		4.15
3	2RFB+kpNNNN		2.50	0.11	1	1	0	0	0	0	0	0	1		2.61
4	MiStW1+MiStM1		6.96	0.45	1	-1	0	1	1	2	-1	0	1		7.41
5	RoLi4		5.45	0.14	0	0	0	0	0	1	0	1	1		5.59
			<b>25.88</b>												<b>27.30</b>
Program Components			Factor												
Composition			1.33	6.00	4.75	4.75	5.25	5.50	5.50	5.00	5.50	5.75			5.32
Presentation			1.33	5.75	4.75	4.75	5.00	5.00	6.00	5.00	5.25	5.50			5.18
Skating Skills			1.33	5.75	5.00	4.50	5.00	5.25	5.75	4.75	5.50	6.25			5.29
<b>Judges Total Program Component Score (factored)</b>														<b>21.01</b>	
<b>Deductions:</b>														<b>0.00</b>	

Rank	Name	Nation	Starting Number	Total Segment Score	Total Element Score	Total Program Component Score (factored)						Total Deductions			
17	Audra GANS / Michael BOUTSAN	CAN	8	42.77	22.19	21.58						-1.00			
#	Executed Elements	Info	Base Value	GOE	J1	J2	J3	J4	J5	J6	J7	J8	J9	Ref.	Scores of Panel
1	1RFB+kpNNNN		2.50	0.05	0	1	0	0	1	0	0	0	0		2.55
2	2RFB+kpNNNN		2.50	-0.27	-1	0	-1	-1	0	-1	0	-1	-1		2.23
3	MiStW1+MiStM1		6.96	-0.30	-1	0	-1	0	-1	1	0	0	0		6.66
4	SqTwW3+SqTwM3		6.60	-1.03	-2	-1	-2	-1	-1	-2	-1	-1	0		5.57
5	RoLi3	>	4.70	0.48	1	1	1	0	1	1	1	1	2		5.18
			<b>23.26</b>												<b>22.19</b>
Program Components			Factor												
Composition			1.33	5.50	5.50	5.00	5.75	5.75	5.75	5.00	6.25	5.75			5.57
Presentation			1.33	5.25	5.00	4.75	5.50	5.25	6.00	5.25	6.00	5.25			5.36
Skating Skills			1.33	5.00	5.00	4.75	5.50	5.50	5.75	5.00	5.50	5.50			5.29
<b>Judges Total Program Component Score (factored)</b>														<b>21.58</b>	
<b>Deductions:</b>			Extended lifts -1.00											<b>-1.00</b>	

Rank	Name	Nation	Starting Number	Total Segment Score	Total Element Score	Total Program Component Score (factored)						Total Deductions			
18	Elisabeth HAVERS / Leo HAVERS	AUT	4	41.45	23.40	18.05						0.00			
#	Executed Elements	Info	Base Value	GOE	J1	J2	J3	J4	J5	J6	J7	J8	J9	Ref.	Scores of Panel
1	1RF2+kpNYNY		4.00	0.00	1	0	0	0	0	0	0	0	0		4.00
2	2RFB+kpNNNN		2.50	-0.16	1	-1	-1	0	-1	-1	0	0	0		2.34
3	DiStW1+DiStM1		6.96	-1.04	-1	0	-1	-1	-1	-1	-1	-1	-1		5.92
4	SqTwW3+SqTwM3		6.60	-0.91	-3	-1	-1	0	0	-1	-1	-2	-2		5.69
5	SILi4		5.45	0.00	-1	0	1	0	1	1	0	-1	-1		5.45
			<b>25.51</b>												<b>23.40</b>
Program Components			Factor												
Composition			1.33	4.50	4.75	4.25	5.00	4.50	5.25	4.50	4.75	4.00			4.61
Presentation			1.33	4.25	4.50	4.00	5.25	4.50	5.00	4.75	4.50	4.00			4.50
Skating Skills			1.33	4.25	4.50	4.25	5.00	4.25	5.25	4.25	4.50	4.50			4.46
<b>Judges Total Program Component Score (factored)</b>														<b>18.05</b>	
<b>Deductions:</b>			Violation of choreo restrictions (1 of 10)											<b>0.00</b>	

**JUDGES DETAILS PER SKATER**  
**JUNIOR ICE DANCE RHYTHM DANCE**

Rank	Name	Nation	Starting Number	Total Segment Score	Total Element Score	Total Program Component Score (factored)							Total Deductions			
19	Enna KESTI / Oskari LIEDENPOHJA	FIN	5	33.20	19.14	16.06							-2.00			
#	Executed Elements	Info	Base Value	GOE	J1	J2	J3	J4	J5	J6	J7	J8	J9	Ref.	Scores of Panel	
1	CuLi4		5.45	0.48	1	1	1	1	1	1	1	1	1		5.93	
2	2RFB+kpNNNN		2.50	-0.38	-1	-1	-1	-1	-1	-3	0	-1	-1		2.12	
3	1RFB+kpNTNN		2.50	-0.22	-1	0	-1	-1	0	-2	0	-1	0		2.28	
4	SqTwW2+SqTwM2		5.84	-2.06	-2	-2	-3	-3	-3	-2	-1	-3	-3		3.78	
5	MiStW1+MiStM1		6.96	-1.93	-2	-2	-2	-2	-1	-3	-2	-2	-1		5.03	
			<b>23.25</b>												<b>19.14</b>	
Program Components				Factor												
Composition				1.33	3.75	4.25	4.00	4.75	4.25	4.50	4.50	4.00	3.75			4.18
Presentation				1.33	3.50	4.25	3.50	4.50	3.75	4.25	4.50	3.75	3.25			3.93
Skating Skills				1.33	3.75	4.00	3.75	4.25	4.00	4.25	4.50	3.75	3.50			3.96
<b>Judges Total Program Component Score (factored)</b>																<b>16.06</b>
<b>Deductions:</b>																<b>-2.00</b>
Falls				-2.00 (2)												
Violation of choreo restrictions				(1 of 10)												

<b>Legend:</b>	#	Sequence number	GOE	Grade of Execution	Jx	Judges (x=1-9)	Ref.	Referee
	>	Extended Dance Lift						

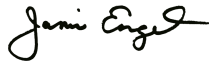
**Official OC Partner:**



**RESULTS**

**JUNIOR ICE DANCE FREE DANCE**

Pl.	Name	Nation	Total Segment Score
1	Mariia PINCHUK / Mykyta POGORIELOV	UKR	92.20
2	Sara KISHIMOTO / Atsuhiko TAMURA	JPN	91.11
3	Darya GRIMM / Michail SAVITSKIY	GER	90.17
4	Gina ZEHNDER / Beda Leon SIEBER	SUI	88.92
5	Yufei LIN / Zijian GAO	CHN	87.52
6	Jamie FOURNIER / Everest ZHU	CAN	86.53
7	Amy CUI / Kenny ECKERT	USA	83.70
8	Kristina BLAND / Matthew SPERRY	USA	75.89
9	Sofia DOVHAL / Wiktor KULESZA	POL	75.27
10	Natalie BLAASOVA / Filip BLAAS	CZE	75.18
11	Molly HAIRSINE / Alessio SURENKOV-GULTCHEV	GBR	74.97
12	Athena Faith ROBERTS / Eric ALIS	ESP	73.93
13	Andrea PSURNA / Jachym NOVAK	CZE	73.91
14	Vittoria PETRACCHI / Daniel BASILE	ITA	73.78
15	Harlow Lynella STANLEY / Nikita SOSNENKO	MEX	72.36
16	Audra GANS / Michael BOUTSAN	CAN	72.26
17	Diane SZNAJDER / Joseph BOOTH	FRA	70.81
18	Elisabeth HAVERS / Leo HAVERS	AUT	62.56
19	Enna KESTI / Oskari LIEDENPOHJA	FIN	60.40



**Ms. Janis ENGEL, ISU**  
Referee



**Mr. Marcin KOZUBEK, ISU**  
Technical Controller

**Official OC Partner:**

## PANEL OF JUDGES

### JUNIOR ICE DANCE FREE DANCE

#### Officials

Technical Controller	Mr. Marcin KOZUBEK	ISU
Technical Specialist	Ms. Olga AKIMOVA	ISU
Technical Specialist	Mr. Benjamin BLUM	ISU

#### Judges

Referee	Ms. Janis ENGEL	ISU
Judge No. 1	Ms. Claudia STAHNKE	GER
Judge No. 2	Mr. Roland MAEDER	SUI
Judge No. 3	Ms. Elisabeth WEISER	AUT
Judge No. 4	Ms. Leslie KEEN	CAN
Judge No. 5	Ms. Olena LISOVA	UKR
Judge No. 6	Ms. Akiko KOBAYASHI	JPN
Judge No. 7	Mr. John COLE	USA
Judge No. 8	Ms. Valeria ROSA	ITA
Judge No. 9	Ms. Katarzyna SZAWAREJKO	POL

#### Data/Replay Operator

Data Operator	Mr. Lorenzo MAGRI	ISU
Replay Operator	Ms. Anne FAGERSTRÖM	ISU

#### Official OC Partner:

**JUDGES DETAILS PER SKATER**  
**JUNIOR ICE DANCE FREE DANCE**

Rank	Name	Nation	Starting Number	Total Segment Score	Total Element Score	Total Program Component Score (factored)						Total Deductions				
1	Mariia PINCHUK / Mykyta POGORIELOV	UKR	18	92.20	47.34	44.86						0.00				
#	Executed Elements	Info	Base Value	GOE	J1	J2	J3	J4	J5	J6	J7	J8	J9	Ref.	Scores of Panel	
1	OFTW2+OFTM2		5.34	1.45	1	3	1	2	3	1	2	2	3		6.79	
2	SILi4+RoLi4		10.90	2.06	2	3	2	1	3	2	1	2	3		12.96	
3	ChSt1		1.10	2.37	2	3	2	4	4	3	2	3	3		3.47	
4	SyTwW4+SyTwM3		6.47	1.56	2	2	2	1	3	2	2	2	3		8.03	
5	DiStW2+DiStM2		7.46	2.08	1	2	1	2	3	2	2	2	3		9.54	
6	ChSl1		1.10	1.78	2	3	1	2	3	3	1	1	4		2.88	
7	DSP1		3.75	-0.08	0	2	1	-2	1	0	-1	-1	-1		3.67	
			<b>36.12</b>												<b>47.34</b>	
Program Components				Factor												
Composition				2.00	7.25	8.00	7.75	7.00	8.00	7.25	6.75	7.25	7.50			7.43
Presentation				2.00	7.00	8.25	8.00	7.50	8.00	7.50	7.25	7.50	7.75			7.64
Skating Skills				2.00	7.00	8.25	7.75	7.25	7.75	7.25	7.00	7.00	7.50			7.36
<b>Judges Total Program Component Score (factored)</b>														<b>44.86</b>		
<b>Deductions:</b>												<b>0.00</b>				

Rank	Name	Nation	Starting Number	Total Segment Score	Total Element Score	Total Program Component Score (factored)						Total Deductions				
2	Sara KISHIMOTO / Atsuhiko TAMURA	JPN	19	91.11	48.69	42.42						0.00				
#	Executed Elements	Info	Base Value	GOE	J1	J2	J3	J4	J5	J6	J7	J8	J9	Ref.	Scores of Panel	
1	SyTwW4+SyTwM4		6.84	1.67	2	2	2	1	2	3	3	3	2		8.51	
2	OFTW2+OFTM2		5.34	1.25	1	2	2	1	1	3	2	2	2		6.59	
3	RoLi4		5.45	0.96	2	2	2	2	2	3	2	2	2		6.41	
4	DSP4		6.00	0.80	2	2	1	1	2	2	1	1	1		6.80	
5	SILi4		5.45	0.89	2	2	1	2	2	3	1	1	3		6.34	
6	DiStW2+DiStM1		7.21	1.19	1	1	0	1	1	1	2	2	1		8.40	
7	ChSt1		1.10	1.78	3	2	0	2	2	3	2	2	2		2.88	
8	ChLi1		1.10	1.66	2	1	0	3	2	3	2	2	2		2.76	
			<b>38.49</b>												<b>48.69</b>	
Program Components				Factor												
Composition				2.00	7.00	7.00	7.00	7.00	7.00	7.75	7.25	7.50	7.00			7.11
Presentation				2.00	6.50	7.25	7.25	6.50	7.00	7.75	7.50	7.25	7.25			7.14
Skating Skills				2.00	7.00	7.00	7.00	6.50	6.75	7.50	7.00	7.00	7.00			6.96
<b>Judges Total Program Component Score (factored)</b>														<b>42.42</b>		
<b>Deductions:</b>												<b>0.00</b>				

**Official OC Partner:**

**JUDGES DETAILS PER SKATER**  
**JUNIOR ICE DANCE FREE DANCE**

Rank	Name	Nation	Starting Number	Total Segment Score	Total Element Score	Total Program Component Score (factored)						Total Deductions			
3	Darya GRIMM / Michail SAVITSKIY	GER	17	90.17	47.67	43.50						-1.00			
#	Executed Elements	Info	Base Value	GOE	J1	J2	J3	J4	J5	J6	J7	J8	J9	Ref.	Scores of Panel
1	DSP4		6.00	1.21	3	2	2	2	2	3	2	2	2		7.21
2	SyTwW4+SyTwM4		6.84	1.56	3	2	3	2	2	1	2	2	2		8.40
3	RoLi4		5.45	0.89	2	2	2	2	2	3	1	1	2		6.34
4	DiStW1+DiStM3		7.58	2.08	2	2	2	3	2	2	2	2	2		9.66
5	SILi3		4.70	-0.21	-1	1	1	-1	-1	0	0	-1	-2		4.49
6	OFTW2+OFTM3		5.72	1.04	2	3	1	1	1	0	1	2	2		6.76
7	ChAJ1		1.10	1.19	2	2	1	2	1	2	1	1	1		2.29
8	ChSt1		1.10	1.42	2	1	1	2	2	3	1	2	2		2.52
			<b>38.49</b>												<b>47.67</b>
Program Components				Factor											
Composition				2.00	7.25	7.75	7.50	7.75	7.25	7.50	7.25	7.50	7.25	7.25	7.43
Presentation				2.00	7.00	8.00	7.75	7.00	7.00	7.25	6.75	7.25	7.00	7.18	
Skating Skills				2.00	7.25	8.00	7.50	7.25	7.00	7.25	6.75	6.75	7.00	7.14	
<b>Judges Total Program Component Score (factored)</b>															<b>43.50</b>
<b>Deductions:</b>															<b>-1.00</b>
Falls				-1.00 (1)											
Violation of choreo restrictions				(1 of 10)											

Rank	Name	Nation	Starting Number	Total Segment Score	Total Element Score	Total Program Component Score (factored)						Total Deductions			
4	Gina ZEHNDER / Beda Leon SIEBER	SUI	16	88.92	45.84	43.08						0.00			
#	Executed Elements	Info	Base Value	GOE	J1	J2	J3	J4	J5	J6	J7	J8	J9	Ref.	Scores of Panel
1	OFTW2+OFTM2		5.34	1.35	1	3	1	3	1	1	2	2	3		6.69
2	SILi4		5.45	1.17	2	3	2	3	2	3	2	2	4		6.62
3	DiStW2+DiStM2		7.46	1.78	1	2	1	1	2	2	2	2	3		9.24
4	SyTwW4+SyTwM3		6.47	0.93	1	1	1	0	2	1	2	1	2		7.40
5	CuLi4		5.45	0.96	2	2	2	2	3	2	2	2	2		6.41
6	DSP3		5.25	0.72	1	2	2	1	1	1	1	1	2		5.97
7	ChLi1		1.10	1.07	1	2	1	0	2	1	1	1	3		2.17
8	ChSt1		1.10	0.24	-1	1	0	0	1	0	2	0	0		1.34
			<b>37.62</b>												<b>45.84</b>
Program Components				Factor											
Composition				2.00	7.00	7.50	7.25	6.75	7.50	7.00	7.25	7.50	7.50	7.29	
Presentation				2.00	6.75	7.25	7.25	7.00	7.25	7.00	6.75	7.25	7.75	7.11	
Skating Skills				2.00	7.00	7.25	7.00	7.50	7.25	6.75	7.25	7.00	7.25	7.14	
<b>Judges Total Program Component Score (factored)</b>															<b>43.08</b>
<b>Deductions:</b>															<b>0.00</b>

**Official OC Partner:**

**JUDGES DETAILS PER SKATER**  
**JUNIOR ICE DANCE FREE DANCE**

Rank	Name	Nation	Starting Number	Total Segment Score	Total Element Score	Total Program Component Score (factored)						Total Deductions			
5	Yufei LIN / Zijian GAO	CHN	15	87.52	47.22	40.30						0.00			
#	Executed Elements	Info	Base Value	GOE	J1	J2	J3	J4	J5	J6	J7	J8	J9	Ref.	Scores of Panel
1	OFTW1+OFTM2		5.09	1.04	1	2	0	2	0	2	1	2	2		6.13
2	SILi4+RoLi4		10.90	1.92	2	2	2	2	1	2	2	2	2		12.82
3	DSp4		6.00	0.80	2	2	1	2	1	2	1	1	1		6.80
4	CiStW2+CiStM3		7.83	1.04	1	1	0	1	0	1	1	2	2		8.87
5	SyTwW4+SyTwM3		6.47	1.56	2	3	2	2	2	0	3	2	2		8.03
6	ChSt1		1.10	1.30	2	1	0	3	1	1	2	2	2		2.40
7	ChSp1		1.10	1.07	1	1	1	2	1	1	1	2	3		2.17
			<b>38.49</b>												<b>47.22</b>
Program Components			Factor												
Composition			2.00	7.00	6.75	7.00	7.00	6.25	6.75	6.50	7.00	7.00	6.86		
Presentation			2.00	6.50	7.25	7.00	6.50	6.25	6.50	6.50	6.75	7.00	6.68		
Skating Skills			2.00	7.00	7.00	6.75	6.75	6.00	6.50	6.25	6.50	6.50	6.61		
<b>Judges Total Program Component Score (factored)</b>													<b>40.30</b>		
<b>Deductions:</b>															<b>0.00</b>
Violation of choreo restrictions				(3 of 10)											

Rank	Name	Nation	Starting Number	Total Segment Score	Total Element Score	Total Program Component Score (factored)						Total Deductions			
6	Jamie FOURNIER / Everest ZHU	CAN	11	86.53	46.83	39.70						0.00			
#	Executed Elements	Info	Base Value	GOE	J1	J2	J3	J4	J5	J6	J7	J8	J9	Ref.	Scores of Panel
1	OFTW1+OFTM2		5.09	1.14	1	2	1	2	1	1	2	2	2		6.23
2	SyTwW4+SyTwM4		6.84	1.25	2	3	1	2	2	0	1	2	2		8.09
3	CuLi4		5.45	0.75	2	2	1	2	2	2	1	1	1		6.20
4	ChHy1		1.10	1.66	3	2	1	2	2	2	2	2	2		2.76
5	DSp4		6.00	0.89	1	2	0	2	2	2	1	1	2		6.89
6	DiStW1+DiStM1		6.96	0.89	1	1	0	0	1	1	1	1	1		7.85
7	RoLi4		5.45	0.96	2	2	2	3	2	2	2	2	2		6.41
8	ChSt1		1.10	1.30	2	2	1	2	2	1	1	1	2		2.40
			<b>37.99</b>												<b>46.83</b>
Program Components			Factor												
Composition			2.00	7.00	6.75	6.50	6.75	6.50	7.00	6.75	6.75	6.50	6.71		
Presentation			2.00	6.50	7.00	6.75	7.00	6.25	6.75	6.50	6.75	6.75	6.71		
Skating Skills			2.00	6.75	7.25	6.50	6.50	6.25	6.00	6.25	6.50	6.25	6.43		
<b>Judges Total Program Component Score (factored)</b>													<b>39.70</b>		
<b>Deductions:</b>															<b>0.00</b>

Rank	Name	Nation	Starting Number	Total Segment Score	Total Element Score	Total Program Component Score (factored)						Total Deductions				
7	Amy CUI / Kenny ECKERT	USA	10	83.70	44.98	38.72						0.00				
#	Executed Elements	Info	Base Value	GOE	J1	J2	J3	J4	J5	J6	J7	J8	J9	Ref.	Scores of Panel	
1	OFTW2+OFTM2		5.34	1.25	2	2	1	2	1	2	1	2	2		6.59	
2	SILi4+RoLi4		10.90	1.65	1	3	2	2	1	2	1	2	2		12.55	
3	DSp4		6.00	0.97	2	2	2	1	2	2	1	1	2		6.97	
4	SeStW2+SeStM2		7.46	0.74	0	0	1	1	0	1	1	1	2		8.20	
5	SyTwW2+SyTwM4		6.09	0.72	1	0	2	0	1	1	1	2	1		6.81	
6	ChSt1		1.10	0.83	1	0	0	2	1	1	1	1	2		1.93	
7	ChAJ1		1.10	0.83	1	1	0	1	1	1	1	1	1		1.93	
			<b>37.99</b>												<b>44.98</b>	
Program Components			Factor													
Composition			2.00	6.50	6.50	6.75	6.25	6.25	7.00	6.25	6.75	6.75	6.75	6.54		
Presentation			2.00	6.00	6.00	7.00	6.00	6.25	6.75	5.75	6.75	7.00	6.39			
Skating Skills			2.00	6.25	7.00	6.75	6.50	6.00	6.50	6.00	6.50	6.50	6.43			
<b>Judges Total Program Component Score (factored)</b>													<b>38.72</b>			
<b>Deductions:</b>															<b>0.00</b>	

Official OC Partner:

**JUDGES DETAILS PER SKATER**  
**JUNIOR ICE DANCE FREE DANCE**

Rank	Name	Nation	Starting Number	Total Segment Score	Total Element Score	Total Program Component Score (factored)						Total Deductions			
8	Kristina BLAND / Matthew SPERRY	USA	9	75.89	40.61	35.28						0.00			
#	Executed Elements	Info	Base Value	GOE	J1	J2	J3	J4	J5	J6	J7	J8	J9	Ref.	Scores of Panel
1	DSP4		6.00	0.72	1	2	1	2	2	1	1	1	1		6.72
2	OFTW1+OFTM1		4.84	0.41	1	1	0	1	0	0	0	1	1		5.25
3	SeStW1+SeStM1		6.96	0.59	0	2	-1	0	1	0	1	1	1		7.55
4	CuLi4+RoLi4		10.90	0.82	2	2	0	0	1	1	0	1	1		11.72
5	SyTwW3+SyTwM4		6.47	-0.72	0	-2	-1	-1	0	-1	-2	-1	-1		5.75
6	ChSt1		1.10	0.83	1	1	1	2	1	1	1	1	0		1.93
7	ChSp1		1.10	0.59	1	0	0	2	0	1	1	1	1		1.69
			<b>37.37</b>											<b>40.61</b>	
Program Components				Factor											
Composition				2.00	6.25	6.25	6.00	6.25	6.00	6.00	5.50	6.25	5.75		6.07
Presentation				2.00	5.75	6.50	6.00	6.00	5.75	5.75	5.75	6.00	6.00		5.89
Skating Skills				2.00	6.00	6.50	5.50	5.25	5.75	5.50	5.25	6.00	5.75		5.68
<b>Judges Total Program Component Score (factored)</b>													<b>35.28</b>		
<b>Deductions:</b>											<b>0.00</b>				
Rank	Name	Nation	Starting Number	Total Segment Score	Total Element Score	Total Program Component Score (factored)						Total Deductions			
9	Sofia DOVHAL / Wiktor KULESZA	POL	12	75.27	37.83	37.44						0.00			
#	Executed Elements	Info	Base Value	GOE	J1	J2	J3	J4	J5	J6	J7	J8	J9	Ref.	Scores of Panel
1	ChSp1		1.10	1.42	2	2	0	2	2	2	1	1	2		2.52
2	SyTwW4+SyTwM4		6.84	1.04	1	2	2	1	1	-1	1	2	2		7.88
3	RoLi4		5.45	0.82	2	3	1	2	2	1	1	2	2		6.27
4	OFTWB+OFTMB		1.60	-0.55	-3	-1	-1	-3	-2	-3	-3	-2	-2		1.05
5	SILi4		5.45	0.89	3	2	2	2	2	2	1	1	2		6.34
6	ChSl1		1.10	0.95	2	2	0	1	1	1	1	1	1		2.05
7	DSP2		4.50	0.56	1	2	1	0	2	1	0	1	1		5.06
8	DiStW1+DiStM1		6.96	-0.30	1	0	0	0	0	-1	-1	-1	0		6.66
			<b>33.00</b>											<b>37.83</b>	
Program Components				Factor											
Composition				2.00	6.50	6.75	6.50	6.00	6.50	5.75	5.25	6.50	6.25		6.29
Presentation				2.00	6.00	6.50	6.50	6.50	6.25	6.50	5.75	6.25	6.50		6.36
Skating Skills				2.00	6.25	6.50	6.25	6.25	6.50	5.50	5.25	5.75	6.00		6.07
<b>Judges Total Program Component Score (factored)</b>													<b>37.44</b>		
<b>Deductions:</b>											<b>0.00</b>				
Rank	Name	Nation	Starting Number	Total Segment Score	Total Element Score	Total Program Component Score (factored)						Total Deductions			
10	Natalie BLAASOVA / Filip BLAAS	CZE	6	75.18	41.54	34.64						-1.00			
#	Executed Elements	Info	Base Value	GOE	J1	J2	J3	J4	J5	J6	J7	J8	J9	Ref.	Scores of Panel
1	DiStW2+DiStM1		7.21	0.74	1	0	1	1	0	1	1	1	0		7.95
2	SyTwW4+SyTwM4		6.84	-0.10	1	-1	1	-1	0	-1	-1	1	0		6.74
3	SILi4+RoLi4	>	10.90	1.10	0	2	2	1	0	2	1	1	1		12.00
4	DSP4		6.00	0.56	1	2	2	1	0	1	0	1	1		6.56
5	OFTW1+OFTM2		5.09	0.51	1	0	2	1	0	0	1	1	1		5.60
6	ChSl1		1.10	0.71	1	0	0	2	1	1	1	1	1		1.81
7	ChSt1	!	1.10	-0.22	-1	-1	-1	-1	-1	-1	-1	-1	-1		0.88
			<b>38.24</b>											<b>41.54</b>	
Program Components				Factor											
Composition				2.00	6.00	5.75	6.25	6.25	5.50	6.00	6.25	6.00	5.75		6.00
Presentation				2.00	5.50	5.50	6.50	5.75	5.25	5.75	5.75	5.75	6.00		5.71
Skating Skills				2.00	6.00	5.75	6.25	5.75	5.25	5.25	5.50	5.50	5.50		5.61
<b>Judges Total Program Component Score (factored)</b>													<b>34.64</b>		
<b>Deductions:</b>				Extended lifts									<b>-1.00</b>		

Official OC Partner:

**JUDGES DETAILS PER SKATER**  
**JUNIOR ICE DANCE FREE DANCE**

Rank	Name	Nation	Starting Number	Total Segment Score	Total Element Score	Total Program Component Score (factored)	Total Deductions								
11	Molly HAIRSINE / Alessio SURENKOV-GULTCHEV	GBR	13	74.97	40.25	36.72	-2.00								
#	Executed Elements	Info	Base Value	GOE	J1	J2	J3	J4	J5	J6	J7	J8	J9	Ref.	Scores of Panel
1	StaLi4	>	5.45	0.89	1	2	2	2	1	2	2	2	2		6.34
2	SyTwW3+SyTwM4		6.47	0.51	0	1	1	0	0	1	1	1	2		6.98
3	DiStW1+DiStM1		6.96	0.30	0	1	0	0	0	0	1	0	1		7.26
4	DSp2		4.50	0.72	1	2	1	1	1	2	1	1	2		5.22
5	OFTW1+OFTM2		5.09	0.10	0	1	0	-1	0	0	0	0	1		5.19
6	RoLi3	>	4.70	0.82	2	2	1	2	1	1	2	2	2		5.52
7	ChSt1		1.10	0.95	1	2	0	1	1	1	1	1	2		2.05
8	ChHy1		1.10	0.59	1	2	0	1	0	1	1	0	1		1.69
			<b>35.37</b>											<b>40.25</b>	
Program Components			Factor												
Composition			2.00	6.25	6.25	6.50	6.00	5.75	6.50	6.00	6.25	6.50		6.25	
Presentation			2.00	5.75	6.75	6.50	5.50	5.75	6.25	5.75	6.00	6.50		6.07	
Skating Skills			2.00	6.00	6.50	6.50	6.00	5.50	6.00	6.00	5.50	6.25		6.04	
<b>Judges Total Program Component Score (factored)</b>													<b>36.72</b>		
<b>Deductions:</b>			Extended lifts -2.00										<b>-2.00</b>		

Rank	Name	Nation	Starting Number	Total Segment Score	Total Element Score	Total Program Component Score (factored)	Total Deductions								
12	Athena Faith ROBERTS / Eric ALIS	ESP	5	73.93	40.79	33.14	0.00								
#	Executed Elements	Info	Base Value	GOE	J1	J2	J3	J4	J5	J6	J7	J8	J9	Ref.	Scores of Panel
1	SILi4		5.45	0.48	1	2	1	1	0	1	-1	1	2		5.93
2	CIStW1+CIStM1		6.96	0.30	-1	0	1	0	0	0	0	1	1		7.26
3	OFTW1+OFTM2		5.09	0.62	1	1	2	0	0	0	1	1	2		5.71
4	SyTwW4+SyTwM4		6.84	0.21	0	0	2	0	0	0	1	-1	1		7.05
5	DSp4		6.00	0.40	1	1	1	1	1	0	0	0	1		6.40
6	ChSt1		1.10	0.71	0	1	0	1	1	1	1	1	2		1.81
7	RoLi3		4.70	0.00	0	0	1	0	0	0	0	-1	0		4.70
8	ChSt1		1.10	0.83	2	1	0	3	1	1	1	0	1		1.93
			<b>37.24</b>											<b>40.79</b>	
Program Components			Factor												
Composition			2.00	5.50	5.75	6.00	6.00	5.50	5.25	5.50	5.25	6.00		5.64	
Presentation			2.00	4.75	6.00	6.25	5.50	5.50	5.50	5.00	5.25	6.25		5.57	
Skating Skills			2.00	5.25	5.50	6.00	5.50	5.25	5.00	5.25	5.00	5.75		5.36	
<b>Judges Total Program Component Score (factored)</b>													<b>33.14</b>		
<b>Deductions:</b>													<b>0.00</b>		

Rank	Name	Nation	Starting Number	Total Segment Score	Total Element Score	Total Program Component Score (factored)	Total Deductions								
13	Andrea PSURNA / Jachym NOVAK	CZE	7	73.91	39.19	34.72	0.00								
#	Executed Elements	Info	Base Value	GOE	J1	J2	J3	J4	J5	J6	J7	J8	J9	Ref.	Scores of Panel
1	SILi4+RoLi4		10.90	1.65	2	2	2	1	2	2	0	1	2		12.55
2	SyTwW2+SyTwM3		5.72	-0.83	-1	-2	0	-2	0	-2	-1	-1	-1		4.89
3	SeStW1+SeStM2		7.21	-0.89	-2	-1	-1	-1	0	-1	0	-1	-1		6.32
4	OFTW2+OFTM1		5.09	0.31	1	2	0	0	1	0	-1	0	1		5.40
5	DSp4		6.00	0.56	1	2	2	-1	2	1	0	0	1		6.56
6	ChSt1		1.10	0.83	1	1	0	1	2	1	1	1	1		1.93
7	ChLi1		1.10	0.44	0	1	1	1	1	-1	-1	0	1		1.54
			<b>37.12</b>											<b>39.19</b>	
Program Components			Factor												
Composition			2.00	5.75	6.25	6.00	5.75	6.25	5.75	5.25	5.75	6.25		5.93	
Presentation			2.00	5.25	6.00	6.25	5.75	6.25	5.50	5.00	5.50	6.25		5.79	
Skating Skills			2.00	5.75	6.25	6.25	5.25	6.00	5.00	4.75	5.25	6.00		5.64	
<b>Judges Total Program Component Score (factored)</b>													<b>34.72</b>		
<b>Deductions:</b>													<b>0.00</b>		

Official OC Partner:

**JUDGES DETAILS PER SKATER**  
**JUNIOR ICE DANCE FREE DANCE**

Rank	Name	Nation	Starting Number	Total Segment Score	Total Element Score	Total Program Component Score (factored)						Total Deductions			
14	Vittoria PETRACCHI / Daniel BASILE	ITA	8	73.78	39.34	34.44						0.00			
#	Executed Elements	Info	Base Value	GOE	J1	J2	J3	J4	J5	J6	J7	J8	J9	Ref.	Scores of Panel
1	StaLi4		5.45	0.55	1	2	1	2	1	-1	1	1	1		6.00
2	OFTW1+OFTM1		4.84	0.31	1	1	-1	-1	0	0	1	1	1		5.15
3	SyTwW4+SyTwM2		6.09	-0.21	0	-1	0	-2	0	-1	0	0	1		5.88
4	DSp4		6.00	0.24	1	1	1	0	0	0	0	1	0		6.24
5	ChSt1	!	1.10	-0.31	-2	-2	-1	-2	-1	-2	-1	-1	-1		0.79
6	SILi4		5.45	0.34	1	2	0	0	1	0	1	1	1		5.79
7	CiStW1+CiStM2		7.21	0.59	1	1	0	0	0	0	1	1	1		7.80
8	ChSt1		1.10	0.59	1	1	0	0	1	1	1	1	0		1.69
			<b>37.24</b>												<b>39.34</b>
Program Components			Factor												
Composition			2.00	6.25	6.00	5.75	6.00	5.50	5.50	6.00	6.00	6.00	5.75		5.86
Presentation			2.00	5.50	6.25	6.00	5.25	5.25	5.50	5.75	5.75	5.75	6.00		5.68
Skating Skills			2.00	6.00	6.25	5.50	5.75	5.00	5.25	5.75	5.75	5.75	5.75		5.68
<b>Judges Total Program Component Score (factored)</b>													<b>34.44</b>		
<b>Deductions:</b>															<b>0.00</b>
Violation of choreo restrictions			(1 of 10)												

Rank	Name	Nation	Starting Number	Total Segment Score	Total Element Score	Total Program Component Score (factored)						Total Deductions				
15	Harlow Lynella STANLEY / Nikita SOSNENKO	MEX	14	72.36	38.92	35.44						-2.00				
#	Executed Elements	Info	Base Value	GOE	J1	J2	J3	J4	J5	J6	J7	J8	J9	Ref.	Scores of Panel	
1	OFTW2+OFTM3		5.72	0.41	1	0	1	0	1	-1	0	1	1		6.13	
2	MiStW2+MiStM2		7.46	1.04	0	2	1	1	1	-1	1	1	2		8.50	
3	DSp4		6.00	0.00	0	2	0	-1	0	-1	0	0	1		6.00	
4	StaLi3+RoLi4	>	10.15	1.10	2	2	1	1	1	1	1	0	1		11.25	
5	SyTwW2+SyTwM3		5.72	-0.93	-1	-1	0	-1	-1	-2	-3	-2	-1		4.79	
6	ChSt1	F	1.10	-0.66	-4	-3	-3	-3	-3	-3	-3	-3	-3		0.44	
7	ChLi1		1.10	0.71	2	1	0	2	1	0	1	1	0		1.81	
			<b>37.25</b>												<b>38.92</b>	
Program Components			Factor													
Composition			2.00	6.25	6.25	6.50	5.75	6.00	5.25	5.50	6.25	6.00		6.00		
Presentation			2.00	5.50	6.00	6.50	6.00	6.00	5.75	5.50	6.00	6.25		5.93		
Skating Skills			2.00	5.75	6.25	6.50	5.75	5.75	4.75	5.25	5.75	6.00		5.79		
<b>Judges Total Program Component Score (factored)</b>													<b>35.44</b>			
<b>Deductions:</b>															<b>-2.00</b>	
Extended lifts			-1.00												Falls	-1.00 (1)

Rank	Name	Nation	Starting Number	Total Segment Score	Total Element Score	Total Program Component Score (factored)						Total Deductions			
16	Audra GANS / Michael BOUTSAN	CAN	3	72.26	40.70	31.56						0.00			
#	Executed Elements	Info	Base Value	GOE	J1	J2	J3	J4	J5	J6	J7	J8	J9	Ref.	Scores of Panel
1	ChSp1		1.10	0.36	1	2	0	0	0	0	1	1	0		1.46
2	OFTW2+OFTM2		5.34	0.41	1	0	1	2	-1	0	0	1	1		5.75
3	SyTwW3+SyTwM4		6.47	-0.41	1	-1	-1	-1	0	0	-2	-1	0		6.06
4	CuLi4		5.45	0.62	1	2	1	2	1	2	1	1	1		6.07
5	DSp4		6.00	0.56	1	2	1	1	1	1	0	1	1		6.56
6	MiStW1+MiStM1		6.96	0.15	0	1	0	1	0	0	0	0	0		7.11
7	ChSt1		1.10	0.59	1	1	0	1	1	0	1	1	0		1.69
8	RoLi4		5.45	0.55	1	1	1	1	1	2	1	1	2		6.00
			<b>37.87</b>												<b>40.70</b>
Program Components			Factor												
Composition			2.00	5.50	5.50	5.25	5.75	5.25	5.00	5.25	5.50	5.25	5.25		5.36
Presentation			2.00	5.00	5.75	5.50	5.50	5.00	4.75	4.75	5.25	5.50		5.21	
Skating Skills			2.00	5.50	5.25	5.50	5.25	5.00	5.00	5.25	5.25	5.00		5.21	
<b>Judges Total Program Component Score (factored)</b>													<b>31.56</b>		
<b>Deductions:</b>															<b>0.00</b>

**Official OC Partner:**



**JUDGES DETAILS PER SKATER**  
**JUNIOR ICE DANCE FREE DANCE**

Rank	Name	Nation	Starting Number	Total Segment Score	Total Element Score	Total Program Component Score (factored)						Total Deductions				
17	Diane SZNAJDER / Joseph BOOTH	FRA	4	70.81	39.17	31.64						0.00				
#	Executed Elements	Info	Base Value	GOE	J1	J2	J3	J4	J5	J6	J7	J8	J9	Ref.	Scores of Panel	
1	OFTW2+OFTM2		5.34	0.62	0	1	1	1	0	1	1	1	1		5.96	
2	SyTwW4+SyTwM2		6.09	-0.10	-1	-1	1	0	0	-1	1	0	0		5.99	
3	DSp3		5.25	-0.48	-1	0	0	-2	-1	-2	0	-1	-1		4.77	
4	SeStW2+SeStM2		7.46	0.45	0	1	0	0	0	1	0	1	1		7.91	
5	ChSp1		1.10	0.47	0	1	0	0	1	1	1	0	2		1.57	
6	SILi4		5.45	0.14	-1	0	1	-1	0	0	1	1	1		5.59	
7	ChSt1		1.10	0.83	1	-1	1	1	1	1	1	1	2		1.93	
8	RoLi4		5.45	0.00	0	0	0	0	0	0	0	0	0		5.45	
			<b>37.24</b>												<b>39.17</b>	
Program Components				Factor												
Composition				2.00	5.75	5.25	5.50	5.25	5.50	5.25	5.25	5.25	5.25	5.75		5.39
Presentation				2.00	5.00	5.00	5.75	5.25	5.25	5.25	5.25	5.25	5.50	5.75		5.32
Skating Skills				2.00	5.25	5.25	5.75	5.00	5.25	4.75	4.75	5.00	5.25			5.11
<b>Judges Total Program Component Score (factored)</b>																<b>31.64</b>
<b>Deductions:</b>															<b>0.00</b>	

Rank	Name	Nation	Starting Number	Total Segment Score	Total Element Score	Total Program Component Score (factored)						Total Deductions				
18	Elisabeth HAVERS / Leo HAVERS	AUT	2	62.56	34.92	27.64						0.00				
#	Executed Elements	Info	Base Value	GOE	J1	J2	J3	J4	J5	J6	J7	J8	J9	Ref.	Scores of Panel	
1	SeStW1+SeStM1		6.96	-0.15	-1	1	0	0	-1	-2	1	0	0		6.81	
2	SILi3		4.70	0.00	1	1	-1	0	0	0	0	-1	0		4.70	
3	OFTW1+OFTM1		4.84	-1.14	-2	-1	-1	-2	-1	-2	-2	-2	-1		3.70	
4	SyTwW4+SyTwM4		6.84	0.00	0	1	0	0	0	0	0	0	-1		6.84	
5	ChSt1		1.10	0.32	0	1	1	-1	0	-1	1	1	0		1.42	
6	RoLi4		5.45	0.48	1	1	1	1	1	1	0	1	1		5.93	
7	DSp4		6.00	-0.48	0	0	-1	-2	-1	0	-2	-1	-1		5.52	
			<b>35.89</b>												<b>34.92</b>	
Program Components				Factor												
Composition				2.00	4.75	5.25	5.25	3.75	5.00	4.00	4.50	4.75	4.50	4.50		4.68
Presentation				2.00	4.25	5.00	5.50	4.00	4.75	3.75	4.75	4.50	4.50	4.75		4.57
Skating Skills				2.00	4.50	5.50	5.00	4.50	4.75	3.50	4.50	4.25	4.50			4.57
<b>Judges Total Program Component Score (factored)</b>																<b>27.64</b>
<b>Deductions:</b>															<b>0.00</b>	
Music requirements violation				(1 of 10)												
Violation of choreo restrictions				(1 of 10)												

**Official OC Partner:**

**JUDGES DETAILS PER SKATER**  
**JUNIOR ICE DANCE FREE DANCE**

Rank	Name	Nation	Starting Number	Total Segment Score	Total Element Score	Total Program Component Score (factored)						Total Deductions			
19	Enna KESTI / Oskari LIEDENPOHJA	FIN	1	60.40	35.12	25.28						0.00			
#	Executed Elements	Info	Base Value	GOE	J1	J2	J3	J4	J5	J6	J7	J8	J9	Ref.	Scores of Panel
1	SyTwW2+SyTwM4		6.09	0.00	0	0	0	0	0	0	1	0	0		6.09
2	SILi4+RoLi4		10.90	-0.69	-1	0	-1	-2	0	-1	0	-1	-1		10.21
3	OFTW1+OFTM1		4.84	-0.62	-2	-1	-1	0	-1	-1	0	-1	-1		4.22
4	DSP4		6.00	-0.08	-1	1	1	-1	-1	0	0	0	0		5.92
5	DiStW1+DiStM1		6.96	-1.04	-1	-1	-1	-1	-1	-1	-1	-1	0		5.92
6	ChSt1		1.10	-0.03	0	0	-1	0	0	-1	0	0	0		1.07
7	ChHy1		1.10	0.59	1	1	0	1	1	1	-1	0	1		1.69
			<b>36.99</b>												<b>35.12</b>
Program Components				Factor											
Composition				2.00	4.25	5.00	4.50	4.50	4.75	3.75	4.00	4.00	4.25		4.32
Presentation				2.00	3.75	4.75	4.25	4.75	4.50	3.50	3.75	3.75	4.50		4.18
Skating Skills				2.00	4.00	4.75	4.25	5.00	4.25	4.00	3.50	3.50	4.25		4.14
<b>Judges Total Program Component Score (factored)</b>														<b>25.28</b>	
<b>Deductions:</b>														<b>0.00</b>	
Violation of choreo restrictions					(1 of 10)										

Legend:							
#	Sequence number	GOE	Grade of Execution	Jx	Judges (x=1-9)	Ref.	Referee
!	Element does not fulfill all requirements	>	Extended Dance Lift	F	Fall		

**Official OC Partner:**



**Dear Figure Skating Family,**

**Dear Friends,**

The Polish Figure Skating Association together with the Organizing Committee of the ISU Junior Grand Prix of Figure Skating PGE Solidarity Cup 2023 would like to thank all Skaters and Coaches for their passion, involvement and beautiful performances during the wonderful figure skating week in Gdańsk.

We thank Officials and Judges for their hard work, the warm attitude towards all skaters and coaches and the commitment to our sport.

We are grateful for the opportunity to meet again in the beautiful city of Gdańsk this time without any Covid-19 regime.

We hope that you have enjoyed your stay here and that you will come back home with unforgettable memories from the amazing city of Gdańsk.

We are very grateful to all volunteers, sponsors and partners who made a huge contribution to these competitions.

We wish you a safe journey back home and we will be waiting to welcome you once again in Poland. Stay safe and stay healthy!

**Jacek Tascher**

**President of the PFSA**

**On behalf of the OC and PFSA Board**

Official OC Partner:

