



**Grand Prix of Figure Skating® 2023/2024**



**PROTOCOL**

## Protocol

of the

ISU Grand Prix of Figure Skating® 2023 / 2024

## Grand Prix Espoo 2023

organized by

**Finnish Figure Skating Association**

with the authorization of the

**International Skating Union**

held in

**Espoo, FIN**

**November 17 to 19, 2023**

The events of the  
ISU Grand Prix of Figure Skating® Grand Prix Espoo 2023  
took place at the

**“Espoo Metro Arena”**

an artificial and heated indoor ice surface.

Official Partners:



## International Skating Union (ISU)

### Council

**President:** Jae Youl Kim Republic of Korea

### 1st Vice President

Speed Skating: Tron Espeli Norway

### Vice President

Figure Skating: Benoit Lavoie Canada

### Members

Figure Skating: Patricia St. Peter USA  
 Tatsuro Matsumura Japan  
 Susanna Rahkamo Finland  
 György Elek Hungary  
 Maria Teresa Samaranch Spain

Speed Skating: Suwanna Silpa-Archa Thailand  
 Sergio Anesi Italy  
 Stoytcho G. Stoytchev Bulgaria  
 Alexander Kibalko Russia  
 Albert Hazelhoff Netherlands

Athletes Representative: Eric Radford Canada

Director General: Fredi Schmid Switzerland  
 Treasurer: Ulrich Linder Switzerland  
 Legal Advisors: Michael Geistlinger Austria

Figure Skating Technical Sports Director: vacant

Speed Skating Technical Sports Director: Hugo Herrnhof Italy

### Technical Committees

#### Single & Pair Skating

Chairperson: Fabio Bianchetti Italy  
 Members: Leena Laaksonen Finland  
 Yukiko Okabe Japan  
 Emilie Billow Sweden  
 Susan Lynch Australia  
 Appointed Skater: Cong Han China  
 Appointed Coach: Patrick Meier Switzerland

#### Ice Dance

Chairperson: Shawn Rettstatt USA  
 Members: Hilary Selby Great Britain  
 David Molina France  
 Ingrid Charlotte Wolter Germany  
 Appointed Skater: Kaitlyn Weaver Canada  
 Appointed Coach: Alper Uçar Türkiye

#### Synchronized Skating

Chairperson: Philippe Maitrot France  
 Members: Petra Tyrbo Sweden  
 Lois Long USA  
 Nina Bischoff Switzerland  
 Appointed Skater: Ida Hellström Finland  
 Appointed Coach: Cathy Dalton Canada

### Official Partners:



## Time Schedule

Thursday, November 16, 2023	10:30	Team Leaders Meeting
	11:30	Medical Meeting
	16:30	Referee & Technical Controller Meeting
	17:30	Judges Draw & Meeting
Friday, November 17, 2023	13:00	MEN– Short Program
	14:50	PAIRS – Short Program
	17:00	WOMEN – Short Program
	18:50	ICE DANCE – Rhythm Dance
Saturday, November 18, 2023	12:30	MEN– Free Skating
	14:40	PAIRS– Free Skating
		Victory Ceremonies – Pairs Men
	17:30	WOMEN – Free Skating
	19:40	ICE DANCE – Free Dance
		Victory Ceremonies – Ice Dance Women

### Official Partners:



## Participating ISU Members and Entries

Member		Men	Women	Pairs	Ice Dance	Total
Canada	CAN	0	0	1	2	6
China	CHN	0	0	1	0	2
Czech Republic	CZE	0	0	0	1	2
Estonia	EST	1	0	0	0	1
Finland	FIN	1	3	1	2	10
France	FRA	1	1	1	0	4
Germany	GER	1	0	1	1	5
Hungary	HUN	0	0	1	1	4
Italy	ITA	2	1	1	0	5
Japan	JPN	3	3	0	0	6
Republic of Korea	KOR	0	2	0	0	2
Ukraine	UKR	1	0	0	0	1
United States of America	USA	2	2	1	3	12
		<b>12</b>	<b>12</b>	<b>8</b>	<b>10</b>	<b>60</b>
<b>Nations</b>		8	6	8	6	13

14/11/2023 15:30:06 UTC

### Official Partners:



## ISU Event Officials

<b>ISU Representative</b>	Ms. Maria Teresa SAMARANCH
<b>ISU Assistant Event Manager</b>	Ms. Julia DEGENHARDT
<b>ISU Regional Assistant Event Manager</b>	Mr. Juri KONONOV

## MEN

Referee	Mr. Fabio BIANCHETTI
Technical Controller	Ms. Leena LAAKSONEN
Technical Specialist	Ms. Vera VANDECAVEYE
Technical Specialist	Mr. Jayson PEACE
Data Operator	Mr. Eugen LARASSER
Replay Operator	Ms. Theresa KATZLINGER

## WOMEN

Referee	Ms. Alice WALDER
Technical Controller	Ms. Leena LAAKSONEN
Technical Specialist	Mr. Jayson PEACE
Technical Specialist	Ms. Vera VANDECAVEYE
Data Operator	Ms. Theresa KATZLINGER
Replay Operator	Mr. Eugen LARASSER

## PAIRS

Referee	Mr. Fabio BIANCHETTI
Technical Controller	Mr. Daniel DELFA
Technical Specialist	Mr. Sarkis TEWANIAN
Technical Specialist	Ms. Maylin WENDE
Data Operator	Mr. Eugen LARASSER
Replay Operator	Ms. Theresa KATZLINGER

## ICE DANCE

Referee	Ms. Hilary SELBY
Technical Controller	Ms. Ingrid Charlotte WOLTER
Technical Specialist	Mr. Philipp REY
Technical Specialist	Ms. Joanna BUDENER-SZUMAN
Data Operator	Ms. Theresa KATZLINGER
Replay Operator	Mr. Eugen LARASSER

## Official Partners:



## GRAND PRIX ESPOO 2023 ORAGANIZATION COMMITTEE

Secretary General	Outi Wuorenheimo
Accreditation	Nina Gustafsson, Sanna Vuorinen
Competition Directors	Sanna Eklund, Mona Mervasto, Minna Fernelius
Media and Communication	Salla Mäkelä, Emmi Koskiniemi
Volunteers	Anna-Maria Tenninen
Competition Secretary	Nina Gustafsson
Officials' Services	Laura Tykkyläinen
Competition Office	Teemu Hintikka, Suvi Peussa ja Sanni Hietanen
Music and Announcements	Jenni Honkila
Medical	Katja Melander
Transportation	Elina Kalminen, Emma Wuorenheimo
Skate Sharpening	Timo Louhelainen
Victory Ceremony	Laura Westerberg
Skate Expo	Anna-Mari Tenninen, Tiina Räisänen
IT Support	Datalatu
Access Control & Security	Metro Areena
Ticket Sales	Miia Hjerp, ticketmaster.fi
Venue Manager	Niko Jalkanen, Mikaela Tamminen,
	Timo Louhelainen
Volunteers' Lounge	Liisa Jankkari

### Official Partners:



## MEN

<b>Espoo Metro Arena</b>	17 NOV 2023	13:00	Short Program
	18 NOV 2023	12:30	Free Skating

Size of Skating Arena:	30m*60m
Ice Conditions:	very good
Number of Entries:	12
Number of Participants:	12

Entry Withdrawn:

<b>Short Program</b>		
Duration:	2:40 +/- 10 seconds	
Segment Factor:	1.00	
<b>Program Component Factors:</b>	Composition	1.67
	Presentation	1.67
	Skating Skills	1.67

<b>Free Skating</b>		
Duration:	4:00 +/- 10 seconds	
Segment Factor:	1.00	
<b>Program Component Factors:</b>	Composition	3.33
	Presentation	3.33
	Skating Skills	3.33

### Official Partners:





## PANEL OF JUDGES

### MEN

#### Officials

Technical Controller	Ms. Leena LAAKSONEN	ISU
Technical Specialist	Ms. Vera VANDECAVEYE	ISU
Technical Specialist	Mr. Jayson PEACE	ISU

#### Judges

Referee	Mr. Fabio BIANCHETTI	ISU
Judge No. 1	Ms. Jelena GALIMOVA	EST
Judge No. 2	Mr. Yury KLIUSHNIKOV	AZE
Judge No. 3	Ms. Florence VUYLSTEKER	FRA
Judge No. 4	Ms. Kathaleen CUTONE	USA
Judge No. 5	Ms. Kyung Won SAKONG	KOR
Judge No. 6	Ms. Karol PES COSTA	ITA
Judge No. 7	Ms. Ayumi ONO	JPN
Judge No. 8	Ms. Marjo KANKAANRANTA	FIN
Judge No. 9	Ms. Asa NORDBACK	SWE

#### Data/Replay Operator

Data Operator	Mr. Eugen LARASSER	ISU
Replay Operator	Ms. Theresa KATZLINGER	ISU

#### Official Partners:



## RESULTS

### MEN

Pl.	Name	Nation	Total Score	SP	FS
1	Kao MIURA	JPN	274.56	1	2
2	Shun SATO	JPN	273.34	2	1
3	Kevin AYMOZ	FRA	250.03	5	3
4	Matteo RIZZO	ITA	241.47	6	4
5	Nikolaj MEMOLA	ITA	221.25	7	5
6	Koshiro SHIMADA	JPN	218.44	4	6
7	Nikita STAROSTIN	GER	201.15	8	9
8	Ivan SHMURATKO	UKR	200.67	10	7
9	Liam KAPEIKIS	USA	196.94	9	10
10	Arlet LEVANDI	EST	195.83	11	8
11	Jimmy MA	USA	191.26	3	11
12	Makar SUNTSEV	FIN	162.00	12	12

Mr. Fabio BIANCHETTI, ISU  
Referee

Ms. Leena LAAKSONEN, ISU  
Technical Controller

Legend:	SP	Short Program	FS	Free Skating	Pl.	Place
---------	----	---------------	----	--------------	-----	-------

#### Official Partners:



## RESULTS

### MEN SHORT PROGRAM

Pl.	Name	Nation	Total Segment Score
1	Kao MIURA	JPN	93.54
2	Shun SATO	JPN	90.41
3	Jimmy MA	USA	80.19
4	Koshiro SHIMADA	JPN	77.81
5	Kevin AYMOZ	FRA	73.94
6	Matteo RIZZO	ITA	73.37
7	Nikolaj MEMOLA	ITA	72.11
8	Nikita STAROSTIN	GER	71.99
9	Liam KAPEIKIS	USA	69.10
10	Ivan SHMURATKO	UKR	66.30
11	Arlet LEVANDI	EST	61.82
12	Makar SUNTSEV	FIN	54.44

Mr. Fabio BIANCHETTI, ISU  
Referee

Ms. Leena LAAKSONEN, ISU  
Technical Controller

#### Official Partners:



## JUDGES DETAILS PER SKATER

### MEN SHORT PROGRAM

Rank	Name	Nation	Starting Number	Total Segment Score	Total Element Score	Total Program Component Score (factored)						Total Deductions				
1	Kao MIURA	JPN	11	93.54	51.79	41.75						0.00				
#	Executed Elements	Info	Base Value	GOE	J1	J2	J3	J4	J5	J6	J7	J8	J9	Ref.	Scores of Panel	
1	4S+3T		13.90	1.25	3	2	1	1	1	2	0	1	1		15.15	
2	3A		8.00	2.29	4	3	3	2	3	3	3	3	2		10.29	
3	FCSp4		3.20	0.64	3	2	-1	2	1	3	2	2	2		3.84	
4	4T		10.45	x 3.53	4	4	3	3	4	4	4	4	3		13.98	
5	StSq4		3.90	0.78	2	0	-2	3	3	2	3	2	2		4.68	
6	CCoSp4		3.50	0.35	3	1	0	0	0	3	1	0	2		3.85	
7	CSSp		0.00	0.00	-	-	-	-	-	-	-	-	-		0.00	
			<b>42.95</b>												<b>51.79</b>	
Program Components			Factor													
Composition			1.67	8.75	9.00	6.75	7.75	7.75	8.50	8.50	8.25	8.25				8.25
Presentation			1.67	8.75	8.75	6.50	7.75	8.00	8.50	8.25	8.00	8.25				8.21
Skating Skills			1.67	9.00	9.00	8.00	8.00	8.25	9.00	8.50	8.50	8.50				8.54
<b>Judges Total Program Component Score (factored)</b>																<b>41.75</b>
<b>Deductions:</b>															<b>0.00</b>	

Rank	Name	Nation	Starting Number	Total Segment Score	Total Element Score	Total Program Component Score (factored)						Total Deductions				
2	Shun SATO	JPN	10	90.41	49.54	40.87						0.00				
#	Executed Elements	Info	Base Value	GOE	J1	J2	J3	J4	J5	J6	J7	J8	J9	Ref.	Scores of Panel	
1	4T+3T		13.70	2.99	3	3	3	3	3	4	3	4	3		16.69	
2	4F!q	!	11.00	-2.99	-2	-1	-2	-3	-3	-3	-3	-3	-3		8.01	
3	FCSp3		2.80	0.32	2	1	0	0	1	3	2	1	1		3.12	
4	3A	x	8.80	1.83	3	2	1	3	2	2	2	3	2		10.63	
5	CSSp4		3.00	0.73	3	2	1	2	2	3	3	3	2		3.73	
6	StSq3		3.30	0.75	4	2	2	2	2	2	3	3	2		4.05	
7	CCoSp4V		2.63	0.68	4	2	3	2	3	3	2	3	2		3.31	
			<b>45.23</b>												<b>49.54</b>	
Program Components			Factor													
Composition			1.67	8.75	8.50	7.00	8.00	7.75	8.00	8.25	8.50	8.50	7.50			8.07
Presentation			1.67	8.50	8.50	6.75	8.00	8.00	7.75	8.00	8.25	8.25	7.75			8.04
Skating Skills			1.67	8.75	8.75	8.25	8.25	8.00	8.25	8.25	8.25	8.75	8.00			8.36
<b>Judges Total Program Component Score (factored)</b>																<b>40.87</b>
<b>Deductions:</b>															<b>0.00</b>	

Rank	Name	Nation	Starting Number	Total Segment Score	Total Element Score	Total Program Component Score (factored)						Total Deductions				
3	Jimmy MA	USA	7	80.19	43.45	36.74						0.00				
#	Executed Elements	Info	Base Value	GOE	J1	J2	J3	J4	J5	J6	J7	J8	J9	Ref.	Scores of Panel	
1	4T		9.50	2.58	3	2	3	3	3	3	2	2	3		12.08	
2	3Lz+3T		10.10	0.00	0	0	-1	0	-1	1	0	1	0		10.10	
3	FCSp4		3.20	0.37	2	1	0	0	1	2	1	2	1		3.57	
4	3A	x	8.80	-1.26	-3	-2	-1	-1	-2	-1	-1	-2	-2		7.54	
5	StSq3		3.30	0.47	1	1	-2	2	2	2	1	1	2		3.77	
6	CSSp4		3.00	-0.04	-2	0	0	1	-1	-1	0	0	1		2.96	
7	CCoSp3		3.00	0.43	2	2	0	1	1	2	0	3	2		3.43	
			<b>40.90</b>												<b>43.45</b>	
Program Components			Factor													
Composition			1.67	7.50	7.25	6.25	7.50	7.50	7.25	6.50	7.75	7.25				7.25
Presentation			1.67	7.75	7.25	6.00	7.50	7.50	7.50	6.50	7.75	7.50				7.36
Skating Skills			1.67	7.75	7.75	7.25	7.50	7.25	7.25	7.00	7.25	7.50				7.39
<b>Judges Total Program Component Score (factored)</b>																<b>36.74</b>
<b>Deductions:</b>															<b>0.00</b>	

Official Partners:



## JUDGES DETAILS PER SKATER

### MEN SHORT PROGRAM

Rank	Name	Nation	Starting Number	Total Segment Score	Total Element Score	Total Program Component Score (factored)						Total Deductions				
4	Koshiro SHIMADA	JPN	5	77.81	40.66	37.15						0.00				
#	Executed Elements	Info	Base Value	GOE	J1	J2	J3	J4	J5	J6	J7	J8	J9	Ref.	Scores of Panel	
1	4S		9.70	-1.66	-2	-3	-2	-2	-1	-2	-1	0	-2		8.04	
2	3Lz+3T		10.10	1.01	3	2	2	1	2	1	2	1	2		11.11	
3	FCSp4		3.20	0.55	3	2	2	1	1	2	2	2	1		3.75	
4	3A	x	8.80	-2.29	-3	-3	-2	-3	-3	-3	-3	-2	-3		6.51	
5	CSSp4		3.00	0.60	2	2	2	2	1	2	3	2	2		3.60	
6	StSq3		3.30	0.66	3	2	-1	2	1	2	2	3	2		3.96	
7	CCoSp3		3.00	0.69	2	2	2	2	1	2	3	3	3		3.69	
			<b>41.10</b>												<b>40.66</b>	
Program Components			Factor													
Composition			1.67	8.25	7.50	5.25	7.25	7.25	7.50	7.50	7.50	7.50	7.25			7.39
Presentation			1.67	8.25	7.50	5.00	7.50	7.25	7.50	7.50	7.50	8.00	7.50			7.54
Skating Skills			1.67	8.25	7.25	6.75	7.25	7.00	7.00	7.75	7.50	7.50				7.32
<b>Judges Total Program Component Score (factored)</b>																<b>37.15</b>

Deductions:

0.00

Rank	Name	Nation	Starting Number	Total Segment Score	Total Element Score	Total Program Component Score (factored)						Total Deductions				
5	Kevin AYMOZ	FRA	9	73.94	31.05	42.89						0.00				
#	Executed Elements	Info	Base Value	GOE	J1	J2	J3	J4	J5	J6	J7	J8	J9	Ref.	Scores of Panel	
1	2T*	*	0.00	0.00	-	-	-	-	-	-	-	-	-		0.00	
2	3A		8.00	2.51	3	3	3	3	3	4	3	3	4		10.51	
3	CCSp4		3.20	0.82	3	3	1	2	2	4	3	2	3		4.02	
4	3Lz+2T<<*	*	5.90	-2.95	-5	-5	-5	-5	-5	-5	-5	-4	-5		2.95	
5	FSSp4		3.00	0.60	3	2	1	2	3	3	1	1	2		3.60	
6	CCoSp4		3.50	0.95	3	3	3	3	2	3	3	2	2		4.45	
7	StSq4		3.90	1.62	4	4	4	4	4	5	4	4	5		5.52	
			<b>27.50</b>												<b>31.05</b>	
Program Components			Factor													
Composition			1.67	8.50	8.75	8.75	8.50	7.50	8.50	8.50	8.50	9.00	8.75			8.61
Presentation			1.67	8.50	8.75	8.75	8.50	7.00	8.50	8.25	8.75	8.75				8.57
Skating Skills			1.67	8.75	8.50	8.75	8.25	7.75	8.50	8.25	8.75	8.50				8.50
<b>Judges Total Program Component Score (factored)</b>																<b>42.89</b>

Deductions:

0.00

Rank	Name	Nation	Starting Number	Total Segment Score	Total Element Score	Total Program Component Score (factored)						Total Deductions				
6	Matteo RIZZO	ITA	12	73.37	34.18	40.19						-1.00				
#	Executed Elements	Info	Base Value	GOE	J1	J2	J3	J4	J5	J6	J7	J8	J9	Ref.	Scores of Panel	
1	4T<	F	7.60	-3.80	-5	-5	-5	-5	-5	-5	-5	-5	-5		3.80	
2	3Lz+2T		7.20	0.00	0	0	0	0	-1	1	0	0	0		7.20	
3	CCoSp3V		2.25	0.48	2	3	2	2	0	3	2	2	2		2.73	
4	3A	x	8.80	0.11	0	0	0	0	0	2	0	0	1		8.91	
5	StSq4		3.90	1.17	3	3	3	3	3	4	3	2	3		5.07	
6	CCSp3		2.80	0.24	1	3	-1	2	-1	2	1	-1	2		3.04	
7	FSSp4		3.00	0.43	2	2	2	1	0	2	1	1	1		3.43	
			<b>35.55</b>												<b>34.18</b>	
Program Components			Factor													
Composition			1.67	8.25	8.75	6.75	8.00	7.75	8.50	8.00	8.25	8.25				8.14
Presentation			1.67	8.00	8.50	6.75	8.00	7.50	8.25	7.75	8.00	8.00				7.93
Skating Skills			1.67	8.25	8.50	7.75	7.75	7.75	8.50	7.75	8.25	7.75				8.00
<b>Judges Total Program Component Score (factored)</b>																<b>40.19</b>

Deductions: Falls

-1.00 (1)

-1.00

Official Partners:



## JUDGES DETAILS PER SKATER

### MEN SHORT PROGRAM

Rank	Name	Nation	Starting Number	Total Segment Score	Total Element Score	Total Program Component Score (factored)						Total Deductions			
7	Nikolaj MEMOLA	ITA	8	72.11	36.49	36.62						-1.00			
#	Executed Elements	Info	Base Value	GOE	J1	J2	J3	J4	J5	J6	J7	J8	J9	Ref.	Scores of Panel
1	4Lz<	F	9.20	-4.60	-5	-5	-5	-5	-5	-5	-5	-5	-5		4.60
2	3A		8.00	1.60	3	2	2	2	2	2	2	2	2		9.60
3	FCSp3		2.80	0.32	2	1	1	1	0	3	1	1	1		3.12
4	3Lz!+3T	!	11.11	x -2.36	-5	-4	-5	-4	-2	-4	-4	-4	-3		8.75
5	StSq3		3.30	0.80	2	2	2	3	1	3	3	2	3		4.10
6	CCoSp4		3.50	0.00	-2	-1	0	-1	-2	1	2	1	2		3.50
7	CSSp3		2.60	0.22	2	1	1	0	-1	2	1	0	1		2.82
			<b>40.51</b>												<b>36.49</b>
Program Components				Factor											
Composition				1.67	7.50	7.75	6.00	7.00	7.00	7.75	7.25	7.25	7.75		7.36
Presentation				1.67	7.50	7.50	6.25	7.25	7.00	7.50	7.25	7.50	7.50		7.36
Skating Skills				1.67	7.75	7.50	7.00	6.75	6.50	7.50	7.25	7.00	7.50		7.21
<b>Judges Total Program Component Score (factored)</b>														<b>36.62</b>	
<b>Deductions:</b>				Falls	-1.00 (1)									<b>-1.00</b>	

Rank	Name	Nation	Starting Number	Total Segment Score	Total Element Score	Total Program Component Score (factored)						Total Deductions			
8	Nikita STAROSTIN	GER	3	71.99	38.65	33.34						0.00			
#	Executed Elements	Info	Base Value	GOE	J1	J2	J3	J4	J5	J6	J7	J8	J9	Ref.	Scores of Panel
1	3Lz+3T		10.10	1.01	2	1	1	2	2	3	1	2	2		11.11
2	3A		8.00	-1.26	-3	-2	-1	-1	-1	-1	-2	-2	-2		6.74
3	FSSp4		3.00	0.17	0	1	0	1	2	0	1	0	1		3.17
4	3F!	!	5.83	x -0.08	0	-1	0	0	0	-1	0	0	0		5.75
5	StSq4		3.90	0.56	2	1	1	2	2	2	1	1	1		4.46
6	CCoSp4		3.50	0.40	1	1	2	1	1	1	1	1	2		3.90
7	CCSp4		3.20	0.32	0	1	0	1	1	2	1	1	2		3.52
			<b>37.53</b>												<b>38.65</b>
Program Components				Factor											
Composition				1.67	7.00	6.25	6.75	6.25	6.50	7.00	6.25	7.00	6.75		6.64
Presentation				1.67	7.25	6.00	6.50	6.50	6.50	7.50	6.25	7.00	7.00		6.71
Skating Skills				1.67	6.75	6.25	6.50	6.25	6.75	6.75	6.75	6.50	7.00		6.61
<b>Judges Total Program Component Score (factored)</b>														<b>33.34</b>	
<b>Deductions:</b>														<b>0.00</b>	

Rank	Name	Nation	Starting Number	Total Segment Score	Total Element Score	Total Program Component Score (factored)						Total Deductions			
9	Liam KAPEIKIS	USA	4	69.10	36.00	34.10						-1.00			
#	Executed Elements	Info	Base Value	GOE	J1	J2	J3	J4	J5	J6	J7	J8	J9	Ref.	Scores of Panel
1	3F		5.30	1.14	2	2	2	3	2	2	3	2	2		6.44
2	3Aq	F	8.00	-4.00	-5	-5	-5	-5	-5	-5	-5	-5	-5		4.00
3	FSSp4		3.00	0.69	3	2	2	2	0	2	2	3	3		3.69
4	3Lz+3T		11.11	x -0.25	-1	-2	0	0	0	-1	0	-1	0		10.86
5	CCSp4		3.20	0.14	1	2	-2	1	1	0	2	-1	-1		3.34
6	StSq3		3.30	0.52	2	1	2	1	2	1	2	1	2		3.82
7	CCoSp4		3.50	0.35	3	2	-2	2	-1	1	1	1	1		3.85
			<b>37.41</b>												<b>36.00</b>
Program Components				Factor											
Composition				1.67	7.50	6.25	6.50	7.00	6.75	6.50	7.25	6.50	7.25		6.82
Presentation				1.67	7.25	6.25	6.50	6.75	6.25	6.00	7.50	6.25	7.25		6.64
Skating Skills				1.67	7.50	6.50	6.75	7.00	6.75	6.75	7.50	6.50	7.50		6.96
<b>Judges Total Program Component Score (factored)</b>														<b>34.10</b>	
<b>Deductions:</b>				Falls	-1.00 (1)									<b>-1.00</b>	

#### Official Partners:



## JUDGES DETAILS PER SKATER

### MEN SHORT PROGRAM

Rank	Name	Nation	Starting Number	Total Segment Score	Total Element Score	Total Program Component Score (factored)							Total Deductions			
10	Ivan SHMURATKO	UKR	2	66.30	32.77	34.53							-1.00			
#	Executed Elements	Info	Base Value	GOE	J1	J2	J3	J4	J5	J6	J7	J8	J9	Ref.	Scores of Panel	
1	3A	F	8.00	-4.00	-5	-5	-5	-5	-5	-5	-5	-5	-5		4.00	
2	3Lz+3T		10.10	0.59	0	1	0	2	2	1	1	1	1		10.69	
3	FSSp4		3.00	0.56	1	2	1	2	3	2	2	2	2		3.56	
4	3F	x	5.83	-0.83	-1	-2	-3	-3	-1	-1	0	-2	-1		5.00	
5	CCSp3		2.80	0.36	2	2	0	1	1	1	2	0	2		3.16	
6	CCoSp1		2.00	0.26	0	2	1	1	2	1	1	2	1		2.26	
7	StSq3		3.30	0.80	2	3	1	2	2	3	3	3	2		4.10	
			<b>35.03</b>												<b>32.77</b>	
Program Components				Factor												
Composition				1.67	7.00	7.00	6.75	6.50	6.50	7.00	7.25	7.25	6.75			6.89
Presentation				1.67	7.25	6.75	6.75	7.00	6.25	7.25	7.50	7.50	7.00			7.07
Skating Skills				1.67	7.25	6.50	6.50	6.25	6.75	6.50	7.00	7.00	6.75			6.71
<b>Judges Total Program Component Score (factored)</b>																<b>34.53</b>
<b>Deductions:</b>				Falls	-1.00 (1)										<b>-1.00</b>	

Rank	Name	Nation	Starting Number	Total Segment Score	Total Element Score	Total Program Component Score (factored)							Total Deductions			
11	Ariet LEVANDI	EST	6	61.82	27.10	35.72							-1.00			
#	Executed Elements	Info	Base Value	GOE	J1	J2	J3	J4	J5	J6	J7	J8	J9	Ref.	Scores of Panel	
1	3Lz		5.90	1.43	2	2	2	2	3	3	3	2	3		7.33	
2	2A		3.30	0.66	1	2	2	2	2	2	2	3	2		3.96	
3	CCoSp3		3.00	0.00	-3	0	-1	0	0	0	2	-1	2		3.00	
4	3Feq+COMBO	F	4.66	-2.12	-5	-5	-5	-5	-5	-5	-5	-5	-5		2.54	
5	FCSp4		3.20	0.41	1	1	2	0	1	1	2	1	2		3.61	
6	StSq2		2.60	0.63	2	3	2	2	3	2	4	1	3		3.23	
7	CSSp4		3.00	0.43	1	2	0	2	1	2	3	-1	2		3.43	
			<b>25.66</b>												<b>27.10</b>	
Program Components				Factor												
Composition				1.67	7.25	7.25	6.75	6.75	7.25	7.00	7.75	7.25	8.00			7.21
Presentation				1.67	7.25	7.25	6.75	6.50	7.00	7.25	7.75	7.00	7.75			7.18
Skating Skills				1.67	7.00	7.00	6.75	6.50	7.25	6.75	7.50	6.75	7.50			7.00
<b>Judges Total Program Component Score (factored)</b>																<b>35.72</b>
<b>Deductions:</b>				Falls	-1.00 (1)										<b>-1.00</b>	

Rank	Name	Nation	Starting Number	Total Segment Score	Total Element Score	Total Program Component Score (factored)							Total Deductions			
12	Makar SUNTSEV	FIN	1	54.44	26.71	31.73							-4.00			
#	Executed Elements	Info	Base Value	GOE	J1	J2	J3	J4	J5	J6	J7	J8	J9	Ref.	Scores of Panel	
1	2A		3.30	0.61	2	2	2	1	2	2	2	2	1		3.91	
2	3Lz+3T	F	10.10	-2.95	-5	-5	-5	-5	-5	-5	-5	-5	-4		7.15	
3	CCSp4		3.20	-0.18	-1	0	-1	1	-2	0	0	-2	0		3.02	
4	3F<	F	4.66	-2.12	-5	-5	-5	-5	-5	-5	-5	-5	-5		2.54	
5	StSq2		2.60	0.37	1	1	3	1	2	1	1	2	2		2.97	
6	CCoSp4		3.50	0.45	1	1	2	1	2	1	1	0	2		3.95	
7	FSSp4		3.00	0.17	0	0	1	1	-1	1	0	1	1		3.17	
			<b>30.36</b>												<b>26.71</b>	
Program Components				Factor												
Composition				1.67	6.25	6.50	6.75	6.25	6.25	6.25	6.75	6.75	7.25			6.50
Presentation				1.67	6.00	6.25	6.25	6.00	6.50	6.00	6.25	6.75	6.25			6.21
Skating Skills				1.67	6.50	6.25	6.00	5.75	6.25	6.00	6.50	6.50	6.50			6.29
<b>Judges Total Program Component Score (factored)</b>																<b>31.73</b>
<b>Deductions:</b>				Falls	-4.00 (3)										<b>-4.00</b>	

#### Official Partners:



## JUDGES DETAILS PER SKATER

### MEN SHORT PROGRAM

Legend:							
#	Sequence number	GOE	Grade of Execution	Jx	Judges (x=1-9)	Ref.	Referee
*	Invalid element	e	Wrong edge	<	Under-rotated jump	<<	Downgraded jump
x	Credit for highlight distribution, base value multiplied by 1.1			!	Not clear edge	F	Fall
q	Jump landed on the quarter						

#### Official Partners:





## RESULTS

### MEN FREE SKATING

Pl.	Name	Nation	Total Segment Score
1	Shun SATO	JPN	182.93
2	Kao MIURA	JPN	181.02
3	Kevin AYMOZ	FRA	176.09
4	Matteo RIZZO	ITA	168.10
5	Nikolaj MEMOLA	ITA	149.14
6	Koshiro SHIMADA	JPN	140.63
7	Ivan SHMURATKO	UKR	134.37
8	Arlet LEVANDI	EST	134.01
9	Nikita STAROSTIN	GER	129.16
10	Liam KAPEIKIS	USA	127.84
11	Jimmy MA	USA	111.07
12	Makar SUNTSEV	FIN	107.56

Mr. Fabio BIANCHETTI, ISU  
Referee

Ms. Leena LAAKSONEN, ISU  
Technical Controller

#### Official Partners:



## JUDGES DETAILS PER SKATER

### MEN FREE SKATING

Rank	Name	Nation	Starting Number	Total Segment Score	Total Element Score	Total Program Component Score (factored)						Total Deductions				
1	Shun SATO	JPN	11	182.93	100.61	82.32						0.00				
#	Executed Elements	Info	Base Value	GOE	J1	J2	J3	J4	J5	J6	J7	J8	J9	Ref.	Scores of Panel	
1	4Lz		11.50	4.27	4	3	3	4	4	4	3	4	4		15.77	
2	3A+1Eu+2S		9.80	1.03	1	1	2	2	2	1	0	0	2		10.83	
3	4T+3T		13.70	2.85	3	3	3	2	3	3	3	3	3		16.55	
4	FCSp3		2.80	0.40	3	1	0	0	2	2	2	2	1		3.20	
5	4T		9.50	2.58	3	2	3	2	3	3	2	3	3		12.08	
6	3A		8.80	1.94	3	1	2	2	3	3	2	3	2		10.74	
7	3Lo+2T		6.82	x 0.77	2	0	2	2	2	3	0	2	1		7.59	
8	3Lz		6.49	x 1.60	3	1	2	3	2	3	3	3	3		8.09	
9	CSSp4		3.00	0.69	3	2	1	2	2	3	2	3	2		3.69	
10	StSq3		3.30	0.66	3	2	1	2	2	1	2	3	2		3.96	
11	ChSq1		3.00	0.86	3	2	1	1	2	2	2	2	0		3.86	
12	CCoSp4		3.50	0.75	3	2	2	2	1	3	2	2	2		4.25	
			<b>82.21</b>												<b>100.61</b>	
Program Components			Factor													
Composition			3.33	8.75	8.25	6.50	8.25	8.00	8.50	8.00	8.25	8.00	7.75			8.14
Presentation			3.33	8.50	8.25	6.50	8.00	8.25	8.00	8.25	8.00	8.00	7.50			8.04
Skating Skills			3.33	8.75	8.75	8.50	8.50	8.00	8.75	8.00	8.75	8.50				8.54
<b>Judges Total Program Component Score (factored)</b>															<b>82.32</b>	
<b>Deductions:</b>															<b>0.00</b>	
Rank	Name	Nation	Starting Number	Total Segment Score	Total Element Score	Total Program Component Score (factored)						Total Deductions				
2	Kao MIURA	JPN	12	181.02	96.80	84.22						0.00				
#	Executed Elements	Info	Base Value	GOE	J1	J2	J3	J4	J5	J6	J7	J8	J9	Ref.	Scores of Panel	
1	3A+1Eu+3S		12.80	2.17	4	3	3	2	3	3	3	2	2		14.97	
2	4T+3T		13.70	0.81	2	0	2	1	2	0	0	-1	1		14.51	
3	4S		9.70	3.05	3	3	3	3	3	4	3	4	3		12.75	
4	FCSp1		1.90	0.11	2	0	0	0	0	2	0	2	0		2.01	
5	3A		8.00	2.74	4	3	3	3	3	4	4	4	3		10.74	
6	StSq3		3.30	0.90	3	3	3	2	2	3	3	1	3		4.20	
7	4T		10.45	x 1.36	3	1	1	1	3	0	1	1	2		11.81	
8	3Lo+2A+SEQ		9.02	x 0.00	0	0	0	0	0	-1	0	0	0		9.02	
9	3F		5.83	x 1.14	3	1	2	2	3	1	3	3	1		6.97	
10	CSSp2		2.30	0.23	2	1	1	0	2	0	0	2	1		2.53	
11	ChSq1		3.00	1.43	4	2	2	3	2	4	4	3	2		4.43	
12	CCoSp4V		2.63	0.23	-1	0	2	0	0	3	2	1	1		2.86	
			<b>82.63</b>												<b>96.80</b>	
Program Components			Factor													
Composition			3.33	9.25	8.50	6.75	7.75	7.75	9.00	8.50	8.50	8.50				8.36
Presentation			3.33	9.00	8.25	6.75	8.00	8.00	9.25	8.50	8.25	8.50				8.36
Skating Skills			3.33	9.25	8.75	8.75	8.25	7.75	9.00	8.50	8.25	8.50				8.57
<b>Judges Total Program Component Score (factored)</b>															<b>84.22</b>	
<b>Deductions:</b>															<b>0.00</b>	

Official Partners:



## JUDGES DETAILS PER SKATER

### MEN FREE SKATING

Rank	Name	Nation	Starting Number	Total Segment Score	Total Element Score	Total Program Component Score (factored)						Total Deductions				
3	Kevin AYMOZ	FRA	8	176.09	85.58	90.51						0.00				
#	Executed Elements	Info	Base Value	GOE	J1	J2	J3	J4	J5	J6	J7	J8	J9	Ref.	Scores of Panel	
1	4T		9.50	2.71	2	3	4	3	4	3	3	2	1		12.21	
2	3Lz		5.90	1.43	2	2	2	3	3	3	3	1	2		7.33	
3	3A+1A+SEQ		9.10	1.60	3	2	2	2	2	1	0	2	3		10.70	
4	3Lo		4.90	1.40	2	2	3	3	3	3	3	3	4		6.30	
5	FCCoSp4V		2.63	0.86	3	4	2	3	3	4	3	3	4		3.49	
6	StSq3		3.30	1.23	4	5	4	3	4	4	4	3	3		4.53	
7	3A+1Eu+3S		14.08	x 1.94	3	2	3	1	4	3	1	2	3		16.02	
8	3Lz+2T		7.92	x 1.26	2	2	2	2	3	3	2	2	2		9.18	
9	3F!		5.83	x -1.44	-3	-1	-4	-3	-1	-3	-3	-3	-3		4.39	
10	FSSpB		1.70	0.44	2	3	2	3	2	3	3	2	3		2.14	
11	CCSp4		3.20	0.73	3	4	2	2	2	3	2	2	2		3.93	
12	ChSq1		3.00	2.36	4	5	5	5	4	5	5	4	5		5.36	
			<b>71.06</b>												<b>85.58</b>	
Program Components				Factor												
Composition				3.33	9.25	9.50	9.50	8.75	8.75	9.00	9.00	8.75	9.00	9.00		9.04
Presentation				3.33	9.25	9.50	9.50	9.00	9.00	9.50	8.75	9.00	9.00	9.25		9.21
Skating Skills				3.33	8.75	9.50	9.50	8.50	8.75	9.25	8.50	9.00	8.75			8.93
<b>Judges Total Program Component Score (factored)</b>														<b>90.51</b>		
<b>Deductions:</b>														<b>0.00</b>		
Rank	Name	Nation	Starting Number	Total Segment Score	Total Element Score	Total Program Component Score (factored)						Total Deductions				
4	Matteo RIZZO	ITA	7	168.10	84.28	83.82						0.00				
#	Executed Elements	Info	Base Value	GOE	J1	J2	J3	J4	J5	J6	J7	J8	J9	Ref.	Scores of Panel	
1	4T		9.50	2.85	3	3	2	3	4	3	3	3	3		12.35	
2	4Lo<	<	8.40	-1.32	-1	-2	-2	-1	-1	-2	-2	-2	-1		7.08	
3	3F+1Eu+3S		10.10	1.06	2	2	2	2	2	4	1	2	2		11.16	
4	3Lz+3T		10.10	1.26	2	2	2	2	3	3	2	2	2		11.36	
5	CCoSp3		3.00	0.86	3	3	2	3	4	3	3	3	2		3.86	
6	3A+2A+SEQ		12.43	x 0.91	2	1	0	1	3	1	1	0	2		13.34	
7	3Lz		6.49	x 1.43	2	2	0	3	3	3	2	2	3		7.92	
8	3A		8.80	x -1.94	-2	-3	-3	-2	-2	-3	-3	-2	-1		6.86	
9	ChSq		0.00	0.00	-	-	-	-	-	-	-	-	-		0.00	
10	StSq3		3.30	0.90	2	2	1	3	3	4	4	2	3		4.20	
11	CCSp3		2.80	0.68	3	2	1	2	3	2	3	3	2		3.48	
12	FSSp3		2.60	0.07	0	0	0	1	0	1	0	0	1		2.67	
			<b>77.52</b>												<b>84.28</b>	
Program Components				Factor												
Composition				3.33	8.25	8.25	7.50	8.75	8.50	8.25	8.25	8.25	8.50	8.50		8.32
Presentation				3.33	8.25	8.25	7.00	8.75	8.75	8.50	8.50	8.50	8.50	8.50		8.46
Skating Skills				3.33	8.50	8.50	7.25	8.50	8.75	8.50	8.25	8.25	8.25	8.25		8.39
<b>Judges Total Program Component Score (factored)</b>														<b>83.82</b>		
<b>Deductions:</b>														<b>0.00</b>		

Official Partners:



## JUDGES DETAILS PER SKATER

### MEN FREE SKATING

Rank	Name	Nation	Starting Number	Total Segment Score	Total Element Score	Total Program Component Score (factored)						Total Deductions				
5	Nikolaj MEMOLA	ITA	6	149.14	77.34	72.80						-1.00				
#	Executed Elements	Info	Base Value	GOE	J1	J2	J3	J4	J5	J6	J7	J8	J9	Ref.	Scores of Panel	
1	4Lz! <sup>+</sup> 3T	!	15.70	-0.66	0	1	-2	-1	2	-1	-1	-2	0		15.04	
2	4Lz!	F	11.50	-5.75	-5	-5	-5	-5	-5	-5	-5	-5	-5		5.75	
3	3A+1Eu+2S		9.80	0.23	0	1	0	0	1	0	0	0	1		10.03	
4	3Lo		4.90	0.07	0	1	-1	0	0	1	0	0	0		4.97	
5	FCSp3		2.80	-0.20	-1	0	-1	-1	0	-1	-1	-1	0		2.60	
6	3A		8.00	1.71	2	3	1	0	3	3	1	2	3		9.71	
7	3Lz+2A+SEQ		10.12	x 1.10	2	2	0	1	3	2	2	2	2		11.22	
8	3F		5.83	x 0.45	1	1	0	0	2	2	1	1	0		6.28	
9	CSSp2		2.30	-0.26	-2	0	-1	0	-2	-1	-2	-1	-1		2.04	
10	StSq2		2.60	0.45	2	2	1	2	3	3	1	1	0		3.05	
11	ChSq1		3.00	1.14	2	3	2	2	3	3	3	1	1		4.14	
12	CCoSp3V		2.25	0.26	0	2	1	1	2	1	1	1	1		2.51	
			<b>78.80</b>												<b>77.34</b>	
Program Components				Factor												
Composition				3.33	7.75	7.50	7.00	7.50	7.50	8.00	6.50	7.25	6.00			7.29
Presentation				3.33	7.75	7.75	7.25	7.50	7.75	8.25	6.75	7.25	6.50			7.43
Skating Skills				3.33	7.50	7.25	6.75	7.00	7.50	7.75	7.25	6.75	6.50			7.14
<b>Judges Total Program Component Score (factored)</b>															<b>72.80</b>	
<b>Deductions:</b>				Falls	-1.00 (1)									<b>-1.00</b>		

Rank	Name	Nation	Starting Number	Total Segment Score	Total Element Score	Total Program Component Score (factored)						Total Deductions				
6	Koshiro SHIMADA	JPN	9	140.63	65.08	76.55						-1.00				
#	Executed Elements	Info	Base Value	GOE	J1	J2	J3	J4	J5	J6	J7	J8	J9	Ref.	Scores of Panel	
1	4S		9.70	-2.77	-2	-3	-3	-3	-2	-3	-3	-3	-3		6.93	
2	4T		9.50	2.17	3	2	3	1	3	3	1	2	2		11.67	
3	3A<+2T	F	7.70	-3.20	-5	-5	-5	-5	-5	-5	-5	-5	-5		4.50	
4	3F		5.30	0.61	2	1	1	1	1	1	1	2	1		5.91	
5	CCoSp3		3.00	0.47	2	2	1	2	2	1	1	3	1		3.47	
6	StSq2		2.60	0.45	1	2	2	2	3	1	2	2	1		3.05	
7	2A+COMBO+2S*	*	3.63	x -0.52	-1	0	-1	-3	0	-4	-1	-2	-3		3.11	
8	3Lz+2A+SEQ		10.12	x -0.51	-2	-1	-1	-1	0	-1	-1	-1	1		9.61	
9	ChSq1		3.00	1.00	2	3	2	2	2	2	2	2	2		4.00	
10	3Lo		5.39	x 0.63	1	0	2	2	2	1	1	1	1		6.02	
11	FCCoSp3		3.00	0.34	0	1	2	0	2	1	2	2	0		3.34	
12	FSSp4		3.00	0.47	2	1	2	1	2	1	2	3	1		3.47	
			<b>65.94</b>												<b>65.08</b>	
Program Components				Factor												
Composition				3.33	8.00	7.75	7.50	7.50	7.75	7.75	8.00	7.75	7.50			7.71
Presentation				3.33	8.00	8.00	6.75	7.50	7.50	7.50	7.75	7.50	7.25			7.57
Skating Skills				3.33	8.25	7.75	8.00	7.50	7.75	7.00	7.75	7.75	7.50			7.71
<b>Judges Total Program Component Score (factored)</b>															<b>76.55</b>	
<b>Deductions:</b>				Falls	-1.00 (1)									<b>-1.00</b>		

Official Partners:



## JUDGES DETAILS PER SKATER

### MEN FREE SKATING

Rank	Name	Nation	Starting Number	Total Segment Score	Total Element Score	Total Program Component Score (factored)						Total Deductions			
7	Ivan SHMURATKO	UKR	3	134.37	63.11	71.26						0.00			
#	Executed Elements	Info	Base Value	GOE	J1	J2	J3	J4	J5	J6	J7	J8	J9	Ref.	Scores of Panel
1	3A		8.00	0.11	1	0	0	0	0	1	0	0	0		8.11
2	3F+3T		9.50	0.45	0	1	-1	0	2	2	1	1	1		9.95
3	2F<<	<<	0.50	-0.25	-5	-5	-5	-5	-5	-5	-5	-5	-5		0.25
4	3Loq	q	4.90	-0.84	-1	-1	-2	-2	-1	-2	-2	-2	-2		4.06
5	CCSp3		2.80	0.32	2	2	-1	0	1	2	2	-1	2		3.12
6	CCoSp2		2.50	0.43	1	2	1	0	2	2	2	2	2		2.93
7	3Lz!+1Eu+3S	!	11.77	x -1.18	-2	-1	-3	-2	-1	-3	-2	-3	-1		10.59
8	3Lz!	!	6.49	x -0.67	-1	0	-2	-1	-1	-1	0	-2	-2		5.82
9	2A+2A+SEQ		7.26	x 0.05	0	0	0	0	1	1	0	0	0		7.31
10	StSq2		2.60	0.63	1	3	1	0	3	3	3	3	3		3.23
11	FSSp4		3.00	0.60	2	2	1	2	2	2	3	2	2		3.60
12	ChSq1		3.00	1.14	1	2	2	2	3	2	4	1	4		4.14
			<b>62.32</b>												<b>63.11</b>
Program Components				Factor											
Composition				3.33	6.25	7.25	6.50	6.75	7.50	7.75	7.50	7.25	7.50	7.50	7.18
Presentation				3.33	6.25	7.25	7.00	7.25	7.25	7.75	7.50	7.50	8.00	7.36	
Skating Skills				3.33	6.75	6.50	6.75	6.50	7.00	7.00	7.25	7.00	7.00	6.86	
<b>Judges Total Program Component Score (factored)</b>															<b>71.26</b>
<b>Deductions:</b>															<b>0.00</b>
Rank	Name	Nation	Starting Number	Total Segment Score	Total Element Score	Total Program Component Score (factored)						Total Deductions			
8	Ariet LEVANDI	EST	2	134.01	64.79	69.22						0.00			
#	Executed Elements	Info	Base Value	GOE	J1	J2	J3	J4	J5	J6	J7	J8	J9	Ref.	Scores of Panel
1	2A		3.30	0.52	2	2	1	2	1	1	2	1	2		3.82
2	3F!+1Eu+3S	!	10.10	-0.23	1	0	-1	-1	-1	-1	1	0	-1		9.87
3	3Lo		4.90	0.00	1	0	-1	0	0	1	0	-1	0		4.90
4	ChSq1		3.00	0.79	1	2	1	2	2	1	3	0	2		3.79
5	2A		3.30	0.57	3	2	1	2	1	2	2	1	2		3.87
6	CCoSp3		3.00	0.21	1	2	0	1	-1	0	1	0	2		3.21
7	3Lz+3Tq	q	11.11	x -0.76	-1	-1	-2	-2	-2	-2	0	-1	0		10.35
8	3Lz		6.49	x 1.01	2	2	0	1	1	2	2	2	2		7.50
9	3F!+2T	!	7.26	x -0.61	0	-1	-2	-1	-1	-1	-1	-2	-1		6.65
10	FCSp4		3.20	0.32	2	1	-1	0	1	1	2	1	1		3.52
11	StSq3		3.30	0.61	3	2	1	2	1	1	3	2	2		3.91
12	FCCoSp4		3.50	-0.10	0	1	0	-1	-1	-1	0	1	-1		3.40
			<b>62.46</b>												<b>64.79</b>
Program Components				Factor											
Composition				3.33	7.50	7.25	6.25	6.50	6.25	7.50	7.75	6.50	8.00	7.04	
Presentation				3.33	7.75	7.00	6.25	7.00	6.50	7.25	7.25	6.50	7.75	7.04	
Skating Skills				3.33	7.25	6.75	6.25	6.25	6.50	6.75	7.00	6.75	7.00	6.71	
<b>Judges Total Program Component Score (factored)</b>															<b>69.22</b>
<b>Deductions:</b>															<b>0.00</b>

#### Official Partners:



## JUDGES DETAILS PER SKATER

### MEN FREE SKATING

Rank	Name	Nation	Starting Number	Total Segment Score	Total Element Score	Total Program Component Score (factored)						Total Deductions			
9	Nikita STAROSTIN	GER	5	129.16	63.07	67.09						-1.00			
#	Executed Elements	Info	Base Value	GOE	J1	J2	J3	J4	J5	J6	J7	J8	J9	Ref.	Scores of Panel
1	3F!	!	5.30	0.00	0	0	-1	0	0	0	0	0	0		5.30
2	3A	F	8.00	-4.00	-5	-5	-5	-5	-5	-5	-5	-5	-5		4.00
3	3Lz+3T		10.10	0.34	1	1	0	0	0	2	0	1	1		10.44
4	3S		4.30	0.55	1	1	1	1	1	2	1	2	2		4.85
5	CCSp4		3.20	0.32	0	1	0	0	1	2	1	2	2		3.52
6	ChSq1		3.00	0.29	0	1	1	1	0	2	0	1	0		3.29
7	2A+2T	x	5.06	0.05	0	0	0	0	0	1	0	0	1		5.11
8	3Lz+2A+SEQ	x	10.12	-0.25	0	0	-1	-1	1	-1	0	-1	0		9.87
9	3Lo	x	5.39	0.28	1	1	0	1	0	1	0	0	1		5.67
10	FSSp4		3.00	0.00	0	0	-1	0	1	0	0	0	0		3.00
11	StSq3		3.30	0.47	3	1	1	2	1	3	1	1	1		3.77
12	CCoSp4		3.50	0.75	2	2	2	3	1	2	2	3	2		4.25
			<b>64.27</b>												<b>63.07</b>
Program Components				Factor											
Composition				3.33	6.50	6.50	6.75	6.50	6.50	7.50	6.00	7.25	6.75		6.68
Presentation				3.33	6.75	6.75	6.75	7.25	6.50	8.00	6.25	6.75	6.75		6.79
Skating Skills				3.33	6.50	6.75	6.75	6.50	6.75	7.00	6.50	6.50	7.25		6.68
<b>Judges Total Program Component Score (factored)</b>														<b>67.09</b>	
<b>Deductions:</b>		Falls	-1.00 (1)									<b>-1.00</b>			

Rank	Name	Nation	Starting Number	Total Segment Score	Total Element Score	Total Program Component Score (factored)						Total Deductions			
10	Liam KAPEIKIS	USA	4	127.84	61.14	67.70						-1.00			
#	Executed Elements	Info	Base Value	GOE	J1	J2	J3	J4	J5	J6	J7	J8	J9	Ref.	Scores of Panel
1	4Sq	F	9.70	-4.85	-5	-5	-5	-5	-5	-5	-5	-5	-5		4.85
2	1A		1.10	0.06	1	0	0	2	0	1	1	0	1		1.16
3	2A+1Eu+3S		8.10	0.61	2	1	1	2	1	2	1	1	2		8.71
4	3Lz+3T		10.10	0.59	1	1	1	1	1	1	2	1	1		10.69
5	FCCoSp2		2.50	0.43	2	1	1	2	2	2	2	2	1		2.93
6	3F+2A+SEQ	x	9.46	-0.15	0	0	-1	0	0	-1	-1	0	0		9.31
7	3Lz	x	6.49	0.51	2	1	0	1	1	0	1	1	1		7.00
8	2Lo	x	1.87	0.00	0	0	0	1	0	0	0	0	0		1.87
9	StSq3		3.30	0.14	0	0	0	1	1	1	1	-1	0		3.44
10	CCoSp4		3.50	0.50	2	0	1	2	0	2	3	2	1		4.00
11	ChSq1		3.00	0.79	1	1	2	3	1	2	2	2	1		3.79
12	FSSp4		3.00	0.39	2	0	1	1	1	1	2	1	2		3.39
			<b>62.12</b>												<b>61.14</b>
Program Components				Factor											
Composition				3.33	7.25	6.50	6.50	7.25	6.75	7.50	6.75	6.50	6.00		6.79
Presentation				3.33	6.75	6.75	6.50	6.75	6.50	7.00	6.75	6.25	6.00		6.61
Skating Skills				3.33	7.50	6.50	7.25	7.00	7.00	7.00	7.00	6.25	6.75		6.93
<b>Judges Total Program Component Score (factored)</b>														<b>67.70</b>	
<b>Deductions:</b>		Falls	-1.00 (1)									<b>-1.00</b>			

Official Partners:



## JUDGES DETAILS PER SKATER

### MEN FREE SKATING

Rank	Name	Nation	Starting Number	Total Segment Score	Total Element Score	Total Program Component Score (factored)						Total Deductions				
11	Jimmy MA	USA	10	111.07	43.81	68.26						-1.00				
#	Executed Elements	Info	Base Value	GOE	J1	J2	J3	J4	J5	J6	J7	J8	J9	Ref.	Scores of Panel	
1	2T		1.30	0.04	0	0	0	1	0	0	1	-1	2		1.34	
2	4T	F	9.50	-4.75	-5	-5	-5	-5	-5	-5	-5	-5	-5		4.75	
3	3A		8.00	-1.03	-2	-1	0	-1	-2	-1	-1	-2	-1		6.97	
4	FCSp4		3.20	0.00	0	0	-1	0	1	0	0	0	0		3.20	
5	1Lo		0.50	-0.02	0	0	-1	0	0	-1	-1	-1	0		0.48	
6	StSq2		2.60	0.41	2	1	2	3	2	2	1	1	1		3.01	
7	3A+REP		6.16	x -2.40	-3	-3	-3	-3	-2	-3	-3	-4	-3		3.76	
8	3Lz+1Eu+3S		11.77	x -1.94	-4	-3	-4	-3	-3	-3	-4	-3	-3		9.83	
9	2F	x	1.98	0.03	0	0	1	0	0	0	0	0	2		2.01	
10	CSSp2		2.30	0.23	2	0	1	1	1	1	1	0	2		2.53	
11	ChSq1		3.00	0.86	1	2	2	2	2	2	0	1	2		3.86	
12	CCoSp2V		1.88	0.19	1	1	0	1	1	1	1	2	1		2.07	
			<b>52.19</b>												<b>43.81</b>	
Program Components				Factor												
Composition				3.33	7.25	7.25	6.00	7.25	7.25	6.75	6.25	6.75	6.50	6.50		6.86
Presentation				3.33	7.25	7.25	5.75	6.75	6.75	6.50	6.25	6.50	6.00	6.00		6.57
Skating Skills				3.33	7.75	7.00	7.25	7.25	7.25	7.00	7.00	6.75	6.75			7.07
<b>Judges Total Program Component Score (factored)</b>													<b>68.26</b>			
<b>Deductions:</b>				Falls	-1.00 (1)								<b>-1.00</b>			

Rank	Name	Nation	Starting Number	Total Segment Score	Total Element Score	Total Program Component Score (factored)						Total Deductions				
12	Makar SUNTSEV	FIN	1	107.56	45.55	63.01						-1.00				
#	Executed Elements	Info	Base Value	GOE	J1	J2	J3	J4	J5	J6	J7	J8	J9	Ref.	Scores of Panel	
1	2F+1Eu+3S		6.60	0.37	1	1	1	1	0	1	0	1	1		6.97	
2	2A		3.30	0.47	1	1	1	2	1	1	2	2	2		3.77	
3	3Lo		4.90	-0.77	-2	-2	-1	-1	-2	-1	-2	-2	-1		4.13	
4	2Lz!<<	<<	0.60	-0.30	-5	-5	-5	-5	-5	-5	-5	-5	-5		0.30	
5	CCSp3		2.80	0.20	2	1	0	0	1	0	0	1	2		3.00	
6	ChSq1		3.00	0.50	0	1	-1	2	1	1	2	1	1		3.50	
7	3Fq	q	5.83	x -2.65	-5	-5	-5	-5	-5	-5	-5	-5	-5		3.18	
8	3S+2T	x	6.16	-0.18	0	0	-1	0	-1	-1	0	-1	0		5.98	
9	3T	x	4.62	0.00	0	0	0	0	0	-1	0	0	0		4.62	
10	StSq3		3.30	0.33	2	1	1	1	1	1	1	1	1		3.63	
11	FSSp4		3.00	0.30	1	1	0	1	1	1	1	1	1		3.30	
12	CCoSp3		3.00	0.17	1	1	1	0	0	0	0	2	1		3.17	
			<b>47.11</b>												<b>45.55</b>	
Program Components				Factor												
Composition				3.33	6.50	6.25	5.75	6.75	6.50	6.75	6.75	6.50	6.00	6.00		6.46
Presentation				3.33	6.75	6.25	5.75	6.75	6.25	6.75	6.25	6.25	5.50	5.50		6.32
Skating Skills				3.33	6.50	6.00	6.00	6.25	6.25	6.00	6.75	6.00	5.50			6.14
<b>Judges Total Program Component Score (factored)</b>													<b>63.01</b>			
<b>Deductions:</b>				Late start	-1.00								<b>-1.00</b>			

Legend:							
#	Sequence number	GOE	Grade of Execution	Jx	Judges (x=1-9)	Ref.	Referee
*	Invalid element	<	Under-rotated jump	<<	Downgraded jump		
x	Credit for highlight distribution, base value multiplied by 1.1			!	Not clear edge	REP	Jump repetition
F	Fall	q	Jump landed on the quarter				

#### Official Partners:



## PAIRS

<b>Espoo Metro Arena</b>	17 NOV 2023	14:50	Short Program
	18 NOV 2023	14:40	Free Skating

Size of Skating Arena:	30m*60m
Ice Conditions:	very good
Number of Entries:	8
Number of Participants:	8

Entry Withdrawn:

<b>Short Program</b>		
Duration:	2:40 +/- 10 seconds	
Segment Factor:	1.00	
<b>Program Component Factors:</b>	Composition	1.33
	Presentation	1.33
	Skating Skills	1.33

<b>Free Skating</b>		
Duration:	4:00 +/- 10 seconds	
Segment Factor:	1.00	
<b>Program Component Factors:</b>	Composition	2.67
	Presentation	2.67
	Skating Skills	2.67

### Official Partners:





## PANEL OF JUDGES

### PAIRS

#### Officials

Technical Controller	Mr. Daniel DELFA	ISU
Technical Specialist	Mr. Sarkis TEWANIAN	ISU
Technical Specialist	Ms. Maylin WENDE	ISU

#### Judges

Referee	Mr. Fabio BIANCHETTI	ISU
Judge No. 1	Ms. Rui ZHAO	CHN
Judge No. 2	Ms. Noemi STIPKOVITS	HUN
Judge No. 3	Ms. Pernilla BOHLING	FIN
Judge No. 4	Ms. Sabrina WONG	CAN
Judge No. 5	Ms. Florence VUYLSTEKER	FRA
Judge No. 6	Ms. Karol PES COSTA	ITA
Judge No. 7	Ms. Kathaleen CUTONE	USA
Judge No. 8	Ms. Asa NORDBACK	SWE
Judge No. 9	Ms. Kerstin KIMMINUS	GER

#### Data/Replay Operator

Data Operator	Mr. Eugen LARASSER	ISU
Replay Operator	Ms. Theresa KATZLINGER	ISU

#### Official Partners:



## RESULTS

### PAIRS

Pl.	Name	Nation	Total Score	SP	FS
1	Minerva Fabienne HASE / Nikita VOLODIN	GER	192.72	3	1
2	Sara CONTI / Niccolo MACII	ITA	188.60	2	3
3	Maria PAVLOVA / Alexei SVIATCHENKO	HUN	186.19	4	2
4	Cheng PENG / Lei WANG	CHN	186.16	1	4
5	Camille KOVALEV / Pavel KOVALEV	FRA	152.54	7	5
6	Ellie KAM / Danny O'SHEA	USA	152.16	6	6
7	Brooke McINTOSH / Benjamin MIMAR	CAN	147.27	5	8
8	Milania VAANANEN / Filippo CLERICI	FIN	142.69	8	7

**Mr. Fabio BIANCHETTI, ISU**  
Referee

**Mr. Daniel DELFA, ISU**  
Technical Controller

Legend:					
SP	Short Program	FS	Free Skating	Pl.	Place

#### Official Partners:



## RESULTS

### PAIRS SHORT PROGRAM

Pl.	Name	Nation	Total Segment Score
1	Cheng PENG / Lei WANG	CHN	65.25
2	Sara CONTI / Niccolo MACII	ITA	65.00
3	Minerva Fabienne HASE / Nikita VOLODIN	GER	63.59
4	Maria PAVLOVA / Alexei SVIATCHENKO	HUN	61.53
5	Brooke McINTOSH / Benjamin MIMAR	CAN	56.61
6	Ellie KAM / Danny O'SHEA	USA	55.99
7	Camille KOVALEV / Pavel KOVALEV	FRA	55.45
8	Milania VAANANEN / Filippo CLERICI	FIN	48.56



**Mr. Fabio BIANCHETTI, ISU**  
Referee



**Mr. Daniel DELFA, ISU**  
Technical Controller

#### Official Partners:



## JUDGES DETAILS PER SKATER

### PAIRS SHORT PROGRAM

Rank	Name	Nation	Starting Number	Total Segment Score	Total Element Score	Total Program Component Score (factored)						Total Deductions			
1	Cheng PENG / Lei WANG	CHN	1	65.25	35.62	29.63						0.00			
#	Executed Elements	Info	Base Value	GOE	J1	J2	J3	J4	J5	J6	J7	J8	J9	Ref.	Scores of Panel
1	3T		4.20	0.48	1	1	2	0	1	2	1	1	1		4.68
2	3Tw2		5.40	0.31	2	2	0	0	1	-1	0	-1	2		5.71
3	3LoTh		5.00	1.14	4	2	2	3	2	3	2	2	2		6.14
4	FiDs4		3.80	0.65	3	2	1	1	1	2	2	2	2		4.45
5	CCoSp4		3.50	0.55	2	2	1	2	2	1	2	1	1		4.05
6	StSq4		3.90	0.72	2	2	2	1	1	3	2	2	2		4.62
7	3Li4		5.10	0.87	2	2	1	1	1	2	2	2	2		5.97
			<b>30.90</b>												<b>35.62</b>
Program Components			Factor												
Composition			1.33	8.25	7.50	7.50	7.00	7.00	7.75	7.25	7.50	7.75	7.46		
Presentation			1.33	8.25	7.25	7.50	7.00	6.75	8.00	7.50	7.25	7.00	7.36		
Skating Skills			1.33	8.50	7.25	7.75	7.25	7.50	7.50	7.25	7.50	7.50	7.46		
<b>Judges Total Program Component Score (factored)</b>													<b>29.63</b>		
<b>Deductions:</b>													<b>0.00</b>		

Rank	Name	Nation	Starting Number	Total Segment Score	Total Element Score	Total Program Component Score (factored)						Total Deductions				
2	Sara CONTI / Niccolo MACII	ITA	8	65.00	33.41	31.59						0.00				
#	Executed Elements	Info	Base Value	GOE	J1	J2	J3	J4	J5	J6	J7	J8	J9	Ref.	Scores of Panel	
1	3Tw3		5.70	0.00	2	0	-2	0	-1	0	0	1	0		5.70	
2	3LoTh		5.00	-1.29	-2	-2	-3	-4	-2	-2	-3	-3	-3		3.71	
3	3S		4.30	0.61	2	1	1	1	2	2	0	2	1		4.91	
4	3Li4		5.10	1.24	2	2	2	2	2	3	3	3	3		6.34	
5	FiDs3		3.50	0.80	2	3	1	2	2	3	2	3	2		4.30	
6	StSq3		3.30	0.80	2	3	2	2	2	3	2	3	3		4.10	
7	CCoSp4		3.50	0.85	2	3	1	2	3	3	3	2	2		4.35	
			<b>30.40</b>												<b>33.41</b>	
Program Components			Factor													
Composition			1.33	7.75	8.00	7.75	7.75	8.00	8.25	8.25	8.25	8.25	8.25	8.04		
Presentation			1.33	7.75	7.75	7.50	7.50	7.75	8.50	8.25	8.25	7.75	7.86			
Skating Skills			1.33	8.00	7.75	7.50	7.75	8.00	8.00	8.00	7.75	7.75	7.86			
<b>Judges Total Program Component Score (factored)</b>													<b>31.59</b>			
<b>Deductions:</b>													<b>0.00</b>			

Rank	Name	Nation	Starting Number	Total Segment Score	Total Element Score	Total Program Component Score (factored)						Total Deductions			
3	Minerva Fabienne HASE / Nikita VOLODIN	GER	3	63.59	34.47	30.12						-1.00			
#	Executed Elements	Info	Base Value	GOE	J1	J2	J3	J4	J5	J6	J7	J8	J9	Ref.	Scores of Panel
1	3Tw3		5.70	1.79	3	3	2	3	4	3	3	3	4		7.49
2	3S		4.30	1.11	2	3	2	2	3	3	3	3	2		5.41
3	3LoTh	F	5.00	-2.50	-5	-5	-5	-5	-5	-5	-5	-5	-5		2.50
4	3Li4		5.10	1.31	3	3	2	2	2	2	3	3	3		6.41
5	FiDs4		3.80	0.81	1	3	1	2	1	3	2	3	3		4.61
6	CCoSp4		3.50	0.45	2	2	1	1	0	1	0	2	3		3.95
7	StSq3		3.30	0.80	2	3	1	2	3	3	2	2	3		4.10
			<b>30.70</b>												<b>34.47</b>
Program Components			Factor												
Composition			1.33	7.75	7.75	7.25	7.25	7.00	7.50	7.50	8.00	8.00	7.57		
Presentation			1.33	7.50	7.50	7.00	7.50	7.00	7.75	7.75	8.25	7.50	7.50		
Skating Skills			1.33	8.25	8.00	7.25	7.50	7.50	7.50	7.25	7.75	7.50	7.57		
<b>Judges Total Program Component Score (factored)</b>													<b>30.12</b>		
<b>Deductions:</b>			Falls	-1.00 (1)										<b>-1.00</b>	

#### Official Partners:



## JUDGES DETAILS PER SKATER

### PAIRS SHORT PROGRAM

Rank	Name	Nation	Starting Number	Total Segment Score	Total Element Score	Total Program Component Score (factored)						Total Deductions			
4	Maria PAVLOVA / Alexei SVIATCHENKO	HUN	6	61.53	33.31	28.22						0.00			
#	Executed Elements	Info	Base Value	GOE	J1	J2	J3	J4	J5	J6	J7	J8	J9	Ref.	Scores of Panel
1	3Tw4		6.00	1.11	2	3	0	2	2	1	1	3	2		7.11
2	3T		4.20	0.66	1	2	1	2	1	2	1	3	2		4.86
3	3FTh		5.30	-0.68	-2	-1	-1	-1	-1	-1	-2	-2	0		4.62
4	3Li4		5.10	0.73	2	2	-1	2	-1	1	2	2	2		5.83
5	StSq3		3.30	0.28	1	2	0	1	-2	1	1	1	1		3.58
6	FiDs4		3.80	0.16	1	2	-1	1	0	1	0	-1	1		3.96
7	CCoSp4		3.50	-0.15	1	1	-1	0	-1	-1	-1	-1	0		3.35
			<b>31.20</b>												<b>33.31</b>
Program Components			Factor												
Composition			1.33	7.00	7.50	6.75	6.75	5.50	7.00	6.50	7.00	7.25			6.89
Presentation			1.33	7.25	7.25	7.00	7.00	5.00	6.75	7.00	7.25	7.00			7.04
Skating Skills			1.33	7.50	7.50	7.25	7.25	6.50	7.00	7.50	7.25	7.25			7.29
<b>Judges Total Program Component Score (factored)</b>															<b>28.22</b>
<b>Deductions:</b>													<b>0.00</b>		

Rank	Name	Nation	Starting Number	Total Segment Score	Total Element Score	Total Program Component Score (factored)						Total Deductions				
5	Brooke McINTOSH / Benjamin MIMAR	CAN	5	56.61	31.03	26.58						-1.00				
#	Executed Elements	Info	Base Value	GOE	J1	J2	J3	J4	J5	J6	J7	J8	J9	Ref.	Scores of Panel	
1	3Tw4		6.00	0.43	1	1	1	1	0	0	0	1	1		6.43	
2	3Tq	F	4.20	-2.10	-5	-5	-5	-5	-5	-5	-5	-5	-5		2.10	
3	3LoTh		5.00	0.93	2	2	1	2	2	2	2	3	1		5.93	
4	StSq3		3.30	0.24	1	0	0	1	1	1	1	1	0		3.54	
5	3Li4		5.10	0.58	1	1	-1	2	0	1	2	2	1		5.68	
6	FiDs3		3.50	0.40	1	1	0	1	1	1	2	2	1		3.90	
7	CCoSp4		3.50	-0.05	0	0	-1	0	-1	0	0	0	0		3.45	
			<b>30.60</b>												<b>31.03</b>	
Program Components			Factor													
Composition			1.33	6.75	6.25	7.00	7.25	6.25	6.75	6.75	6.75	6.75	6.25			6.64
Presentation			1.33	6.75	6.25	6.75	7.00	5.75	6.75	6.75	6.75	6.75	6.50			6.64
Skating Skills			1.33	7.25	6.00	6.75	6.75	6.75	6.50	6.75	7.25	6.25			6.71	
<b>Judges Total Program Component Score (factored)</b>															<b>26.58</b>	
<b>Deductions:</b> Falls													-1.00 (1)			

Rank	Name	Nation	Starting Number	Total Segment Score	Total Element Score	Total Program Component Score (factored)						Total Deductions				
6	Ellie KAM / Danny O'SHEA	USA	4	55.99	27.93	29.06						-1.00				
#	Executed Elements	Info	Base Value	GOE	J1	J2	J3	J4	J5	J6	J7	J8	J9	Ref.	Scores of Panel	
1	3Tw2		5.40	-0.31	0	0	-1	-2	0	-3	0	-1	0		5.09	
2	3Sq		4.30	-0.80	-2	-2	-2	-2	-1	-2	-2	-1	-2		3.50	
3	3STh	F	4.40	-2.20	-5	-5	-5	-5	-5	-5	-5	-5	-5		2.20	
4	CCoSp2		2.50	0.43	2	2	0	1	2	1	2	2	2		2.93	
5	StSq2		2.60	0.48	2	2	1	1	1	3	2	3	2		3.08	
6	3Li4		5.10	1.31	3	3	2	2	2	3	3	4	2		6.41	
7	FiDs4		3.80	0.92	3	3	2	2	1	4	3	1	3		4.72	
			<b>28.10</b>												<b>27.93</b>	
Program Components			Factor													
Composition			1.33	7.00	7.50	7.50	7.25	7.25	8.00	7.50	7.50	7.50	7.25			7.39
Presentation			1.33	7.00	7.25	6.75	6.75	7.00	7.75	7.50	7.50	8.00	7.25			7.21
Skating Skills			1.33	7.25	7.25	7.00	7.00	7.25	7.75	7.50	7.50	7.50	7.00			7.25
<b>Judges Total Program Component Score (factored)</b>															<b>29.06</b>	
<b>Deductions:</b> Falls													-1.00 (1)			

#### Official Partners:



## JUDGES DETAILS PER SKATER

### PAIRS SHORT PROGRAM

Rank	Name	Nation	Starting Number	Total Segment Score	Total Element Score	Total Program Component Score (factored)						Total Deductions			
7	Camille KOVALEV / Pavel KOVALEV	FRA	7	55.45	27.85	27.60						0.00			
#	Executed Elements	Info	Base Value	GOE	J1	J2	J3	J4	J5	J6	J7	J8	J9	Ref.	Scores of Panel
1	3Tw1		5.10	-0.58	0	0	-2	-2	-1	-3	0	-2	-1		4.52
2	3LzTh		5.30	-1.36	-3	-4	-3	-3	-2	-2	-3	0	-2		3.94
3	3T		4.20	-0.66	-1	-1	-1	-3	-3	-2	-1	-2	-1		3.54
4	FiDs3		3.50	0.30	1	0	-1	1	1	1	2	2	0		3.80
5	3Li4		5.10	0.73	2	1	0	1	2	2	3	1	1		5.83
6	StSq2		2.60	0.37	2	1	0	0	1	2	3	2	2		2.97
7	CCoSp4		3.50	-0.25	-1	0	-1	-1	1	-1	-2	0	-1		3.25
			<b>29.30</b>												<b>27.85</b>
Program Components				Factor											
Composition				1.33	7.50	7.00	6.75	6.50	7.25	7.25	7.75	7.25	6.75		7.11
Presentation				1.33	7.00	6.75	6.25	6.25	6.75	6.75	7.75	7.00	6.50		6.71
Skating Skills				1.33	7.00	6.75	6.50	6.75	7.25	7.00	7.50	7.00	6.75		6.93
<b>Judges Total Program Component Score (factored)</b>													<b>27.60</b>		
<b>Deductions:</b>													<b>0.00</b>		

Rank	Name	Nation	Starting Number	Total Segment Score	Total Element Score	Total Program Component Score (factored)						Total Deductions			
8	Milania VAANANEN / Filippo CLERICI	FIN	2	48.56	24.38	25.18						-1.00			
#	Executed Elements	Info	Base Value	GOE	J1	J2	J3	J4	J5	J6	J7	J8	J9	Ref.	Scores of Panel
1	3Tw2		5.40	-0.46	0	1	-1	-2	-2	-2	0	1	-4		4.94
2	3T		4.20	0.54	1	2	2	1	1	1	2	1	0		4.74
3	3LoTh	F	5.00	-2.50	-5	-5	-5	-5	-5	-5	-5	-5	-5		2.50
4	3Li4		5.10	0.36	1	1	0	1	0	-1	1	2	1		5.46
5	CCoSp		0.00	0.00	-	-	-	-	-	-	-	-	-		0.00
6	StSq2		2.60	-0.04	1	0	-1	-1	-1	1	1	-1	0		2.56
7	FiDs4		3.80	0.38	1	0	1	1	1	1	1	2	1		4.18
			<b>26.10</b>												<b>24.38</b>
Program Components				Factor											
Composition				1.33	6.75	6.50	6.00	6.25	5.75	6.25	6.75	6.50	6.25		6.36
Presentation				1.33	6.50	6.25	6.25	6.00	5.25	6.50	6.75	6.00	6.00		6.21
Skating Skills				1.33	6.75	6.25	6.00	6.50	6.75	6.00	6.50	6.50	6.00		6.36
<b>Judges Total Program Component Score (factored)</b>													<b>25.18</b>		
<b>Deductions:</b>				Falls	-1.00 (1)									<b>-1.00</b>	

Legend:							
#	Sequence number	GOE	Grade of Execution	Jx	Judges (x=1-9)	Ref.	Referee
F	Fall	q	Jump landed on the quarter				

#### Official Partners:



## RESULTS

### PAIRS FREE SKATING

Pl.	Name	Nation	Total Segment Score
1	Minerva Fabienne HASE / Nikita VOLODIN	GER	129.13
2	Maria PAVLOVA / Alexei SVIATCHENKO	HUN	124.66
3	Sara CONTI / Niccolo MACII	ITA	123.60
4	Cheng PENG / Lei WANG	CHN	120.91
5	Camille KOVALEV / Pavel KOVALEV	FRA	97.09
6	Ellie KAM / Danny O'SHEA	USA	96.17
7	Milania VAANANEN / Filippo CLERICI	FIN	94.13
8	Brooke McINTOSH / Benjamin MIMAR	CAN	90.66

**Mr. Fabio BIANCHETTI, ISU**  
Referee

**Mr. Daniel DELFA, ISU**  
Technical Controller

#### Official Partners:



## JUDGES DETAILS PER SKATER

### PAIRS FREE SKATING

Rank	Name	Nation	Starting Number	Total Segment Score	Total Element Score	Total Program Component Score (factored)							Total Deductions			
1	Minerva Fabienne HASE / Nikita VOLODIN	GER	6	129.13	65.46	63.67							0.00			
#	Executed Elements	Info	Base Value	GOE	J1	J2	J3	J4	J5	J6	J7	J8	J9	Ref.	Scores of Panel	
1	3Tw3		5.70	2.04	3	4	3	3	4	3	4	4	4		7.74	
2	3T+2A+2Aq+SEQ	q	10.80	-1.26	-4	-3	-3	-3	-2	-5	-3	-3	-2		9.54	
3	2S		1.30	-0.15	-2	-2	1	-2	-1	2	-1	-1	-2		1.15	
4	3LoTh		5.00	0.71	1	1	2	1	2	1	0	2	2		5.71	
5	5RLi4		7.00	1.50	2	2	2	2	2	2	3	3	2		8.50	
6	BoDs2		4.00	1.03	2	2	3	2	3	2	3	3	3		5.03	
7	PCoSp4		4.50	1.16	2	3	3	1	3	1	3	3	3		5.66	
8	5ALi4		7.00	1.90	2	2	3	3	3	3	3	3	2		8.90	
9	2STh		2.50	0.32	1	1	1	2	1	0	2	2	1		2.82	
10	ChSq1		3.00	1.00	2	2	2	2	2	3	2	2	2		4.00	
11	3Li4		5.10	1.31	2	2	2	3	1	3	3	3	3		6.41	
			<b>55.90</b>												<b>65.46</b>	
Program Components			Factor													
Composition			2.67	7.75	7.75	8.00	7.75	8.25	8.50	8.00	8.00	8.00	8.00	8.00		7.96
Presentation			2.67	7.75	7.50	8.00	7.50	8.50	8.25	8.25	8.00	8.00	8.00		7.96	
Skating Skills			2.67	8.00	7.75	8.25	8.00	8.25	8.00	8.00	7.75	7.75	7.75		7.93	
<b>Judges Total Program Component Score (factored)</b>																<b>63.67</b>
<b>Deductions:</b>																<b>0.00</b>
Rank	Name	Nation	Starting Number	Total Segment Score	Total Element Score	Total Program Component Score (factored)							Total Deductions			
2	Maria PAVLOVA / Alexei SVIATCHENKO	HUN	5	124.66	66.73	58.93							-1.00			
#	Executed Elements	Info	Base Value	GOE	J1	J2	J3	J4	J5	J6	J7	J8	J9	Ref.	Scores of Panel	
1	3Tw4		6.00	1.46	3	3	2	1	1	2	3	3	3		7.46	
2	3T+2Aq+2A+SEQ	q	10.80	-0.78	-2	-1	-1	-2	-2	-2	-2	-2	-2		10.02	
3	3FTh		5.30	1.36	3	3	3	2	2	3	3	2	2		6.66	
4	3Sq	q	4.30	-1.90	-4	-4	-4	-5	-5	-4	-5	-5	-4		2.40	
5	5ALi4		7.00	1.10	1	1	2	1	2	2	2	2	1		8.10	
6	ChSq1		3.00	0.57	1	1	2	1	1	2	1	1	1		3.57	
7	3LoTh		5.00	1.43	2	3	3	3	3	3	3	3	2		6.43	
8	5RLi4		7.00	1.00	1	2	3	2	1	2	1	1	1		8.00	
9	4Li4		5.10	0.58	1	2	2	2	0	1	1	1	0		5.68	
10	BiDs3		3.70	0.42	1	1	2	1	1	2	1	1	0		4.12	
11	PCoSp3		4.00	0.29	0	1	1	1	1	1	0	2	0		4.29	
			<b>61.20</b>												<b>66.73</b>	
Program Components			Factor													
Composition			2.67	7.25	7.50	7.75	7.00	7.50	7.75	7.50	6.75	7.00	7.00		7.36	
Presentation			2.67	7.00	7.25	7.50	7.25	7.25	8.00	7.50	6.75	7.00	7.00		7.25	
Skating Skills			2.67	7.50	7.50	7.75	7.50	7.25	7.50	7.75	7.00	7.25	7.25		7.46	
<b>Judges Total Program Component Score (factored)</b>																<b>58.93</b>
<b>Deductions:</b>			Time violation -1.00													<b>-1.00</b>

Official Partners:





## JUDGES DETAILS PER SKATER

### PAIRS FREE SKATING

Rank	Name	Nation	Starting Number	Total Segment Score	Total Element Score	Total Program Component Score (factored)						Total Deductions			
3	Sara CONTI / Niccolo MACII	ITA	7	123.60	60.01	64.59						-1.00			
#	Executed Elements	Info	Base Value	GOE	J1	J2	J3	J4	J5	J6	J7	J8	J9	Ref.	Scores of Panel
1	3Tw3		5.70	0.16	2	3	1	-2	2	-1	0	0	-2		5.86
2	3T+SEQ	F	4.20	-2.10	-5	-5	-5	-5	-5	-5	-5	-5	-5		2.10
3	3S		4.30	0.74	1	2	2	1	3	3	2	1	1		5.04
4	5RLi4		7.00	0.70	-1	2	0	1	1	2	0	2	1		7.70
5	3LoTh		5.00	1.14	3	2	2	2	2	3	3	2	2		6.14
6	5TLi4		6.20	1.59	2	2	2	3	2	4	3	4	2		7.79
7	ChSq1		3.00	1.36	2	2	3	3	3	3	3	2	3		4.36
8	3STh		4.40	1.07	2	3	2	2	2	4	3	3	2		5.47
9	3Li4		5.10	0.66	1	1	1	2	0	2	2	2	-1		5.76
10	BiDs3		3.70	0.69	1	2	2	2	2	2	3	2	1		4.39
11	PCoSp4		4.50	0.90	2	2	2	2	2	2	2	3	2		5.40
			<b>53.10</b>											<b>60.01</b>	
Program Components			Factor												
Composition			2.67	7.75	7.75	8.25	8.00	8.50	8.75	8.50	7.75	8.00			8.11
Presentation			2.67	7.75	7.75	7.75	7.75	8.50	8.25	8.25	8.25	8.25			8.04
Skating Skills			2.67	8.00	8.00	8.00	8.00	8.00	8.50	8.25	8.00	7.75			8.04
<b>Judges Total Program Component Score (factored)</b>															<b>64.59</b>
<b>Deductions:</b>			Falls	-1.00 (1)										<b>-1.00</b>	

Rank	Name	Nation	Starting Number	Total Segment Score	Total Element Score	Total Program Component Score (factored)						Total Deductions				
4	Cheng PENG / Lei WANG	CHN	8	120.91	57.39	63.52						0.00				
#	Executed Elements	Info	Base Value	GOE	J1	J2	J3	J4	J5	J6	J7	J8	J9	Ref.	Scores of Panel	
1	3T<	<	3.36	-0.77	-1	-2	-2	-2	-3	-2	-3	-2	-3		2.59	
2	3Tw2		5.40	0.23	2	1	2	1	1	-1	0	-1	-1		5.63	
3	3LoTh		5.00	1.57	3	3	3	4	3	2	4	3	3		6.57	
4	2S+REP		0.91	0.19	1	1	1	3	0	2	2	2	1		1.10	
5	PCoSp2		3.50	0.80	2	2	3	2	1	3	2	2	3		4.30	
6	5RLi4		7.00	1.40	2	2	2	3	1	2	2	2	2		8.40	
7	3STh		4.40	0.25	1	0	1	3	1	0	0	0	1		4.65	
8	5ALi4		7.00	1.40	2	2	2	2	2	2	2	1	2		8.40	
9	3Li4		5.10	0.95	2	2	1	2	1	2	2	2	2		6.05	
10	ChSq1		3.00	1.36	2	1	3	3	3	3	3	3	2		4.36	
11	BoDs3		4.40	0.94	2	2	2	2	3	2	3	2	2		5.34	
			<b>49.07</b>											<b>57.39</b>		
Program Components			Factor													
Composition			2.67	8.25	7.75	8.50	7.75	8.00	8.00	7.75	8.00	7.75			7.93	
Presentation			2.67	8.25	7.50	8.25	8.00	8.25	7.75	7.75	7.75	7.50	7.50			7.86
Skating Skills			2.67	8.00	7.50	8.50	8.00	8.00	8.25	8.25	7.75	7.75			8.00	
<b>Judges Total Program Component Score (factored)</b>															<b>63.52</b>	
<b>Deductions:</b>															<b>0.00</b>	

Official Partners:



## JUDGES DETAILS PER SKATER

### PAIRS FREE SKATING

Rank	Name	Nation	Starting Number	Total Segment Score	Total Element Score	Total Program Component Score (factored)	Total Deductions									
5	Camille KOVALEV / Pavel KOVALEV	FRA	2	97.09	45.12	51.97	0.00									
#	Executed Elements	Info	Base Value	GOE	J1	J2	J3	J4	J5	J6	J7	J8	J9	Ref.	Scores of Panel	
1	3Tw2		5.40	0.23	2	1	1	-2	0	0	-1	2	0		5.63	
2	2S		1.30	0.07	1	1	0	0	1	0	0	1	1		1.37	
3	3T+2T		5.50	-0.24	-1	0	0	-1	0	-1	0	-1	-1		5.26	
4	5ALi4		7.00	0.60	1	0	1	0	1	1	2	1	1		7.60	
5	BoDs3		4.40	0.19	0	1	0	0	1	0	1	2	-1		4.59	
6	PCoSp3V		3.00	0.39	2	1	1	1	1	1	3	2	1		3.39	
7	3LzTh		5.30	-1.59	-3	-4	-3	-3	-3	-3	-3	-3	-3		3.71	
8	ChSq1		3.00	0.50	1	1	1	1	1	1	0	1	1		3.50	
9	5RLi		0.00	0.00	-	-	-	-	-	-	-	-	-		0.00	
10	3STh		4.40	0.13	1	0	0	0	1	1	0	0	-1		4.53	
11	3Li4		5.10	0.44	1	1	1	1	1	0	3	1	0		5.54	
			<b>44.40</b>												<b>45.12</b>	
Program Components			Factor													
Composition			2.67	6.75	6.75	6.50	6.25	7.00	6.75	7.25	6.50	6.75				6.71
Presentation			2.67	6.25	6.25	6.50	6.00	6.75	6.00	6.75	6.00	6.00	6.00			6.25
Skating Skills			2.67	6.25	6.25	6.75	6.75	6.75	6.50	6.50	7.25	6.25	6.25			6.50
<b>Judges Total Program Component Score (factored)</b>															<b>51.97</b>	

Deductions:

0.00

Rank	Name	Nation	Starting Number	Total Segment Score	Total Element Score	Total Program Component Score (factored)	Total Deductions									
6	Ellie KAM / Danny O'SHEA	USA	3	96.17	44.65	54.52	-3.00									
#	Executed Elements	Info	Base Value	GOE	J1	J2	J3	J4	J5	J6	J7	J8	J9	Ref.	Scores of Panel	
1	3Tw3		5.70	0.65	2	2	2	0	0	1	2	0	1		6.35	
2	3Sq	q	4.30	-1.04	-2	-3	-3	-3	-1	-1	-3	-3	-2		3.26	
3	3STh	F	4.40	-2.20	-5	-5	-5	-5	-5	-5	-5	-5	-5		2.20	
4	5RLi4		7.00	1.40	2	2	2	2	2	2	3	2	2		8.40	
5	3T<+SEQ	F	3.36	-1.68	-5	-5	-5	-5	-5	-5	-5	-5	-5		1.68	
6	3LoTh	F	5.00	-2.50	-5	-5	-5	-5	-5	-5	-5	-5	-5		2.50	
7	BoDs2		4.00	0.46	0	1	2	1	0	2	1	3	1		4.46	
8	PCoSp4		4.50	0.96	2	2	3	2	2	1	2	3	2		5.46	
9	4Li4		5.10	1.31	2	3	3	2	2	3	3	3	2		6.41	
10	ChSq1		3.00	0.93	1	2	2	1	2	2	2	2	2		3.93	
11	5ALi		0.00	0.00	-	-	-	-	-	-	-	-	-		0.00	
			<b>46.36</b>												<b>44.65</b>	
Program Components			Factor													
Composition			2.67	6.50	7.00	6.75	6.50	7.25	7.50	7.75	6.75	7.00				6.96
Presentation			2.67	6.50	6.75	6.25	6.25	7.00	6.25	7.25	7.00	6.00				6.57
Skating Skills			2.67	7.00	7.00	6.50	6.75	6.75	7.00	7.25	7.00	6.75				6.89
<b>Judges Total Program Component Score (factored)</b>															<b>54.52</b>	

Deductions: Falls

-3.00 (3)

-3.00

Official Partners:



## JUDGES DETAILS PER SKATER

### PAIRS FREE SKATING

Rank	Name	Nation	Starting Number	Total Segment Score	Total Element Score	Total Program Component Score (factored)						Total Deductions				
7	Milania VAANANEN / Filippo CLERICI	FIN	1	94.13	47.51	48.62						-2.00				
#	Executed Elements	Info	Base Value	GOE	J1	J2	J3	J4	J5	J6	J7	J8	J9	Ref.	Scores of Panel	
1	3Tw3		5.70	0.33	1	1	1	0	0	-1	1	1	0		6.03	
2	3S		4.30	-1.17	-2	-3	-2	-3	-3	-3	-2	-4	-3		3.13	
3	3T+SEQ	F	4.20	-2.10	-5	-5	-5	-5	-5	-5	-5	-5	-5		2.10	
4	2FTh		3.00	0.21	0	0	1	1	1	0	1	1	1		3.21	
5	5RLi4		7.00	-0.10	0	-1	0	-1	0	0	1	0	0		6.90	
6	BoDs3		4.40	0.13	1	0	1	0	0	0	1	0	0		4.53	
7	ChSq1		3.00	0.36	1	1	0	-1	1	1	1	0	1		3.36	
8	3LoTh	F	5.00	-2.50	-5	-5	-5	-5	-5	-5	-5	-5	-5		2.50	
9	3Li4		5.10	0.00	-1	0	1	0	-1	0	1	0	0		5.10	
10	5ALi4		7.00	0.00	0	-1	0	0	0	0	1	1	-1		7.00	
11	PCoSp2		3.50	0.15	0	0	0	0	1	1	2	1	0		3.65	
			<b>52.20</b>												<b>47.51</b>	
Program Components				Factor												
Composition				2.67	6.00	6.50	6.25	6.00	6.50	6.25	6.25	5.25	6.25			6.21
Presentation				2.67	6.00	6.25	5.75	5.50	5.75	6.00	6.00	4.75	5.75			5.82
Skating Skills				2.67	6.25	6.50	6.00	6.25	6.75	6.00	6.50	5.50	5.75			6.18
<b>Judges Total Program Component Score (factored)</b>														<b>48.62</b>		
<b>Deductions:</b>				Falls	-2.00 (2)									<b>-2.00</b>		

Rank	Name	Nation	Starting Number	Total Segment Score	Total Element Score	Total Program Component Score (factored)						Total Deductions				
8	Brooke McINTOSH / Benjamin MIMAR	CAN	4	90.66	42.41	52.25						-4.00				
#	Executed Elements	Info	Base Value	GOE	J1	J2	J3	J4	J5	J6	J7	J8	J9	Ref.	Scores of Panel	
1	3Tw3		5.70	0.24	1	1	1	1	-1	0	-1	1	0		5.94	
2	3Tq+2T+1A+SEQ	q	6.60	-0.90	-1	-1	-2	-2	-3	-4	-2	-3	-2		5.70	
3	3S<	F	3.44	-1.72	-5	-5	-5	-5	-5	-5	-5	-5	-5		1.72	
4	5ALi	F	0.00	0.00	-	-	-	-	-	-	-	-	-		0.00	
5	3LzTh		5.30	-0.83	-1	-1	-3	-1	-2	-1	-1	-3	-2		4.47	
6	ChSq1		3.00	0.36	1	0	1	0	2	1	1	0	1		3.36	
7	BiDs2		3.40	0.39	1	0	0	1	2	1	2	2	1		3.79	
8	5RLi4		7.00	0.50	0	1	1	1	0	0	2	1	1		7.50	
9	3LoTh	F	5.00	-2.50	-5	-5	-5	-5	-5	-5	-5	-5	-5		2.50	
10	3Li1		3.90	-0.17	0	0	-1	0	-1	-1	0	0	-3		3.73	
11	PCoSp2		3.50	0.20	1	0	0	0	2	1	0	2	0		3.70	
			<b>46.84</b>												<b>42.41</b>	
Program Components				Factor												
Composition				2.67	6.50	6.50	6.25	6.50	6.50	7.00	7.25	6.50	7.25			6.68
Presentation				2.67	6.25	6.00	6.00	6.00	7.00	6.75	7.00	5.50	6.25			6.32
Skating Skills				2.67	6.75	6.25	6.25	6.50	6.50	7.25	7.00	6.25	6.75			6.57
<b>Judges Total Program Component Score (factored)</b>														<b>52.25</b>		
<b>Deductions:</b>				Falls	-4.00 (4)									<b>-4.00</b>		

Legend:							
#	Sequence number	GOE	Grade of Execution	Jx	Judges (x=1-9)	Ref.	Referee
<	Under-rotated jump	REP	Jump repetition	F	Fall	q	Jump landed on the quarter

#### Official Partners:



## WOMEN

<b>Espoo Metro Arena</b>	17 NOV 2023	17:00	Short Program
	18 NOV 2023	17:30	Free Skating

Size of Skating Arena:	30m*60m
Ice Conditions:	very good
Number of Entries:	12
Number of Participants:	12

Entry Withdrawn:	
------------------	--

<b>Short Program</b>		
Duration:	2:40 +/- 10 seconds	
Segment Factor:	1.00	
<b>Program Component Factors:</b>	Composition	1.33
	Presentation	1.33
	Skating Skills	1.33

<b>Free Skating</b>		
Duration:	4:00 +/- 10 seconds	
Segment Factor:	1.00	
<b>Program Component Factors:</b>	Composition	2.67
	Presentation	2.67
	Skating Skills	2.67

### Official Partners:



## PANEL OF JUDGES

### WOMEN

#### Officials

Technical Controller	Ms. Leena LAAKSONEN	ISU
Technical Specialist	Mr. Jayson PEACE	ISU
Technical Specialist	Ms. Vera VANDECAVEYE	ISU

#### Judges

Referee	Ms. Alice WALDER	ISU
Judge No. 1	Ms. Pia ALHONEN	FIN
Judge No. 2	Ms. Ayumi ONO	JPN
Judge No. 3	Ms. Christine BLANC	SUI
Judge No. 4	Ms. Florence VUYLSTEKER	FRA
Judge No. 5	Ms. Jelena GALIMOVA	EST
Judge No. 6	Mr. Jeroen PRINS	NED
Judge No. 7	Ms. Kyung Won SAKONG	KOR
Judge No. 8	Ms. Kathaleen CUTONE	USA
Judge No. 9	Ms. Rui ZHAO	CHN

#### Data/Replay Operator

Data Operator	Ms. Theresa KATZLINGER	ISU
Replay Operator	Mr. Eugen LARASSER	ISU

#### Official Partners:



## RESULTS

### WOMEN

Pl.	Name	Nation	Total Score	SP	FS
1	Kaori SAKAMOTO	JPN	205.21	1	1
2	Rion SUMIYOSHI	JPN	190.21	2	3
3	Amber GLENN	USA	185.39	11	2
4	Chaeyeon KIM	KOR	181.42	3	4
5	Lorine SCHILD	FRA	175.71	5	6
6	Nella PELKONEN	FIN	172.88	8	5
7	Lara Naki GUTMANN	ITA	168.33	7	8
8	Young YOU	KOR	168.14	4	9
9	Mana KAWABE	JPN	161.00	12	7
10	Starr ANDREWS	USA	154.42	9	10
11	Janna JYRKINEN	FIN	153.74	6	11
12	Oona OUNASVUORI	FIN	144.16	10	12

**Ms. Alice WALDER, ISU**  
Referee

**Ms. Leena LAAKSONEN, ISU**  
Technical Controller

Legend:					
SP	Short Program	FS	Free Skating	Pl.	Place

#### Official Partners:




## RESULTS

### WOMEN SHORT PROGRAM

Pl.	Name	Nation	Total Segment Score
1	Kaori SAKAMOTO	JPN	69.69
2	Rion SUMIYOSHI	JPN	68.65
3	Chaeyeon KIM	KOR	66.19
4	Young YOU	KOR	63.46
5	Lorine SCHILD	FRA	61.07
6	Janna JYRKINEN	FIN	58.63
7	Lara Naki GUTMANN	ITA	58.24
8	Nella PELKONEN	FIN	58.12
9	Starr ANDREWS	USA	57.36
10	Oona OUNASVUORI	FIN	54.21
11	Amber GLENN	USA	51.61
12	Mana KAWABE	JPN	50.12



**Ms. Alice WALDER, ISU**  
Referee



**Ms. Leena LAAKSONEN, ISU**  
Technical Controller

#### Official Partners:



## JUDGES DETAILS PER SKATER

### WOMEN SHORT PROGRAM

Rank	Name	Nation	Starting Number	Total Segment Score	Total Element Score	Total Program Component Score (factored)						Total Deductions				
1	Kaori SAKAMOTO	JPN	12	69.69	34.84	34.85						0.00				
#	Executed Elements	Info	Base Value	GOE	J1	J2	J3	J4	J5	J6	J7	J8	J9	Ref.	Scores of Panel	
1	2A		3.30	1.37	4	4	4	4	4	4	5	5	3		4.67	
2	3Lz!	!	5.90	0.59	1	1	1	-1	1	2	1	1	1		6.49	
3	FCSp4		3.20	0.82	2	4	2	1	4	3	2	3	2		4.02	
4	2F+3T		6.60	x 0.54	1	1	0	1	3	1	1	3	1		7.14	
5	LSp4		2.70	0.89	4	2	3	3	4	4	4	2	3		3.59	
6	StSq3		3.30	1.18	3	4	3	3	4	4	4	4	3		4.48	
7	CCoSp4		3.50	0.95	2	3	3	1	3	3	3	3	2		4.45	
			<b>28.50</b>												<b>34.84</b>	
Program Components			Factor													
Composition			1.33	8.75	8.50	8.25	8.25	8.75	9.00	8.75	9.00	8.50				8.64
Presentation			1.33	8.75	8.50	8.50	8.50	9.00	9.25	8.50	9.25	8.25				8.71
Skating Skills			1.33	9.25	8.50	8.75	8.75	9.00	8.75	9.00	9.25	8.50				8.86
<b>Judges Total Program Component Score (factored)</b>																<b>34.85</b>
<b>Deductions:</b>															<b>0.00</b>	

Rank	Name	Nation	Starting Number	Total Segment Score	Total Element Score	Total Program Component Score (factored)						Total Deductions				
2	Rion SUMIYOSHI	JPN	4	68.65	38.16	30.49						0.00				
#	Executed Elements	Info	Base Value	GOE	J1	J2	J3	J4	J5	J6	J7	J8	J9	Ref.	Scores of Panel	
1	2A		3.30	0.52	2	2	2	1	2	1	1	1	2		3.82	
2	3F+3T		9.50	1.14	3	2	1	2	2	2	2	3	2		10.64	
3	CCoSp4		3.50	0.85	2	3	3	3	2	2	3	2	2		4.35	
4	3Lz	x	6.49	0.76	2	1	0	0	2	1	2	1	2		7.25	
5	LSp3		2.40	0.65	4	3	2	2	3	3	4	2	2		3.05	
6	StSq4		3.90	1.17	3	3	3	3	3	3	3	3	2		5.07	
7	FCSp4		3.20	0.78	3	3	2	2	3	2	2	2	3		3.98	
			<b>32.29</b>												<b>38.16</b>	
Program Components			Factor													
Composition			1.33	8.25	8.00	7.25	7.75	7.75	7.00	7.25	8.00	7.75				7.68
Presentation			1.33	8.25	7.75	7.50	8.00	7.50	7.50	7.50	7.75	7.50				7.64
Skating Skills			1.33	8.00	7.75	7.25	7.75	7.75	7.25	7.00	7.75	7.75				7.61
<b>Judges Total Program Component Score (factored)</b>																<b>30.49</b>
<b>Deductions:</b>															<b>0.00</b>	

Rank	Name	Nation	Starting Number	Total Segment Score	Total Element Score	Total Program Component Score (factored)						Total Deductions				
3	Chaeyeon KIM	KOR	11	66.19	35.00	31.19						0.00				
#	Executed Elements	Info	Base Value	GOE	J1	J2	J3	J4	J5	J6	J7	J8	J9	Ref.	Scores of Panel	
1	2A		3.30	0.66	2	2	2	2	2	2	2	2	2		3.96	
2	3Lz+3T<	<	9.26	-1.01	-1	-2	-2	-1	-2	-1	-2	-2	-2		8.25	
3	FCSp4		3.20	0.73	2	3	2	2	3	2	3	2	2		3.93	
4	3F	x	5.83	1.06	2	3	1	1	2	2	2	3	2		6.89	
5	LSp4		2.70	0.73	3	3	3	3	4	2	3	2	2		3.43	
6	StSq3		3.30	0.99	3	4	3	3	4	3	3	2	2		4.29	
7	CCoSp4		3.50	0.75	2	2	3	0	3	2	3	1	2		4.25	
			<b>31.09</b>												<b>35.00</b>	
Program Components			Factor													
Composition			1.33	8.25	7.75	7.75	7.75	8.50	7.25	7.50	7.75	7.25				7.71
Presentation			1.33	8.00	7.75	8.00	7.75	8.25	6.00	7.50	7.75	7.25				7.71
Skating Skills			1.33	8.00	8.00	8.25	8.25	8.50	8.25	7.50	7.75	7.75				8.04
<b>Judges Total Program Component Score (factored)</b>																<b>31.19</b>
<b>Deductions:</b>															<b>0.00</b>	

Official Partners:





## JUDGES DETAILS PER SKATER

### WOMEN SHORT PROGRAM

Rank	Name	Nation	Starting Number	Total Segment Score	Total Element Score	Total Program Component Score (factored)						Total Deductions			
4	Young YOU	KOR	10	63.46	33.35	30.11						0.00			
#	Executed Elements	Info	Base Value	GOE	J1	J2	J3	J4	J5	J6	J7	J8	J9	Ref.	Scores of Panel
1	3Lz+2T		7.20	0.34	0	1	0	0	2	0	1	1	1		7.54
2	2A		3.30	0.75	2	3	3	2	3	2	2	2	2		4.05
3	FCSp3		2.80	0.48	0	2	2	2	2	1	2	1	2		3.28
4	LSp4		2.70	0.62	2	2	2	2	3	2	3	3	2		3.32
5	3F!	!	5.83	x 0.23	0	1	0	-1	0	1	1	1	0		6.06
6	StSq4		3.90	1.00	3	3	2	2	2	2	3	3	3		4.90
7	CCoSp4		3.50	0.70	1	2	2	1	3	2	2	3	2		4.20
			<b>29.23</b>												<b>33.35</b>
Program Components			Factor												
Composition			1.33	7.50	7.50	7.00	6.75	8.00	6.50	7.50	8.00	8.00	8.00		7.46
Presentation			1.33	7.00	7.50	7.50	6.75	8.00	7.25	7.50	8.25	7.75		7.50	
Skating Skills			1.33	7.75	7.50	7.00	7.75	7.75	7.50	7.75	7.75	8.00		7.68	
<b>Judges Total Program Component Score (factored)</b>															<b>30.11</b>
<b>Deductions:</b>															<b>0.00</b>

Rank	Name	Nation	Starting Number	Total Segment Score	Total Element Score	Total Program Component Score (factored)						Total Deductions			
5	Lorine SCHILD	FRA	5	61.07	34.48	26.59						0.00			
#	Executed Elements	Info	Base Value	GOE	J1	J2	J3	J4	J5	J6	J7	J8	J9	Ref.	Scores of Panel
1	3Lz+3T		10.10	0.51	1	0	0	2	0	1	1	2	1		10.61
2	3Lo		4.90	0.84	2	1	2	1	2	2	1	2	2		5.74
3	CCoSp4		3.50	0.45	1	2	2	2	1	1	1	1	1		3.95
4	StSq3		3.30	0.38	2	1	1	1	0	1	1	2	1		3.68
5	FCSp4		3.20	0.41	1	1	2	1	2	0	2	1	1		3.61
6	2A	x	3.63	0.33	1	1	1	1	1	1	1	1	1		3.96
7	LSp4		2.70	0.23	2	1	1	2	0	0	0	1	1		2.93
			<b>31.33</b>												<b>34.48</b>
Program Components			Factor												
Composition			1.33	7.00	6.25	6.75	6.50	6.50	5.50	7.00	7.00	6.75		6.68	
Presentation			1.33	7.00	6.50	6.50	6.00	6.50	6.25	7.00	7.25	6.50		6.61	
Skating Skills			1.33	7.00	6.50	6.50	6.75	7.00	6.50	6.75	7.00	6.50		6.71	
<b>Judges Total Program Component Score (factored)</b>															<b>26.59</b>
<b>Deductions:</b>															<b>0.00</b>

Rank	Name	Nation	Starting Number	Total Segment Score	Total Element Score	Total Program Component Score (factored)						Total Deductions			
6	Janna JYRKINEN	FIN	3	58.63	32.84	25.79						0.00			
#	Executed Elements	Info	Base Value	GOE	J1	J2	J3	J4	J5	J6	J7	J8	J9	Ref.	Scores of Panel
1	3Lz+3T		10.10	0.34	1	0	1	0	1	0	0	1	1		10.44
2	2A		3.30	0.42	2	1	1	1	2	1	1	1	2		3.72
3	FCSp3		2.80	0.32	1	0	2	1	0	1	2	1	2		3.12
4	3Lo	x	5.39	0.70	1	1	2	2	1	1	1	2	2		6.09
5	StSq2		2.60	0.26	1	1	3	1	-2	0	0	2	2		2.86
6	CCoSp4		3.50	0.10	1	1	0	0	0	0	0	0	1		3.60
7	LSp4		2.70	0.31	2	1	0	1	1	2	1	1	1		3.01
			<b>30.39</b>												<b>32.84</b>
Program Components			Factor												
Composition			1.33	6.50	6.75	6.50	6.00	6.25	6.50	6.25	6.50	7.00		6.46	
Presentation			1.33	6.50	6.50	6.75	5.75	6.25	5.75	6.25	6.75	6.75		6.39	
Skating Skills			1.33	6.00	6.75	6.50	6.50	6.50	6.75	6.00	6.75	6.75		6.54	
<b>Judges Total Program Component Score (factored)</b>															<b>25.79</b>
<b>Deductions:</b>															<b>0.00</b>

#### Official Partners:



## JUDGES DETAILS PER SKATER

### WOMEN SHORT PROGRAM

Rank	Name	Nation	Starting Number	Total Segment Score	Total Element Score	Total Program Component Score (factored)						Total Deductions				
7	Lara Naki GUTMANN	ITA	6	58.24	28.94	29.30						0.00				
#	Executed Elements	Info	Base Value	GOE	J1	J2	J3	J4	J5	J6	J7	J8	J9	Ref.	Scores of Panel	
1	3T+2T		5.50	0.84	2	3	1	3	2	2	2	2	1		6.34	
2	3F		5.30	1.14	3	2	2	2	2	2	3	2	2		6.44	
3	SSp4		2.50	0.43	2	3	1	0	1	1	3	2	2		2.93	
4	2A<	<	2.90	x -0.57	-2	-2	-3	-3	-2	-2	-2	-2	-2		2.33	
5	CCoSp4		3.50	0.65	3	3	1	1	1	1	3	2	2		4.15	
6	StSq2		2.60	0.63	1	3	3	2	2	3	3	2	2		3.23	
7	FCSp4		3.20	0.32	0	0	0	1	1	1	2	2	2		3.52	
			<b>25.50</b>												<b>28.94</b>	
Program Components			Factor													
Composition			1.33	7.50	7.50	8.00	7.75	7.25	8.00	7.50	8.25	7.25				7.64
Presentation			1.33	7.25	7.50	7.00	8.00	7.25	7.50	7.25	8.00	7.00				7.39
Skating Skills			1.33	7.00	7.00	7.00	7.50	7.00	6.25	7.25	7.25	6.50				7.00
<b>Judges Total Program Component Score (factored)</b>																<b>29.30</b>
<b>Deductions:</b>															<b>0.00</b>	

Rank	Name	Nation	Starting Number	Total Segment Score	Total Element Score	Total Program Component Score (factored)						Total Deductions				
8	Nella PELKONEN	FIN	1	58.12	32.41	25.71						0.00				
#	Executed Elements	Info	Base Value	GOE	J1	J2	J3	J4	J5	J6	J7	J8	J9	Ref.	Scores of Panel	
1	3T+3T		8.40	0.84	2	2	2	2	3	1	2	2	2		9.24	
2	3Lz		5.90	-0.17	-1	1	-1	0	0	0	0	-1	0		5.73	
3	StSq3		3.30	0.33	1	1	1	1	1	1	1	1	1		3.63	
4	SSp3		2.10	0.21	2	1	0	-1	2	0	0	2	2		2.31	
5	2A	x	3.63	0.66	2	3	1	2	2	2	2	2	2		4.29	
6	FCSp4		3.20	0.50	2	2	2	1	2	1	1	2	1		3.70	
7	CCoSp3		3.00	0.51	2	2	2	1	2	1	2	2	1		3.51	
			<b>29.53</b>												<b>32.41</b>	
Program Components			Factor													
Composition			1.33	7.00	6.50	6.00	6.00	6.50	6.50	6.25	6.75	6.50				6.43
Presentation			1.33	6.75	6.50	6.50	6.00	6.25	6.00	6.00	7.00	6.50				6.36
Skating Skills			1.33	6.25	7.00	6.25	6.25	6.75	6.75	6.00	6.50	7.00				6.54
<b>Judges Total Program Component Score (factored)</b>																<b>25.71</b>
<b>Deductions:</b>															<b>0.00</b>	

Rank	Name	Nation	Starting Number	Total Segment Score	Total Element Score	Total Program Component Score (factored)						Total Deductions				
9	Starr ANDREWS	USA	7	57.36	28.66	28.70						0.00				
#	Executed Elements	Info	Base Value	GOE	J1	J2	J3	J4	J5	J6	J7	J8	J9	Ref.	Scores of Panel	
1	3T<+3T<	<	6.72	-1.68	-5	-5	-5	-5	-5	-5	-5	-5	-5		5.04	
2	2A		3.30	0.42	1	1	1	1	2	2	1	3	1		3.72	
3	FSSp4		3.00	0.43	2	2	1	1	1	1	1	3	2		3.43	
4	3Loq	q	5.39	x -0.56	-1	-1	-1	-2	-1	-1	-2	0	-1		4.83	
5	CCoSp4		3.50	1.00	3	3	3	2	3	3	3	3	2		4.50	
6	StSq3		3.30	0.52	1	3	0	1	2	2	1	2	2		3.82	
7	LSp4		2.70	0.62	2	3	2	2	3	2	2	3	2		3.32	
			<b>27.91</b>												<b>28.66</b>	
Program Components			Factor													
Composition			1.33	7.50	7.25	6.75	6.00	7.00	6.50	7.00	8.25	7.25				7.04
Presentation			1.33	7.75	7.50	7.50	5.25	7.25	8.00	6.75	8.25	7.25				7.43
Skating Skills			1.33	6.75	7.25	7.00	7.00	7.25	7.25	7.00	7.75	7.00				7.11
<b>Judges Total Program Component Score (factored)</b>																<b>28.70</b>
<b>Deductions:</b>															<b>0.00</b>	

#### Official Partners:



## JUDGES DETAILS PER SKATER

### WOMEN SHORT PROGRAM

Rank	Name	Nation	Starting Number	Total Segment Score	Total Element Score	Total Program Component Score (factored)						Total Deductions				
10	Oona OUNASVUORI	FIN	2	54.21	30.51	24.70						-1.00				
#	Executed Elements	Info	Base Value	GOE	J1	J2	J3	J4	J5	J6	J7	J8	J9	Ref.	Scores of Panel	
1	3Lz+2T		7.20	0.08	0	-1	0	0	1	0	0	0	1		7.28	
2	2A		3.30	0.66	2	2	2	2	3	2	2	2	2		3.96	
3	FCSp4		3.20	0.41	1	1	1	0	2	1	2	1	2		3.61	
4	3F		5.83	x 0.45	1	1	2	0	1	1	-1	1	1		6.28	
5	CCoSp4		3.50	-0.30	-1	0	0	-1	-1	-3	-2	0	-1		3.20	
6	StSq3		3.30	0.09	0	1	0	-1	0	0	0	1	1		3.39	
7	SSp4		2.50	0.29	1	2	1	0	0	1	2	2	1		2.79	
			<b>28.83</b>												<b>30.51</b>	
Program Components			Factor													
Composition			1.33	6.25	6.25	6.00	5.25	6.50	5.50	6.00	7.00	6.75			6.18	
Presentation			1.33	6.00	6.50	6.00	5.00	6.50	5.00	6.00	7.25	6.50			6.07	
Skating Skills			1.33	6.25	6.50	5.75	6.00	6.50	6.25	6.25	6.50	6.50			6.32	
<b>Judges Total Program Component Score (factored)</b>																<b>24.70</b>
<b>Deductions:</b>			Falls	-1.00 (1)											<b>-1.00</b>	

Rank	Name	Nation	Starting Number	Total Segment Score	Total Element Score	Total Program Component Score (factored)						Total Deductions				
11	Amber GLENN	USA	9	51.61	22.68	28.93						0.00				
#	Executed Elements	Info	Base Value	GOE	J1	J2	J3	J4	J5	J6	J7	J8	J9	Ref.	Scores of Panel	
1	2F*	*	0.00	0.00	-	-	-	-	-	-	-	-	-		0.00	
2	CCoSp4		3.50	0.70	0	2	3	2	3	1	1	3	2		4.20	
3	2A		3.30	0.28	0	1	2	0	2	1	1	1	0		3.58	
4	3Lo<+2T	<	5.74	x -0.84	-2	-2	-3	-3	-2	-2	-2	-2	-2		4.90	
5	FSSp3		2.60	0.37	1	1	2	0	2	1	1	2	2		2.97	
6	StSq3		3.30	0.57	1	2	1	2	3	2	1	2	2		3.87	
7	LSp4		2.70	0.46	1	2	2	0	3	2	2	2	1		3.16	
			<b>21.14</b>												<b>22.68</b>	
Program Components			Factor													
Composition			1.33	7.00	7.25	7.00	7.00	8.00	6.75	6.75	7.75	7.50			7.18	
Presentation			1.33	6.75	7.00	7.75	7.00	7.50	7.00	6.50	7.50	7.50			7.18	
Skating Skills			1.33	6.75	7.25	7.75	7.00	8.00	7.25	6.75	8.00	7.75			7.39	
<b>Judges Total Program Component Score (factored)</b>																<b>28.93</b>
<b>Deductions:</b>																<b>0.00</b>

Rank	Name	Nation	Starting Number	Total Segment Score	Total Element Score	Total Program Component Score (factored)						Total Deductions				
12	Mana KAWABE	JPN	8	50.12	23.63	28.49						-2.00				
#	Executed Elements	Info	Base Value	GOE	J1	J2	J3	J4	J5	J6	J7	J8	J9	Ref.	Scores of Panel	
1	2A		3.30	0.61	2	2	1	1	3	2	2	2	2		3.91	
2	3F!q	F	5.30	-2.65	-5	-5	-5	-5	-5	-5	-5	-5	-5		2.65	
3	FCSp4		3.20	0.59	2	3	2	0	3	2	1	1	2		3.79	
4	3Lz<+COMBO	F	5.19	x -2.36	-5	-5	-5	-5	-5	-5	-5	-5	-5		2.83	
5	SSp4		2.50	0.43	2	2	1	1	2	2	2	0	2		2.93	
6	StSq2		2.60	0.67	2	4	2	0	3	3	3	3	2		3.27	
7	CCoSp4		3.50	0.75	2	2	2	2	3	2	2	3	2		4.25	
			<b>25.59</b>												<b>23.63</b>	
Program Components			Factor													
Composition			1.33	7.00	7.75	6.75	6.25	8.00	6.25	6.75	7.50	7.50			7.07	
Presentation			1.33	6.50	7.00	7.00	5.75	7.75	6.75	6.75	7.50	7.25			6.96	
Skating Skills			1.33	7.00	7.50	7.25	6.50	8.25	7.75	7.00	7.75	7.50			7.39	
<b>Judges Total Program Component Score (factored)</b>																<b>28.49</b>
<b>Deductions:</b>			Falls	-2.00 (2)											<b>-2.00</b>	

#### Official Partners:



## JUDGES DETAILS PER SKATER

### WOMEN SHORT PROGRAM

Legend:						
#	Sequence number	GOE	Grade of Execution	Jx	Judges (x=1-9)	Ref. Referee
*	Invalid element	<	Under-rotated jump	x	Credit for highlight distribution, base value multiplied by 1.1	
!	Not clear edge	F	Fall	q	Jump landed on the quarter	

#### Official Partners:



## RESULTS

### WOMEN FREE SKATING

Pl.	Name	Nation	Total Segment Score
1	Kaori SAKAMOTO	JPN	135.52
2	Amber GLENN	USA	133.78
3	Rion SUMIYOSHI	JPN	121.56
4	Chaeyeon KIM	KOR	115.23
5	Nella PELKONEN	FIN	114.76
6	Lorine SCHILD	FRA	114.64
7	Mana KAWABE	JPN	110.88
8	Lara Naki GUTMANN	ITA	110.09
9	Young YOU	KOR	104.68
10	Starr ANDREWS	USA	97.06
11	Janna JYRKINEN	FIN	95.11
12	Oona OUNASVUORI	FIN	89.95

**Ms. Alice WALDER, ISU**  
Referee

**Ms. Leena LAAKSONEN, ISU**  
Technical Controller

#### Official Partners:



## JUDGES DETAILS PER SKATER

### WOMEN FREE SKATING

Rank	Name	Nation	Starting Number	Total Segment Score	Total Element Score	Total Program Component Score (factored)						Total Deductions				
1	Kaori SAKAMOTO	JPN	12	135.52	67.79	68.73						-1.00				
#	Executed Elements	Info	Base Value	GOE	J1	J2	J3	J4	J5	J6	J7	J8	J9	Ref.	Scores of Panel	
1	2A		3.30	1.27	4	5	4	3	4	4	3	4	4		4.57	
2	3Lze	e	4.72	-0.74	-1	0	-1	-3	-1	-2	-3	-1	-2		3.98	
3	3S<		3.44	-0.49	3	-1	-2	-3	-1	-2	-2	-1	-1		2.95	
4	CCoSp4		3.50	0.90	3	3	2	3	3	2	2	3	2		4.40	
5	StSq4		3.90	1.11	3	3	3	2	3	3	3	4	2		5.01	
6	3F+2T		6.60	0.98	1	2	2	2	2	1	2	2	2		7.58	
7	FSSp4		3.00	0.56	2	2	2	1	3	2	0	2	2		3.56	
8	3F+3T		10.45	x 1.44	3	4	2	2	3	2	2	4	3		11.89	
9	2A+3T+2T		9.68	x 1.32	3	4	3	3	4	2	2	4	3		11.00	
10	ChSq1		3.00	1.50	4	4	3	3	3	2	3	3	2		4.50	
11	3Loq	q	5.39	x -1.19	-2	-2	-2	-2	-4	-3	-2	-3	-3		4.20	
12	FCCoSp4		3.50	0.65	1	2	2	2	3	1	1	3	2		4.15	
			<b>60.48</b>												<b>67.79</b>	
Program Components				Factor												
Composition				2.67	9.00	8.50	8.00	8.50	8.75	7.75	8.25	8.75	8.50			8.46
Presentation				2.67	8.75	8.75	8.25	8.50	8.75	8.50	7.75	8.75	8.75	8.50		8.57
Skating Skills				2.67	9.00	8.50	8.75	8.75	9.00	8.00	8.50	8.75	8.75			8.71
<b>Judges Total Program Component Score (factored)</b>														<b>68.73</b>		
<b>Deductions:</b>				Time violation	-1.00									<b>-1.00</b>		

Rank	Name	Nation	Starting Number	Total Segment Score	Total Element Score	Total Program Component Score (factored)						Total Deductions				
2	Amber GLENN	USA	2	133.78	70.63	63.15						0.00				
#	Executed Elements	Info	Base Value	GOE	J1	J2	J3	J4	J5	J6	J7	J8	J9	Ref.	Scores of Panel	
1	1A		1.10	0.06	0	1	0	0	1	1	0	1	1		1.16	
2	3F+3T		9.50	1.14	2	2	2	3	2	1	3	3	1		10.64	
3	3Lo+2T		6.20	0.77	1	3	1	1	1	2	2	2	2		6.97	
4	3S		4.30	0.86	2	3	2	2	2	1	1	3	2		5.16	
5	FSSp4		3.00	0.60	2	2	2	2	2	1	2	3	2		3.60	
6	StSq3		3.30	0.85	3	4	2	3	2	1	3	3	2		4.15	
7	3Lz+2A+2T+SEQ		11.55	x 1.35	2	3	2	3	2	2	2	3	2		12.90	
8	3Lo		5.39	x 1.40	3	4	2	2	2	3	3	4	3		6.79	
9	3F		5.83	x 1.21	2	3	2	2	2	1	3	3	2		7.04	
10	ChSq1		3.00	1.43	3	4	2	3	3	2	3	3	3		4.43	
11	CCoSp4		3.50	0.90	2	3	2	3	4	1	3	3	2		4.40	
12	LSp4		2.70	0.69	3	3	3	3	3	2	2	2	2		3.39	
			<b>59.37</b>												<b>70.63</b>	
Program Components				Factor												
Composition				2.67	8.00	8.25	7.75	6.75	7.75	6.50	7.75	8.25	8.25			7.79
Presentation				2.67	8.00	8.50	7.75	7.00	7.75	6.75	8.00	8.25	8.00			7.82
Skating Skills				2.67	8.00	8.25	8.25	7.75	8.25	7.25	7.75	8.00	8.25			8.04
<b>Judges Total Program Component Score (factored)</b>														<b>63.15</b>		
<b>Deductions:</b>														<b>0.00</b>		

Official Partners:



## JUDGES DETAILS PER SKATER

### WOMEN FREE SKATING

Rank	Name	Nation	Starting Number	Total Segment Score	Total Element Score	Total Program Component Score (factored)						Total Deductions				
3	Rion SUMIYOSHI	JPN	11	121.56	60.30	62.26						-1.00				
#	Executed Elements	Info	Base Value	GOE	J1	J2	J3	J4	J5	J6	J7	J8	J9	Ref.	Scores of Panel	
1	2A+3T		7.50	1.14	3	3	2	3	3	3	3	2	2		8.64	
2	4T<	<	7.60	-2.82	-4	-4	-4	-4	-3	-3	-3	-4	-5		4.78	
3	FCCoSp4		3.50	1.00	2	4	3	3	3	3	3	3	2		4.50	
4	3Lz<	<	4.72	-2.23	-5	-5	-4	-5	-5	-5	-4	-4	-5		2.49	
5	3Lo	F	4.90	-2.45	-5	-5	-5	-5	-5	-5	-5	-5	-5		2.45	
6	StSq3		3.30	0.90	2	4	2	3	3	4	2	3	2		4.20	
7	3Fq+3T<	<	9.53	x -1.97	-3	-4	-4	-5	-4	-3	-4	-4	-3		7.56	
8	3S+2T+2Lo		8.03	x 0.43	2	2	0	1	1	1	1	0	1		8.46	
9	3F		5.83	x 0.53	2	2	0	0	2	1	0	1	1		6.36	
10	LSp4		2.70	0.85	3	4	2	3	3	4	3	3	3		3.55	
11	ChSq1		3.00	1.00	1	3	0	1	2	3	3	2	2		4.00	
12	CCoSp4V		2.63	0.68	3	3	2	2	3	2	3	3	2		3.31	
			<b>63.24</b>												<b>60.30</b>	
Program Components				Factor												
Composition				2.67	8.00	8.00	7.25	7.25	8.25	7.75	8.00	7.75	7.75	7.75		7.79
Presentation				2.67	7.50	7.75	7.00	7.25	8.25	7.50	7.75	7.75	7.75	7.50		7.57
Skating Skills				2.67	8.25	8.25	7.50	7.25	8.25	8.25	7.75	8.00	7.75		7.96	
<b>Judges Total Program Component Score (factored)</b>															<b>62.26</b>	
<b>Deductions:</b>				Falls	-1.00 (1)										<b>-1.00</b>	

Rank	Name	Nation	Starting Number	Total Segment Score	Total Element Score	Total Program Component Score (factored)						Total Deductions			
4	Chaeyeon KIM	KOR	10	115.23	54.42	61.81						-1.00			
#	Executed Elements	Info	Base Value	GOE	J1	J2	J3	J4	J5	J6	J7	J8	J9	Ref.	Scores of Panel
1	2A		3.30	0.94	3	3	3	3	3	2	3	3	2		4.24
2	3Lz	F	5.90	-2.95	-5	-5	-5	-5	-5	-5	-5	-5	-5		2.95
3	3Lo		4.90	0.35	0	0	1	0	1	1	1	1	1		5.25
4	3Flq+2T	!	6.60	-1.14	-2	2	-2	-3	-2	-3	-1	-3	-2		5.46
5	FCCoSp4		3.50	0.90	0	3	3	3	3	1	3	4	2		4.40
6	3Fl<+2T+2Loq	<	7.96	x -1.88	-5	-4	-3	-5	-4	-5	-3	-5	-5		6.08
7	3Lz+2A<+SEQ	<	9.39	x -2.87	-4	-4	-5	-5	-5	-5	-5	-5	-5		6.52
8	StSq4		3.90	0.84	2	4	2	2	2	2	3	2	1		4.74
9	ChSq1		3.00	0.79	1	3	0	2	1	1	3	2	1		3.79
10	3S<	<	3.78	x -0.59	-1	-1	-2	-2	-2	-2	-1	-2	-2		3.19
11	FCSp3		2.80	0.60	2	3	2	2	2	1	3	2	2		3.40
12	CCoSp4		3.50	0.90	1	3	3	2	3	2	3	3	2		4.40
			<b>58.53</b>												<b>54.42</b>
Program Components				Factor											
Composition				2.67	7.75	8.25	7.75	8.50	7.75	6.00	8.25	7.50	7.25		7.79
Presentation				2.67	7.50	7.75	7.25	8.25	8.00	6.75	7.75	6.75	7.00		7.43
Skating Skills				2.67	8.00	8.25	7.75	8.00	8.25	7.75	8.00	7.75	7.25		7.93
<b>Judges Total Program Component Score (factored)</b>															<b>61.81</b>
<b>Deductions:</b>				Falls	-1.00 (1)										<b>-1.00</b>

Official Partners:



## JUDGES DETAILS PER SKATER

### WOMEN FREE SKATING

Rank	Name	Nation	Starting Number	Total Segment Score	Total Element Score	Total Program Component Score (factored)						Total Deductions			
5	Nella PELKONEN	FIN	5	114.76	59.24	55.52						0.00			
#	Executed Elements	Info	Base Value	GOE	J1	J2	J3	J4	J5	J6	J7	J8	J9	Ref.	Scores of Panel
1	3T+3T		8.40	0.78	2	2	3	1	2	1	2	2	2		9.18
2	3Lo		4.90	0.84	2	0	2	1	1	2	2	3	2		5.74
3	3Lz+2A+2T+SEQ	!	10.50	-0.25	-1	0	1	0	0	-2	1	-1	-2		10.25
4	3F		5.30	0.98	2	2	2	1	2	1	2	3	2		6.28
5	CCoSp4		3.50	0.80	3	2	2	2	2	2	3	3	2		4.30
6	3S+2T		5.60	0.55	1	1	1	2	2	0	1	2	1		6.15
7	1Lz	x	0.66	-0.04	-2	0	0	-1	-1	-1	0	-1	-1		0.62
8	FCSp4		3.20	0.27	0	0	1	2	2	0	2	0	1		3.47
9	StSq2		2.60	0.07	0	2	-2	1	1	-1	0	1	0		2.67
10	2A	x	3.63	0.66	2	2	2	2	2	2	2	3	2		4.29
11	ChSq1		3.00	1.07	3	3	1	3	1	2	1	3	2		4.07
12	SSp3		2.10	0.12	0	2	0	0	0	1	1	1	1		2.22
			<b>53.39</b>												<b>59.24</b>
Program Components				Factor											
Composition				2.67	7.00	6.75	5.75	7.25	7.25	5.50	6.75	7.25	7.25		6.86
Presentation				2.67	7.00	7.00	6.50	7.25	7.00	5.75	6.50	7.25	7.00		6.89
Skating Skills				2.67	6.75	7.00	6.75	7.25	7.25	7.00	6.75	7.50	7.25		7.04
<b>Judges Total Program Component Score (factored)</b>														<b>55.52</b>	
<b>Deductions:</b>														<b>0.00</b>	
Rank	Name	Nation	Starting Number	Total Segment Score	Total Element Score	Total Program Component Score (factored)						Total Deductions			
6	Lorine SCHILD	FRA	8	114.64	61.91	54.73						-2.00			
#	Executed Elements	Info	Base Value	GOE	J1	J2	J3	J4	J5	J6	J7	J8	J9	Ref.	Scores of Panel
1	3Lz+3T		10.10	0.76	1	0	1	2	1	1	2	2	1		10.86
2	3Lz		5.90	1.01	1	1	2	2	0	2	3	2	2		6.91
3	3Feq	F	4.24	-2.12	-5	-5	-5	-5	-5	-5	-5	-5	-5		2.12
4	CCoSp4		3.50	-0.10	-2	-1	0	1	-1	0	1	-1	0		3.40
5	3Lo+2A+2T+SEQ		9.50	0.28	0	-1	0	2	0	1	1	1	1		9.78
6	3Lo	x	5.39	0.70	1	1	2	2	1	2	1	2	1		6.09
7	StSq2		2.60	0.37	1	0	1	2	1	2	2	2	1		2.97
8	3S+2T	x	6.16	-0.06	-1	0	-1	0	0	0	0	0	0		6.10
9	FCCoSp4		3.50	0.35	-2	1	1	2	1	0	1	1	2		3.85
10	ChSq1		3.00	0.07	0	0	-2	0	0	1	1	0	0		3.07
11	2A	x	3.63	0.24	1	0	0	1	1	1	1	1	0		3.87
12	LSp4		2.70	0.19	1	0	0	2	0	1	1	1	1		2.89
			<b>60.22</b>												<b>61.91</b>
Program Components				Factor											
Composition				2.67	6.50	6.00	5.75	7.50	6.75	7.00	7.25	7.25	7.00		6.82
Presentation				2.67	6.50	5.75	5.75	7.25	7.00	5.75	7.50	6.75	6.75		6.54
Skating Skills				2.67	7.00	6.50	6.50	7.50	7.00	7.50	7.50	7.25	7.25		7.14
<b>Judges Total Program Component Score (factored)</b>														<b>54.73</b>	
<b>Deductions:</b>				Time violation	-1.00	Falls	-1.00 (1)						<b>-2.00</b>		

#### Official Partners:





## JUDGES DETAILS PER SKATER

### WOMEN FREE SKATING

Rank	Name	Nation	Starting Number	Total Segment Score	Total Element Score	Total Program Component Score (factored)						Total Deductions				
7	Mana KAWABE	JPN	1	110.88	54.40	56.48						0.00				
#	Executed Elements	Info	Base Value	GOE	J1	J2	J3	J4	J5	J6	J7	J8	J9	Ref.	Scores of Panel	
1	2A+3T		7.50	0.84	2	2	2	2	1	2	2	2	2		8.34	
2	3F<+3T<	<	7.60	-2.12	-5	-5	-5	-5	-5	-5	-5	-5	-4		5.48	
3	3Lo		4.90	0.77	1	2	2	1	1	1	2	2	2		5.67	
4	2A		3.30	0.66	2	2	2	2	2	2	2	1	2		3.96	
5	FCSp4		3.20	0.59	1	2	2	0	2	2	2	2	2		3.79	
6	3Lz<+2T+2T	<	7.32	-1.35	-2	-2	-3	-4	-3	-3	-3	-4	-2		5.97	
7	3S		4.73	x 0.68	2	2	1	1	2	1	1	2	2		5.41	
8	3F1<	<	4.66	x -2.12	-5	-5	-5	-5	-5	-5	-5	-5	-5		2.54	
9	CCoSp4		3.50	0.35	1	0	1	2	1	0	1	2	1		3.85	
10	SSp3		2.10	0.36	2	2	1	2	0	2	1	2	2		2.46	
11	StSq2		2.60	0.33	2	1	0	1	1	1	1	2	2		2.93	
12	ChSq1		3.00	1.00	3	3	2	-2	3	0	2	1	3		4.00	
			<b>54.41</b>												<b>54.40</b>	
Program Components				Factor												
Composition				2.67	7.00	7.50	6.50	5.50	7.00	5.00	7.25	6.75	7.50			6.79
Presentation				2.67	6.75	7.25	6.50	5.25	7.25	6.25	6.75	6.75	7.25	7.50		6.86
Skating Skills				2.67	7.50	7.50	7.50	7.00	7.75	7.75	7.00	7.50	7.75			7.50
<b>Judges Total Program Component Score (factored)</b>															<b>56.48</b>	
<b>Deductions:</b>															<b>0.00</b>	
Rank	Name	Nation	Starting Number	Total Segment Score	Total Element Score	Total Program Component Score (factored)						Total Deductions				
8	Lara Naki GUTMANN	ITA	6	110.09	53.54	56.55						0.00				
#	Executed Elements	Info	Base Value	GOE	J1	J2	J3	J4	J5	J6	J7	J8	J9	Ref.	Scores of Panel	
1	3Lz!+1Eu+3S<	<	9.84	-1.94	-3	-3	-4	-4	-3	-4	-3	-3	-3		7.90	
2	3T+2Aq+SEQ	q	7.50	-0.42	0	-1	-1	-1	-1	-1	-1	-1	-1		7.08	
3	3F		5.30	0.68	1	2	1	0	1	1	1	2	2		5.98	
4	CSp4		2.60	0.45	1	2	1	0	1	2	3	3	2		3.05	
5	ChSq1		3.00	0.86	2	4	1	2	0	2	2	1	2		3.86	
6	3Lo<	<	3.92	-0.95	-3	-1	-3	-3	-3	-2	-2	-2	-2		2.97	
7	3Lz!<	<	5.19	x -2.36	-5	-5	-4	-5	-5	-5	-5	-5	-5		2.83	
8	2A<	<	2.90	x -1.28	-5	-5	-5	-3	-5	-5	-4	-5	-5		1.62	
9	3S+2T		6.16	x 0.18	0	1	0	1	0	0	0	1	1		6.34	
10	StSq3		3.30	0.61	1	3	2	1	0	2	2	3	2		3.91	
11	FCCoSp4		3.50	0.30	1	1	0	0	0	1	2	2	1		3.80	
12	CCoSp4		3.50	0.70	2	2	2	2	2	1	3	2	2		4.20	
			<b>56.71</b>												<b>53.54</b>	
Program Components				Factor												
Composition				2.67	7.50	7.00	7.50	7.00	6.75	6.50	6.75	7.75	7.50			7.14
Presentation				2.67	6.75	7.50	7.25	6.75	6.75	6.75	6.75	7.50	7.25			7.00
Skating Skills				2.67	6.75	7.50	7.00	7.00	7.25	5.50	7.25	7.00	7.00			7.04
<b>Judges Total Program Component Score (factored)</b>															<b>56.55</b>	
<b>Deductions:</b>															<b>0.00</b>	

#### Official Partners:



## JUDGES DETAILS PER SKATER

### WOMEN FREE SKATING

Rank	Name	Nation	Starting Number	Total Segment Score	Total Element Score	Total Program Component Score (factored)						Total Deductions				
9	Young YOU	KOR	9	104.68	47.38	59.30						-2.00				
#	Executed Elements	Info	Base Value	GOE	J1	J2	J3	J4	J5	J6	J7	J8	J9	Ref.	Scores of Panel	
1	3Lz<	F	4.72	-2.36	-5	-5	-5	-5	-5	-5	-5	-5	-5		2.36	
2	2A+2T		4.60	0.61	2	1	2	2	3	1	2	2	2		5.21	
3	1Lo		0.50	-0.05	-2	-1	-1	-1	-1	-1	0	-1	-1		0.45	
4	3S		4.30	0.43	0	0	2	1	1	1	1	1	2		4.73	
5	StSq2		2.60	0.30	0	1	2	0	1	1	2	2	1		2.90	
6	3F!+2T+2Lo<	<	8.76	x -1.44	-3	-3	-3	-4	-2	-2	-1	-3	-3		7.32	
7	FCSp2		2.30	0.26	1	0	1	2	1	1	1	1	2		2.56	
8	3Lz+REP		4.54	x 1.01	1	0	2	2	2	1	2	2	2		5.55	
9	2A		3.63	x 0.52	1	1	1	0	2	2	2	2	2		4.15	
10	ChSq1		3.00	1.57	4	3	2	3	3	4	3	3	3		4.57	
11	FCCoSp4V		2.63	0.60	2	2	2	2	4	2	3	3	2		3.23	
12	CCoSp4		3.50	0.85	2	2	3	3	3	1	3	3	1		4.35	
			<b>45.08</b>												<b>47.38</b>	
Program Components				Factor												
Composition				2.67	7.00	6.50	6.00	7.00	8.25	6.75	7.75	8.00	7.50			7.21
Presentation				2.67	7.00	7.25	6.50	7.50	8.00	7.25	7.50	8.25	7.25			7.39
Skating Skills				2.67	7.50	7.00	7.25	7.75	8.25	7.75	7.75	7.75	7.50			7.61
<b>Judges Total Program Component Score (factored)</b>															<b>59.30</b>	
<b>Deductions:</b>				Time violation	-1.00	Falls							-1.00 (1)	<b>-2.00</b>		

Rank	Name	Nation	Starting Number	Total Segment Score	Total Element Score	Total Program Component Score (factored)						Total Deductions				
10	Starr ANDREWS	USA	4	97.06	45.36	53.70						-2.00				
#	Executed Elements	Info	Base Value	GOE	J1	J2	J3	J4	J5	J6	J7	J8	J9	Ref.	Scores of Panel	
1	2A		3.30	0.61	2	1	2	2	2	1	2	3	2		3.91	
2	3Fq	q	5.30	-2.65	-5	-5	-5	-5	-5	-5	-5	-5	-5		2.65	
3	3Tq	F	4.20	-2.10	-5	-5	-5	-5	-5	-5	-5	-5	-5		2.10	
4	3F<+REP	F	2.97	-2.12	-5	-5	-5	-5	-5	-5	-5	-5	-5		0.85	
5	FCCoSp4		3.50	0.80	3	3	2	2	2	1	2	3	2		4.30	
6	3S+2A<+2T+SEQ	<	9.06	x -0.74	-2	-1	-2	-3	-2	-2	-1	-1	-2		8.32	
7	3Loq+2T	q	6.82	x -0.98	-2	-2	-2	-2	-2	-2	-2	-1	-2		5.84	
8	ChSq1		3.00	0.50	2	2	1	1	1	-1	-1	3	1		3.50	
9	3Lo<	<	4.31	x -0.72	-1	-2	-3	-2	-2	-2	-2	-1	-2		3.59	
10	StSq4		3.90	0.39	1	2	1	0	1	0	1	2	1		4.29	
11	CCoSp2		2.50	0.39	1	3	2	1	1	1	2	3	1		2.89	
12	LSp4		2.70	0.42	3	2	1	1	2	1	1	3	1		3.12	
			<b>51.56</b>												<b>45.36</b>	
Program Components				Factor												
Composition				2.67	7.50	6.25	5.75	6.75	7.00	6.25	6.50	7.50	7.25			6.79
Presentation				2.67	6.50	6.00	6.25	7.00	7.25	5.50	6.00	7.00	6.75			6.50
Skating Skills				2.67	6.50	7.25	6.75	6.75	7.50	5.75	6.25	7.25	7.00			6.82
<b>Judges Total Program Component Score (factored)</b>															<b>53.70</b>	
<b>Deductions:</b>				Falls	-2.00 (2)							<b>-2.00</b>				

Official Partners:



## JUDGES DETAILS PER SKATER

### WOMEN FREE SKATING

Rank	Name	Nation	Starting Number	Total Segment Score	Total Element Score	Total Program Component Score (factored)						Total Deductions				
11	Janna JYRKINEN	FIN	7	95.11	45.94	50.17						-1.00				
#	Executed Elements	Info	Base Value	GOE	J1	J2	J3	J4	J5	J6	J7	J8	J9	Ref.	Scores of Panel	
1	3Lz	F	5.90	-2.95	-5	-5	-5	-5	-5	-5	-5	-5	-5		2.95	
2	3Lo<	<	3.92	-1.90	-5	-5	-4	-4	-5	-5	-5	-5	-5		2.02	
3	3A		3.30	0.09	1	0	0	0	0	0	0	1	1		3.39	
4	FCSp3		2.80	0.08	0	0	1	1	-1	1	0	0	0		2.88	
5	3S+2T+2Lo		7.30	0.00	0	0	0	0	0	-1	0	0	0		7.30	
6	ChSq1		3.00	-0.07	0	0	0	-1	0	0	0	-1	0		2.93	
7	2A		3.63	x 0.09	0	0	0	-1	0	1	1	1	0		3.72	
8	3Loq+2Lo	q	7.26	x -0.98	-2	-2	-2	-1	-2	-2	-2	-2	-2		6.28	
9	3S		4.73	x 0.06	0	-1	0	0	0	1	0	1	0		4.79	
10	CCoSp4		3.50	0.00	0	0	0	0	0	-1	0	0	0		3.50	
11	StSq3		3.30	0.24	-1	1	1	1	0	1	1	1	0		3.54	
12	LSp3		2.40	0.24	0	2	1	1	1	2	0	2	0		2.64	
			<b>51.04</b>												<b>45.94</b>	
Program Components				Factor												
Composition				2.67	5.75	5.75	6.00	5.75	6.25	6.50	6.50	6.75	6.50			6.18
Presentation				2.67	5.75	6.00	6.25	5.75	6.50	4.50	6.50	6.25	6.25			6.11
Skating Skills				2.67	5.75	6.50	6.75	6.25	6.75	7.25	6.50	6.25	6.50			6.50
<b>Judges Total Program Component Score (factored)</b>														<b>50.17</b>		
<b>Deductions:</b>				Falls	-1.00 (1)									<b>-1.00</b>		

Rank	Name	Nation	Starting Number	Total Segment Score	Total Element Score	Total Program Component Score (factored)						Total Deductions				
12	Oona OUNASVUORI	FIN	3	89.95	41.88	50.07						-2.00				
#	Executed Elements	Info	Base Value	GOE	J1	J2	J3	J4	J5	J6	J7	J8	J9	Ref.	Scores of Panel	
1	2A+3T		7.50	0.36	1	0	1	1	1	0	2	1	1		7.86	
2	3Lz+2T		7.20	0.93	2	1	2	2	2	1	1	1	2		8.13	
3	3F+1A+SEQ		6.40	0.53	1	1	1	2	1	1	1	1	1		6.93	
4	2S		1.30	0.00	0	1	0	0	0	0	0	0	0		1.30	
5	FCCoSp4		3.50	0.70	2	2	2	2	3	2	2	2	2		4.20	
6	2Lz	F	2.31	x -1.05	-5	-5	-5	-5	-5	-5	-5	-5	-5		1.26	
7	1F		0.55	x -0.03	-2	0	0	-1	0	-1	0	-1	-1		0.52	
8	3Lo<<	<<	1.87	x -0.85	-5	-5	-5	-5	-5	-5	-5	-5	-5		1.02	
9	LSp3		2.40	0.03	0	0	1	1	0	0	0	0	0		2.43	
10	ChSq1		3.00	1.07	2	3	2	2	2	0	2	3	2		4.07	
11	StSq2	F	2.60	-1.15	-5	-4	-5	-4	-4	-5	-4	-5	-4		1.45	
12	CCoSp2		2.50	0.21	1	1	2	1	0	0	2	1	0		2.71	
			<b>41.13</b>												<b>41.88</b>	
Program Components				Factor												
Composition				2.67	6.00	6.50	5.25	6.25	6.25	4.75	6.75	6.25	6.75			6.18
Presentation				2.67	5.75	6.25	5.50	7.00	6.25	4.50	6.25	6.00	6.50			6.07
Skating Skills				2.67	6.75	7.00	6.25	6.75	6.50	5.75	6.50	6.50	6.25			6.50
<b>Judges Total Program Component Score (factored)</b>														<b>50.07</b>		
<b>Deductions:</b>				Falls	-2.00 (2)									<b>-2.00</b>		

Legend:							
#	Sequence number	GOE	Grade of Execution	Jx	Judges (x=1-9)	Ref.	Referee
e	Wrong edge	<	Under-rotated jump	<<	Downgraded jump		
x	Credit for highlight distribution, base value multiplied by 1.1			!	Not clear edge	REP	Jump repetition
F	Fall	q	Jump landed on the quarter				

#### Official Partners:



## ICE DANCE

<b>Espoo Metro Arena</b>	17 NOV 2023	18:50	Rhythm Dance
	18 NOV 2023	19:40	Free Dance

Size of Skating Arena:	30m*60m
Ice Conditions:	very good
Number of Entries:	10
Number of Participants:	10

Entry Withdrawn:

<b>Rhythm Dance</b>		
Duration:	2:50 +/- 10 seconds	
Segment Factor:	1.00	
<b>Program Component Factors:</b>	Composition	1.33
	Presentation	1.33
	Skating Skills	1.33

<b>Free Dance</b>		
Duration:	4:00 +/- 10 seconds	
Segment Factor:	1.00	
<b>Program Component Factors:</b>	Composition	2.00
	Presentation	2.00
	Skating Skills	2.00

### Official Partners:



## PANEL OF JUDGES

### ICE DANCE

#### Officials

Technical Controller	Ms. Ingrid Charlotte WOLTER	ISU
Technical Specialist	Mr. Philipp REY	ISU
Technical Specialist	Ms. Joanna BUDNER-SZUMAN	ISU

#### Judges

Referee	Ms. Hilary SELBY	ISU
Judge No. 1	Mr. Espen Rotterud RUNAS	NOR
Judge No. 2	Mr. Gyula SZOMBATHELYI	HUN
Judge No. 3	Ms. Marketa HORKLOVA	CZE
Judge No. 4	Mr. John MILLIER	USA
Judge No. 5	Mr. Jeroen PRINS	NED
Judge No. 6	Mr. Yury KLIUSHNIKOV	AZE
Judge No. 7	Mr. Leo LENKOLA	FIN
Judge No. 8	Ms. Kerstin KIMMINUS	GER
Judge No. 9	Ms. Sabrina WONG	CAN

#### Data/Replay Operator

Data Operator	Ms. Theresa KATZLINGER	ISU
Replay Operator	Mr. Eugen LARASSER	ISU

#### Official Partners:



## RESULTS

### ICE DANCE

Pl.	Name	Nation	Total Score	RD	FD
1	Madison CHOCK / Evan BATES	USA	209.46	1	1
2	Laurence FOURNIER BEAUDRY / Nikolaj SOERENSEN	CAN	206.32	2	2
3	Juulia TURKKILA / Matthias VERSLUIS	FIN	195.80	3	3
4	Christina CARREIRA / Anthony PONOMARENKO	USA	188.76	4	4
5	Emilea ZINGAS / Vadym KOLESNIK	USA	183.78	5	5
6	Yuka ORIHARA / Juho PIRINEN	FIN	176.73	7	6
7	Katerina MRAZKOVA / Daniel MRAZEK	CZE	172.58	6	7
8	Nadiia BASHYNSKA / Peter BEAUMONT	CAN	167.87	8	8
9	Jennifer JANSE van RENSBURG / Benjamin STEFFAN	GER	164.55	9	9
10	Mariia IGNATEVA / Danijil Leonyidovics SZEMKO	HUN	147.40	10	10

**Ms. Hilary SELBY, ISU**  
Referee

**Ms. Ingrid Charlotte WOLTER, ISU**  
Technical Controller

Legend:				
RD	Rhythm Dance	FD	Free Dance	Pl. Place


#### Official Partners:




## RESULTS

### ICE DANCE RHYTHM DANCE

Pl.	Name	Nation	Total Segment Score
1	Madison CHOCK / Evan BATES	USA	85.61
2	Laurence FOURNIER BEAUDRY / Nikolaj SOERENSEN	CAN	82.62
3	Juulia TURKKILA / Matthias VERSLUIS	FIN	77.65
4	Christina CARREIRA / Anthony PONOMARENKO	USA	74.58
5	Emilea ZINGAS / Vadym KOLESNIK	USA	72.13
6	Katerina MRAZKOVA / Daniel MRAZEK	CZE	70.59
7	Yuka ORIHARA / Juho PIRINEN	FIN	69.52
8	Nadiia BASHYNSKA / Peter BEAUMONT	CAN	67.68
9	Jennifer JANSE van RENSBURG / Benjamin STEFFAN	GER	65.53
10	Mariia IGNATEVA / Danijil Leonyidovics SZEMKO	HUN	57.57



**Ms. Hilary SELBY, ISU**  
Referee



**Ms. Ingrid Charlotte WOLTER, ISU**  
Technical Controller

#### Official Partners:



## JUDGES DETAILS PER SKATER

### ICE DANCE RHYTHM DANCE

Rank	Name	Nation	Starting Number	Total Segment Score	Total Element Score	Total Program Component Score (factored)						Total Deductions				
1	Madison CHOCK / Evan BATES	USA	10	85.61	48.73	36.88						0.00				
#	Executed Elements	Info	Base Value	GOE	J1	J2	J3	J4	J5	J6	J7	J8	J9	Ref.	Scores of Panel	
1	MiStW4+MiStM4		8.96	4.03	4	3	4	4	4	4	4	4	3		12.99	
2	SqTwW4+SqTwM4		7.34	2.51	3	3	3	4	2	3	3	4	3		9.85	
3	PSt2		7.95	3.35	3	3	3	3	3	2	3	3	3		11.30	
4	ChRS1		2.00	5.36	4	3	4	4	3	3	4	4	3		7.36	
5	RoLi4		5.45	1.78	4	3	4	4	4	3	4	5	3		7.23	
			<b>31.70</b>												<b>48.73</b>	
Program Components			Factor													
Composition			1.33	9.50	8.75	9.25	9.50	9.50	9.50	9.00	9.25	9.50	9.25	9.32		
Presentation			1.33	9.50	8.75	9.50	9.75	9.25	9.25	9.25	9.25	9.25	9.00	9.29		
Skating Skills			1.33	9.00	8.75	9.25	9.50	8.50	9.00	9.25	9.50	9.00	9.11			
<b>Judges Total Program Component Score (factored)</b>														<b>36.88</b>		
<b>Deductions:</b>														<b>0.00</b>		

Rank	Name	Nation	Starting Number	Total Segment Score	Total Element Score	Total Program Component Score (factored)						Total Deductions				
2	Laurence FOURNIER BEAUDRY / Nikolaj SOERENSEN	CAN	9	82.62	46.80	35.82						0.00				
#	Executed Elements	Info	Base Value	GOE	J1	J2	J3	J4	J5	J6	J7	J8	J9	Ref.	Scores of Panel	
1	SILi4		5.45	1.92	4	4	4	5	3	4	4	4	4		7.37	
2	SqTwW4+SqTwM4		7.34	2.51	3	3	3	3	3	4	4	3	3		9.85	
3	DiStW4+DiStM2		8.21	3.14	3	3	3	3	3	3	3	4	3		11.35	
4	PSt2		7.95	3.35	2	3	3	3	3	3	3	3	3		11.30	
5	ChRS1		2.00	4.93	4	3	4	3	4	3	3	3	3		6.93	
			<b>30.95</b>												<b>46.80</b>	
Program Components			Factor													
Composition			1.33	8.75	9.00	9.00	9.25	9.00	9.00	9.00	9.00	8.75	9.00	8.96		
Presentation			1.33	9.25	8.75	9.00	9.25	8.50	9.25	9.25	9.25	9.00	9.25	9.11		
Skating Skills			1.33	9.00	8.75	8.75	8.75	8.75	8.75	9.25	9.00	8.75	9.00	8.86		
<b>Judges Total Program Component Score (factored)</b>														<b>35.82</b>		
<b>Deductions:</b>														<b>0.00</b>		

Rank	Name	Nation	Starting Number	Total Segment Score	Total Element Score	Total Program Component Score (factored)						Total Deductions			
3	Juulia TURKKILA / Matthias VERSLUIS	FIN	7	77.65	43.81	33.84						0.00			
#	Executed Elements	Info	Base Value	GOE	J1	J2	J3	J4	J5	J6	J7	J8	J9	Ref.	Scores of Panel
1	SqTwW3+SqTwM4		6.97	2.29	3	2	3	3	3	3	3	3	1		9.26
2	MiStW1+MiStM1		6.96	3.14	3	3	3	3	3	3	3	3	3		10.10
3	PSt3		8.70	2.72	3	2	3	3	2	2	3	2	2		11.42
4	StLi4		5.45	1.51	3	2	3	3	3	3	4	4	3		6.96
5	ChRS1		2.00	4.07	4	2	3	3	3	2	3	3	2		6.07
			<b>30.08</b>												<b>43.81</b>
Program Components			Factor												
Composition			1.33	9.25	8.00	8.75	8.50	8.25	8.25	9.00	8.75	8.25	8.54		
Presentation			1.33	9.00	8.25	8.75	8.50	8.00	8.50	8.75	8.50	8.50	8.54		
Skating Skills			1.33	8.50	7.75	8.50	8.75	8.25	8.25	8.50	8.50	8.00	8.36		
<b>Judges Total Program Component Score (factored)</b>														<b>33.84</b>	
<b>Deductions:</b>														<b>0.00</b>	

Official Partners:





## JUDGES DETAILS PER SKATER

### ICE DANCE RHYTHM DANCE

Rank	Name	Nation	Starting Number	Total Segment Score	Total Element Score	Total Program Component Score (factored)						Total Deductions				
4	Christina CARREIRA / Anthony PONOMARENKO	USA	8	74.58	42.51	32.07						0.00				
#	Executed Elements	Info	Base Value	GOE	J1	J2	J3	J4	J5	J6	J7	J8	J9	Ref.	Scores of Panel	
1	PSt4		9.45	2.40	2	1	3	3	2	2	2	2	2		11.85	
2	SqTwW4+SqTwM4		7.34	1.49	0	2	3	3	0	2	2	2	2		8.83	
3	MiStW3+MiStM2		7.83	2.38	2	2	3	3	3	2	2	1	2		10.21	
4	CuLi4		5.45	0.96	3	1	2	3	3	1	1	1	3		6.41	
5	ChRS1		2.00	3.21	2	1	2	3	2	2	2	2	3		5.21	
			<b>32.07</b>												<b>42.51</b>	
Program Components			Factor													
Composition			1.33	8.00	7.00	8.50	8.50	8.00	7.50	8.00	8.00	8.00	8.25			8.04
Presentation			1.33	8.25	7.75	8.50	8.50	7.75	7.50	8.25	7.75	8.00			8.04	
Skating Skills			1.33	7.75	8.00	8.00	8.50	8.25	7.75	8.50	7.75	8.00			8.04	
<b>Judges Total Program Component Score (factored)</b>																<b>32.07</b>
<b>Deductions:</b>															<b>0.00</b>	

Rank	Name	Nation	Starting Number	Total Segment Score	Total Element Score	Total Program Component Score (factored)						Total Deductions				
5	Emilea ZINGAS / Vadym KOLESNIK	USA	1	72.13	40.32	31.81						0.00				
#	Executed Elements	Info	Base Value	GOE	J1	J2	J3	J4	J5	J6	J7	J8	J9	Ref.	Scores of Panel	
1	MiStW3+MiStM2		7.83	2.53	3	3	2	4	2	3	2	2	2		10.36	
2	StaLi4		5.45	0.82	2	2	2	3	2	1	1	2	1		6.27	
3	PSt2		7.95	1.76	2	2	2	3	1	1	2	1	1		9.71	
4	SqTwW3+SqTwM4		6.97	1.37	2	2	1	3	1	2	2	2	1		8.34	
5	ChRS1		2.00	3.64	3	2	2	3	2	1	3	3	2		5.64	
			<b>30.20</b>												<b>40.32</b>	
Program Components			Factor													
Composition			1.33	8.00	8.50	8.00	8.50	7.50	7.50	8.25	8.00	8.25			8.07	
Presentation			1.33	7.75	8.25	8.00	8.50	7.50	7.50	8.00	8.25	8.00			7.96	
Skating Skills			1.33	8.25	8.25	7.75	8.25	7.25	7.25	8.00	8.00	7.75			7.89	
<b>Judges Total Program Component Score (factored)</b>																<b>31.81</b>
<b>Deductions:</b>															<b>0.00</b>	

Rank	Name	Nation	Starting Number	Total Segment Score	Total Element Score	Total Program Component Score (factored)						Total Deductions				
6	Katerina MRAZKOVA / Daniel MRAZEK	CZE	6	70.59	39.69	30.90						0.00				
#	Executed Elements	Info	Base Value	GOE	J1	J2	J3	J4	J5	J6	J7	J8	J9	Ref.	Scores of Panel	
1	ChRS1		2.00	2.79	2	2	2	2	1	2	2	2	1		4.79	
2	SqTwW4+SqTwM4		7.34	1.94	3	3	3	3	2	2	2	2	2		9.28	
3	PSt1		7.45	2.08	1	2	2	2	2	1	2	2	2		9.53	
4	CuLi4		5.45	1.30	3	2	3	3	3	2	3	3	2		6.75	
5	MiStW1+MiStM1		6.96	2.38	2	3	3	3	2	2	2	2	2		9.34	
			<b>29.20</b>												<b>39.69</b>	
Program Components			Factor													
Composition			1.33	7.50	7.75	8.00	7.75	6.50	7.50	7.50	7.75	7.75	7.75	7.75		7.64
Presentation			1.33	7.00	8.00	8.25	8.00	7.25	7.75	7.75	7.75	7.75	7.50			7.71
Skating Skills			1.33	8.25	8.25	8.00	8.00	8.00	7.75	7.75	7.75	7.50	7.50			7.89
<b>Judges Total Program Component Score (factored)</b>																<b>30.90</b>
<b>Deductions:</b>															<b>0.00</b>	

Official Partners:



## JUDGES DETAILS PER SKATER

### ICE DANCE RHYTHM DANCE

Rank	Name	Nation	Starting Number	Total Segment Score	Total Element Score	Total Program Component Score (factored)						Total Deductions					
7	Yuka ORIHARA / Juho PIRINEN	FIN	3	69.52	39.32	30.20						0.00					
#	Executed Elements	Info	Base Value	GOE	J1	J2	J3	J4	J5	J6	J7	J8	J9	Ref.	Scores of Panel		
1	SqTwW4+SqTwM4		7.34	1.37	3	1	1	2	2	2	3	1	1		8.71		
2	DiStW2+DiStM1		7.21	1.78	2	1	2	2	2	2	3	1	1		8.99		
3	SILi4		5.45	1.03	3	2	2	2	2	2	3	2	2		6.48		
4	PSt2		7.95	1.76	2	1	2	2	1	1	2	2	1		9.71		
5	ChRS1		2.00	3.43	3	2	2	3	1	2	3	2	2		5.43		
			<b>29.95</b>												<b>39.32</b>		
Program Components				Factor													
Composition				1.33	8.25	7.00	7.50	7.50	7.75	7.50	8.25	7.25	7.50			7.61	
Presentation				1.33	8.50	7.25	7.50	7.75	7.25	7.75	8.00	7.50	7.75			7.64	
Skating Skills				1.33	8.00	7.00	7.25	7.50	7.50	7.50	7.50	7.50	7.50	7.50			7.46
<b>Judges Total Program Component Score (factored)</b>															<b>30.20</b>		
<b>Deductions:</b>														<b>0.00</b>			

Rank	Name	Nation	Starting Number	Total Segment Score	Total Element Score	Total Program Component Score (factored)						Total Deductions				
8	Nadiia BASHYNSKA / Peter BEAUMONT	CAN	4	67.68	38.22	29.46						0.00				
#	Executed Elements	Info	Base Value	GOE	J1	J2	J3	J4	J5	J6	J7	J8	J9	Ref.	Scores of Panel	
1	PSt2		7.95	1.28	1	1	2	3	1	1	0	1	1		9.23	
2	RoLi4		5.45	1.03	2	2	2	3	2	1	2	2	3		6.48	
3	MiStW3+MiStM2		7.83	1.49	2	2	1	2	1	1	1	1	2		9.32	
4	SqTwW4+SqTwM4		7.34	1.49	2	2	1	2	1	2	2	2	2		8.83	
5	ChRS1		2.00	2.36	2	2	2	2	2	1	1	1	1		4.36	
			<b>30.57</b>												<b>38.22</b>	
Program Components				Factor												
Composition				1.33	7.75	7.25	7.25	7.75	7.25	7.00	7.50	7.25	7.75			7.43
Presentation				1.33	7.25	7.50	7.50	8.00	7.00	7.25	7.75	7.00	7.75			7.43
Skating Skills				1.33	7.50	7.25	7.25	7.75	6.50	6.75	7.25	7.50	7.50			7.29
<b>Judges Total Program Component Score (factored)</b>															<b>29.46</b>	
<b>Deductions:</b>														<b>0.00</b>		

Rank	Name	Nation	Starting Number	Total Segment Score	Total Element Score	Total Program Component Score (factored)						Total Deductions				
9	Jennifer JANSE van RENSBURG / Benjamin STEFFAN	GER	5	65.53	35.69	29.84						0.00				
#	Executed Elements	Info	Base Value	GOE	J1	J2	J3	J4	J5	J6	J7	J8	J9	Ref.	Scores of Panel	
1	ChRS1		2.00	2.57	1	1	2	1	2	2	2	2	2		4.57	
2	SqTwW4+SqTwM3		6.97	0.23	0	0	0	0	0	1	1	1	0		7.20	
3	PSt2		7.95	1.12	1	1	1	1	1	2	1	1	1		9.07	
4	MiStW1+MiStM2		7.21	0.89	0	0	1	1	2	1	2	1	0		8.10	
5	RoLi4		5.45	1.30	3	2	3	3	3	2	3	3	2		6.75	
			<b>29.58</b>												<b>35.69</b>	
Program Components				Factor												
Composition				1.33	7.25	6.75	7.75	7.50	7.50	7.75	7.75	7.50	7.25			7.50
Presentation				1.33	7.25	7.00	7.50	7.50	7.75	7.50	8.00	7.75	7.50			7.54
Skating Skills				1.33	7.00	7.25	7.50	7.50	7.25	7.75	7.50	7.50	7.50			7.39
<b>Judges Total Program Component Score (factored)</b>															<b>29.84</b>	
<b>Deductions:</b>														<b>0.00</b>		
Violation of choreo restrictions				(3 of 10)												

Official Partners:



## JUDGES DETAILS PER SKATER

### ICE DANCE RHYTHM DANCE

Rank	Name	Nation	Starting Number	Total Segment Score	Total Element Score	Total Program Component Score (factored)						Total Deductions			
10	Mariia IGNATEVA / Danijil Leonyidovics SZEMKO	HUN	2	57.57	30.73	26.84						0.00			
#	Executed Elements	Info	Base Value	GOE	J1	J2	J3	J4	J5	J6	J7	J8	J9	Ref.	Scores of Panel
1	SqTwW4+SqTwM4		7.34	-0.23	-1	1	-1	0	-1	1	0	0	-1		7.11
2	PSt1		7.45	0.48	0	1	1	0	0	1	0	1	0		7.93
3	MiStW1+MiStM2		7.21	0.74	0	1	1	1	0	2	1	1	0		7.95
4	CuLi4		5.45	0.69	1	2	2	2	1	1	2	1	1		6.14
5	ChRS1	!	2.00	-0.40	-1	-1	-1	-2	-1	-1	-1	-1	-1		1.60
			<b>29.45</b>											<b>30.73</b>	
Program Components			Factor												
Composition			1.33	5.75	7.00	7.50	6.50	6.00	7.50	6.75	6.50	6.25			6.64
Presentation			1.33	6.25	7.25	7.25	6.75	6.25	7.25	6.75	6.75	6.50			6.79
Skating Skills			1.33	6.50	6.75	7.00	7.00	6.75	7.25	6.75	6.50	6.25			6.75
<b>Judges Total Program Component Score (factored)</b>													<b>26.84</b>		
<b>Deductions:</b>															<b>0.00</b>
Music requirements violation			(1 of 10)												

Legend:							
#	Sequence number	GOE	Grade of Execution	Jx	Judges (x=1-9)	Ref.	Referee
!	Element does not fulfill all requirements						

#### Official Partners:



## RESULTS

### ICE DANCE FREE DANCE

Pl.	Name	Nation	Total Segment Score
1	Madison CHOCK / Evan BATES	USA	123.85
2	Laurence FOURNIER BEAUDRY / Nikolaj SOERENSEN	CAN	123.70
3	Juulia TURKKILA / Matthias VERSLUIS	FIN	118.15
4	Christina CARREIRA / Anthony PONOMARENKO	USA	114.18
5	Emilea ZINGAS / Vadym KOLESNIK	USA	111.65
6	Yuka ORIHARA / Juho PIRINEN	FIN	107.21
7	Katerina MRAZKOVA / Daniel MRAZEK	CZE	101.99
8	Nadiia BASHYNSKA / Peter BEAUMONT	CAN	100.19
9	Jennifer JANSE van RENSBURG / Benjamin STEFFAN	GER	99.02
10	Mariia IGNATEVA / Danijil Leonyidovics SZEMKO	HUN	89.83



**Ms. Hilary SELBY, ISU**  
Referee



**Ms. Ingrid Charlotte WOLTER, ISU**  
Technical Controller

#### Official Partners:



## JUDGES DETAILS PER SKATER

### ICE DANCE FREE DANCE

Rank	Name	Nation	Starting Number	Total Segment Score	Total Element Score	Total Program Component Score (factored)						Total Deductions				
1	Madison CHOCK / Evan BATES	USA	10	123.85	67.99	55.86						0.00				
#	Executed Elements	Info	Base Value	GOE	J1	J2	J3	J4	J5	J6	J7	J8	J9	Ref.	Scores of Panel	
1	StaLi4		5.45	1.92	5	2	4	4	4	4	4	4	4		7.37	
2	RoLi4		5.45	1.78	4	3	4	4	3	4	3	4	4		7.23	
3	SyTwW3+SyTwM4		6.47	0.31	1	1	1	1	0	-1	-1	2	0		6.78	
4	OFTW3+OFTM2		5.72	2.18	3	3	3	3	3	3	3	3	2		7.90	
5	DSP4		6.00	1.85	3	3	3	4	3	4	3	4	3		7.85	
6	ChAJ1		1.10	3.20	4	3	4	5	3	3	4	5	4		4.30	
7	ChSt1		1.10	2.96	4	3	4	3	3	4	3	4	4		4.06	
8	SILi4		5.45	1.65	3	3	3	4	2	4	4	4	3		7.10	
9	DiStW3+DiStM3		8.20	3.14	3	3	3	3	3	3	3	3	3		11.34	
10	ChLi1		1.10	2.96	4	3	3	4	2	4	3	5	4		4.06	
			<b>46.04</b>												<b>67.99</b>	
Program Components			Factor													
Composition			2.00	9.25	9.00	9.50	9.50	9.25	9.50	9.50	9.50	9.50	9.50	9.50		9.43
Presentation			2.00	9.50	9.00	9.50	9.50	8.75	9.25	9.50	9.25	9.25	9.25		9.32	
Skating Skills			2.00	9.00	9.25	9.25	9.25	8.00	9.50	9.25	9.25	9.25	9.00		9.18	
<b>Judges Total Program Component Score (factored)</b>														<b>55.86</b>		
<b>Deductions:</b>															<b>0.00</b>	

Rank	Name	Nation	Starting Number	Total Segment Score	Total Element Score	Total Program Component Score (factored)						Total Deductions			
2	Laurence FOURNIER BEAUDRY / Nikolaj SOERENSEN	CAN	9	123.70	69.06	54.64						0.00			
#	Executed Elements	Info	Base Value	GOE	J1	J2	J3	J4	J5	J6	J7	J8	J9	Ref.	Scores of Panel
1	OFTW3+OFTM2		5.72	1.97	3	2	3	3	2	3	3	3	2		7.69
2	RoLi4+StaLi4		10.90	3.70	4	4	4	4	4	4	3	3	4		14.60
3	SyTwW4+SyTwM4		6.84	2.18	3	3	3	3	2	4	3	3	3		9.02
4	DiStW3+DiStM2		7.83	3.14	3	3	3	3	3	3	3	3	3		10.97
5	DSP4		6.00	1.85	3	2	3	3	4	4	4	3	3		7.85
6	ChAJ1		1.10	2.96	4	3	4	4	2	3	3	4	4		4.06
7	ChSt1		1.10	2.96	4	3	3	3	3	4	4	4	4		4.06
8	CuLi4		5.45	1.65	3	3	4	3	3	4	3	4	4		7.10
9	ChLi1		1.10	2.61	4	4	2	3	3	3	3	3	3		3.71
			<b>46.04</b>												<b>69.06</b>
Program Components			Factor												
Composition			2.00	9.50	9.00	9.00	9.00	9.00	9.00	9.00	9.25	9.25	9.25		9.11
Presentation			2.00	9.25	9.25	9.25	9.25	9.25	9.25	9.25	9.25	9.25	9.50		9.25
Skating Skills			2.00	9.00	9.00	9.00	8.75	8.50	9.25	9.00	9.00	9.00			8.96
<b>Judges Total Program Component Score (factored)</b>														<b>54.64</b>	
<b>Deductions:</b>															<b>0.00</b>

Official Partners:



## JUDGES DETAILS PER SKATER

### ICE DANCE FREE DANCE

Rank	Name	Nation	Starting Number	Total Segment Score	Total Element Score	Total Program Component Score (factored)						Total Deductions				
3	Juulia TURKKILA / Matthias VERSLUIS	FIN	8	118.15	65.95	52.20						0.00				
#	Executed Elements	Info	Base Value	GOE	J1	J2	J3	J4	J5	J6	J7	J8	J9	Ref.	Scores of Panel	
1	StaLi4+RoLi4		10.90	3.70	5	4	4	4	4	3	4	3	4		14.60	
2	SyTwW4+SyTwM4		6.84	1.87	3	2	3	3	3	2	2	3	2		8.71	
3	ChHy1		1.10	2.37	3	2	3	3	3	2	3	4	3		3.47	
4	CiStW2+CiStM3		7.83	3.14	3	2	3	3	3	3	3	3	3		10.97	
5	SILi4		5.45	1.17	3	3	2	3	2	2	2	2	3		6.62	
6	OFTW2+OFTM2		5.34	1.97	3	3	3	4	3	2	3	2	2		7.31	
7	DSP3		5.25	1.37	3	2	3	2	3	2	2	3	2		6.62	
8	ChSt1		1.10	2.49	4	2	3	3	3	3	3	3	3		3.59	
9	ChLi1		1.10	2.96	4	3	3	4	4	2	3	4	4		4.06	
			<b>44.91</b>													<b>65.95</b>
Program Components				Factor												
Composition				2.00	9.00	8.50	9.00	8.75	8.25	8.25	9.00	9.00	8.75	8.75		8.75
Presentation				2.00	9.00	8.75	9.00	8.75	8.50	8.25	8.75	8.75	8.75	8.50		8.71
Skating Skills				2.00	8.75	8.50	8.75	8.75	8.75	8.50	8.50	8.75	8.50		8.64	
<b>Judges Total Program Component Score (factored)</b>													<b>52.20</b>			
<b>Deductions:</b>													<b>0.00</b>			

Rank	Name	Nation	Starting Number	Total Segment Score	Total Element Score	Total Program Component Score (factored)						Total Deductions				
4	Christina CARREIRA / Anthony PONOMARENKO	USA	7	114.18	63.60	50.58						0.00				
#	Executed Elements	Info	Base Value	GOE	J1	J2	J3	J4	J5	J6	J7	J8	J9	Ref.	Scores of Panel	
1	OFTW3+OFTM2		5.72	1.77	2	3	3	3	3	2	2	2	2		7.49	
2	DSP4		6.00	1.53	3	2	3	4	3	3	3	2	2		7.53	
3	CuLi4		5.45	1.03	3	2	2	3	2	2	2	2	2		6.48	
4	ChSt1		1.10	2.25	3	3	3	2	2	3	3	2	3		3.35	
5	SyTwW4+SyTwM4		6.84	1.66	3	3	2	3	1	2	2	1	3		8.50	
6	CiStW4+CiStM3		8.58	2.08	2	2	2	3	2	2	2	2	2		10.66	
7	SILi4		5.45	1.17	3	2	2	4	2	3	2	2	3		6.62	
8	RoLi4		5.45	1.17	2	3	3	3	2	2	3	2	2		6.62	
9	ChAJ1		1.10	2.02	3	2	3	3	3	2	2	2	2		3.12	
10	ChSI1		1.10	2.13	4	3	3	2	2	2	2	3	3		3.23	
			<b>46.79</b>													<b>63.60</b>
Program Components				Factor												
Composition				2.00	8.50	8.50	8.50	8.50	8.50	8.25	8.50	8.00	8.50		8.46	
Presentation				2.00	8.50	8.75	8.75	8.75	8.25	8.50	8.50	7.75	8.50		8.54	
Skating Skills				2.00	7.75	8.50	8.25	8.50	8.00	8.50	8.50	8.00	8.25		8.29	
<b>Judges Total Program Component Score (factored)</b>													<b>50.58</b>			
<b>Deductions:</b>													<b>0.00</b>			

Official Partners:



## JUDGES DETAILS PER SKATER

### ICE DANCE FREE DANCE

Rank	Name	Nation	Starting Number	Total Segment Score	Total Element Score	Total Program Component Score (factored)						Total Deductions				
5	Emilea ZINGAS / Vadym KOLESNIK	USA	6	111.65	62.57	49.08						0.00				
#	Executed Elements	Info	Base Value	GOE	J1	J2	J3	J4	J5	J6	J7	J8	J9	Ref.	Scores of Panel	
1	StaLi4		5.45	1.10	3	2	3	3	2	2	1	2	2		6.55	
2	ChSt1		1.10	2.25	2	3	3	3	3	2	2	3	3		3.35	
3	SyTwW4+SyTwM4		6.84	1.87	3	4	2	3	3	2	2	3	2		8.71	
4	ChSp1		1.10	1.66	2	2	2	2	2	2	1	2	2		2.76	
5	OFTW2+OFTM3		5.72	1.56	1	3	3	3	1	2	2	2	2		7.28	
6	CuLi4		5.45	1.17	2	2	3	4	2	2	3	3	2		6.62	
7	DSP4		6.00	1.69	3	2	3	3	3	3	3	3	3		7.69	
8	ChSl1		1.10	1.78	2	2	3	3	2	2	2	2	2		2.88	
9	SeStW3+SeStM2		7.83	2.08	1	2	3	2	2	2	2	2	2		9.91	
10	RoLi4		5.45	1.37	3	4	3	3	1	3	3	3	2		6.82	
			<b>46.04</b>												<b>62.57</b>	
Program Components			Factor													
Composition			2.00	7.75	8.00	8.50	8.50	7.00	8.25	8.25	8.00	8.25				8.14
Presentation			2.00	8.00	8.25	8.50	8.50	7.25	8.25	8.50	8.25	8.25				8.29
Skating Skills			2.00	8.25	8.50	8.25	8.25	7.75	8.00	8.00	8.00	8.00				8.11
<b>Judges Total Program Component Score (factored)</b>																<b>49.08</b>
Deductions:															0.00	
Violation of choreo restrictions (1 of 10)																

Rank	Name	Nation	Starting Number	Total Segment Score	Total Element Score	Total Program Component Score (factored)						Total Deductions				
6	Yuka ORIHARA / Juho PIRINEN	FIN	4	107.21	59.99	47.22						0.00				
#	Executed Elements	Info	Base Value	GOE	J1	J2	J3	J4	J5	J6	J7	J8	J9	Ref.	Scores of Panel	
1	StaLi4		5.45	1.30	3	4	3	3	2	2	3	2	3		6.75	
2	ChSp1		1.10	1.78	3	3	2	2	1	2	2	2	2		2.88	
3	SyTwW4+SyTwM3		6.47	1.35	3	1	0	3	1	2	2	2	2		7.82	
4	OFTW1+OFTM1		4.84	1.35	2	2	2	2	1	2	2	2	1		6.19	
5	CuLi4+RoLi4		10.90	2.61	3	3	2	3	2	2	3	3	3		13.51	
6	DSP4		6.00	0.89	2	1	2	2	0	2	3	1	1		6.89	
7	DiStW1+DiStM1		6.96	1.93	2	2	2	2	2	1	2	2	1		8.89	
8	ChSt1		1.10	2.96	4	4	3	5	2	3	4	3	4		4.06	
9	ChLi1		1.10	1.90	3	2	2	3	2	2	2	2	3		3.00	
			<b>43.92</b>												<b>59.99</b>	
Program Components			Factor													
Composition			2.00	8.25	8.25	7.75	7.75	7.50	8.00	8.00	8.00	8.00	7.75			7.93
Presentation			2.00	8.50	8.00	8.00	8.00	7.75	8.25	8.00	8.00	8.00				8.04
Skating Skills			2.00	8.00	7.75	7.75	7.50	7.00	7.75	7.50	7.75	7.75				7.64
<b>Judges Total Program Component Score (factored)</b>																<b>47.22</b>
Deductions:															0.00	

Official Partners:



## JUDGES DETAILS PER SKATER

### ICE DANCE FREE DANCE

Rank	Name	Nation	Starting Number	Total Segment Score	Total Element Score	Total Program Component Score (factored)						Total Deductions				
7	Katerina MRAZKOVA / Daniel MRAZEK	CZE	5	101.99	55.43	46.56						0.00				
#	Executed Elements	Info	Base Value	GOE	J1	J2	J3	J4	J5	J6	J7	J8	J9	Ref.	Scores of Panel	
1	StaLi4		5.45	1.10	2	2	3	4	2	1	2	2	3		6.55	
2	SyTwW4+SyTwM4		6.84	2.18	3	3	3	3	3	2	3	3	3		9.02	
3	SILi4		5.45	1.03	3	0	2	2	2	3	2	2	2		6.48	
4	CiStW2+CiStM2		7.46	2.08	2	2	2	2	2	2	2	2	2		9.54	
5	DSP4		6.00	1.45	2	3	3	4	2	3	2	3	2		7.45	
6	OFTWB+OFTM1		3.22	-0.69	-2	-1	-1	-2	-2	-2	-1	-1	-1		2.53	
7	RoLi4		5.45	0.96	2	2	2	2	2	1	2	2	2		6.41	
8	ChSt1		1.10	1.66	1	2	2	2	2	2	2	2	2		2.76	
9	ChLi1		1.10	0.95	0	0	2	2	1	0	2	2	1		2.05	
10	ChTw1		1.10	1.54	2	1	1	3	2	1	2	2	3		2.64	
			<b>43.17</b>												<b>55.43</b>	
Program Components				Factor												
Composition				2.00	7.25	7.50	8.25	8.00	7.50	7.75	8.00	8.00	8.00	8.00		7.82
Presentation				2.00	7.00	7.75	7.75	8.00	7.00	7.75	7.75	7.75	7.75	7.75		7.64
Skating Skills				2.00	7.75	8.00	8.25	7.75	8.00	7.50	7.75	7.75	7.75	7.75		7.82
<b>Judges Total Program Component Score (factored)</b>														<b>46.56</b>		
<b>Deductions:</b>													<b>0.00</b>			

Rank	Name	Nation	Starting Number	Total Segment Score	Total Element Score	Total Program Component Score (factored)						Total Deductions				
8	Nadiia BASHYNSKA / Peter BEAUMONT	CAN	3	100.19	55.25	44.94						0.00				
#	Executed Elements	Info	Base Value	GOE	J1	J2	J3	J4	J5	J6	J7	J8	J9	Ref.	Scores of Panel	
1	ChAJ1		1.10	1.42	2	2	1	2	1	0	2	2	2		2.52	
2	DSP3		5.25	1.13	2	2	2	2	2	2	2	2	2		6.38	
3	SILi4+RoLi4		10.90	1.65	2	1	2	2	2	1	1	2	2		12.55	
4	OFTW2+OFTM2		5.34	1.14	1	1	3	3	2	1	1	1	2		6.48	
5	ChSt1		1.10	1.30	3	1	1	2	1	1	0	2	3		2.40	
6	SyTwW4+SyTwM4		6.84	1.46	2	2	2	3	1	2	1	2	3		8.30	
7	StaLi3		4.70	0.82	2	2	2	2	1	1	0	2	2		5.52	
8	CiStW2+CiStM1		7.21	1.49	1	1	2	1	2	1	1	2	2		8.70	
9	ChLi1		1.10	1.30	2	2	1	2	1	1	1	2	3		2.40	
			<b>43.54</b>												<b>55.25</b>	
Program Components				Factor												
Composition				2.00	8.00	7.25	7.50	7.50	7.00	7.25	7.50	7.75	8.00	8.00		7.54
Presentation				2.00	7.75	7.50	7.50	7.75	7.50	7.25	7.25	8.00	8.25	8.25		7.61
Skating Skills				2.00	7.25	7.25	7.25	7.75	6.75	6.75	7.25	7.75	8.00	8.00		7.32
<b>Judges Total Program Component Score (factored)</b>														<b>44.94</b>		
<b>Deductions:</b>													<b>0.00</b>			

Official Partners:





## JUDGES DETAILS PER SKATER

### ICE DANCE FREE DANCE

Rank	Name	Nation	Starting Number	Total Segment Score	Total Element Score	Total Program Component Score (factored)						Total Deductions				
9	Jennifer JANSE van RENSBURG / Benjamin STEFFAN	GER	2	99.02	54.66	44.36						0.00				
#	Executed Elements	Info	Base Value	GOE	J1	J2	J3	J4	J5	J6	J7	J8	J9	Ref.	Scores of Panel	
1	DSP4		6.00	0.80	1	2	2	1	1	2	3	0	1		6.80	
2	OFTW2+OFTM2		5.34	0.72	0	1	1	1	1	1	1	1	1		6.06	
3	SILi4		5.45	0.89	2	2	2	2	0	2	2	2	1		6.34	
4	ChSp1		1.10	-0.35	-2	0	-1	-2	-2	-1	-1	-2	-2		0.75	
5	SeStW1+SeStM2		7.21	1.04	1	1	1	1	0	1	1	1	1		8.25	
6	SyTwW4+SyTwM4		6.84	0.83	1	1	1	2	0	1	2	1	1		7.67	
7	CuLi4+RoLi4		10.90	2.61	3	2	2	3	1	3	3	3	3		13.51	
8	ChSt1		1.10	1.66	3	2	2	2	1	2	3	1	2		2.76	
9	ChLi1		1.10	1.42	2	1	2	2	2	1	2	1	2		2.52	
			<b>45.04</b>													<b>54.66</b>
Program Components				Factor												
Composition				2.00	7.50	7.25	7.50	7.50	7.25	7.75	8.00	7.75	7.50			7.54
Presentation				2.00	7.25	7.25	7.25	7.50	7.00	7.50	7.75	7.75	7.50			7.43
Skating Skills				2.00	6.75	7.00	7.00	7.25	6.25	7.50	7.75	7.75	7.25			7.21
<b>Judges Total Program Component Score (factored)</b>																<b>44.36</b>
<b>Deductions:</b>															<b>0.00</b>	

Rank	Name	Nation	Starting Number	Total Segment Score	Total Element Score	Total Program Component Score (factored)						Total Deductions				
10	Mariia IGNATEVA / Danijil Leonyidovics SZEMKO	HUN	1	89.83	49.77	40.06						0.00				
#	Executed Elements	Info	Base Value	GOE	J1	J2	J3	J4	J5	J6	J7	J8	J9	Ref.	Scores of Panel	
1	OFTW1+OFTM1		4.84	0.73	0	1	2	1	0	2	2	1	0		5.57	
2	SILi4+CuLi3		10.15	1.65	1	2	2	3	2	2	2	1	1		11.80	
3	SyTwW4+SyTwM4		6.84	-0.10	-1	0	0	0	0	0	-1	0	0		6.74	
4	DSP4		6.00	0.24	0	0	1	1	0	0	0	1	1		6.24	
5	ChAJ1		1.10	0.59	1	2	1	0	1	1	-1	0	1		1.69	
6	DiStW1+DiStM2		7.21	0.45	-1	0	1	0	0	1	0	1	1		7.66	
7	ChSl1		1.10	1.30	2	1	2	-1	1	1	2	2	2		2.40	
8	RoLi4		5.45	0.41	1	1	1	0	0	1	2	1	1		5.86	
9	ChSt1		1.10	0.71	1	1	1	0	1	1	0	1	2		1.81	
			<b>43.79</b>													<b>49.77</b>
Program Components				Factor												
Composition				2.00	6.25	7.25	7.00	6.50	6.25	7.50	7.00	6.50	6.25			6.68
Presentation				2.00	6.50	6.75	7.00	6.25	6.50	7.25	6.75	6.75	6.75			6.71
Skating Skills				2.00	6.25	7.00	6.75	6.75	6.00	7.50	6.75	6.50	6.50			6.64
<b>Judges Total Program Component Score (factored)</b>																<b>40.06</b>
<b>Deductions:</b>															<b>0.00</b>	

Legend:							
#	Sequence number	GOE	Grade of Execution	Jx	Judges (x=1-9)	Ref.	Referee
*	Invalid element	<	Under-rotated jump	<<	Downgraded jump		
x	Credit for highlight distribution, base value multiplied by 1.1			!	Not clear edge	REP	Jump repetition
F	Fall	q	Jump landed on the quarter				

#### Official Partners:



Dear Friends,

On behalf of the Finnish Figure Skating Association, it was our pleasure to host the Grand Prix Espoo 2023 in Espoo, Finland.

This was the third time Finland hosted ISU Grand Prix of Figure Skating competition. I sincerely hope you enjoyed it as much as we did.

I want to thank all volunteers that gave service to all skating family members. In addition, I want to thank the impressive number of fans which came short or long way to give their support to the competitors.

Finally, we thank the competitors, coaches and other team members for their dedication and hard work to compete this season. Experienced and committed Officials, thank you for serving in our event. The week has been wonderful of skating and sportsmanship.

I wish you good luck and great performances the rest of the season!

Sincerely,

Jouko Pitkänen  
President  
Finnish Figure Skating Association

Official Partners:

